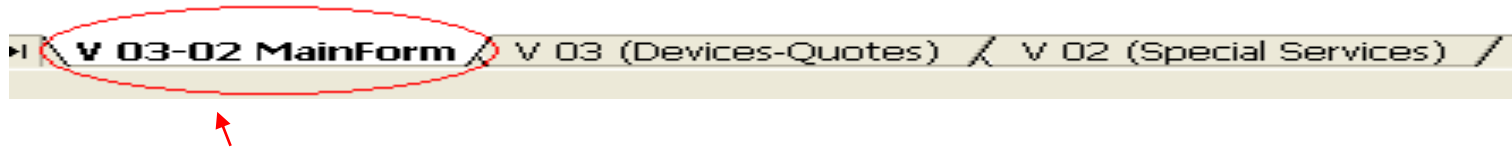


REPORTING GUIDELINE

The process of Vendors'/Subvendors'/ATHEX Members' in completing and submitting their activity reports to the Athens Exchange is described below in simple steps, in order to help them use the excel form V03-02 easily and effectively.

The initial Step for the setup of the quarterly report is to open the excel workbook Form V03-V02.xls and follow the below instructions:

1ST STEP:



Select the worksheet "V03-02 Main Form".

2ND STEP:

COMPANY / INVOICE DETAILS			
Customer Code:	<input type="text"/>	Name:	<input type="text"/>
Address:	<input type="text"/>	Tax number:	<input type="text"/>
		TAX Authority:	<input type="text"/>

Fill in the personal details of the Company (Name and Address of the Company).

Note: The Customer Code is filled in by the ATHEX.

3RD STEP:

Period of report:

Year:

Trimester:

Select the Year and the period of Trimester (e.g. Year: 2016 and Trimester: 1).



QUARTERLY REPORT FORM OF THE ATHEX INFORMATION PRODUCTS

V-03-02

COMPANY / INVOICE DETAILS

Customer Code: Name: Address: Tax number: TAX Authority:

The present form should be send to:

ATHENS EXCHANGE S.A. Attention to: Mr. Pavlos Vratilis, ATHEX Data Feed Services / Market Operation & Member Support Division Athinon avenue 110, Postal code : 10442, Athens e-mail: D.F.S-Reporting@athex.gr

Period of report: Year: 2016 Trimester: 1

Table with columns for ATHEX INFORMATION PRODUCT, REPORT FORM (JAN, FEB, MAR, Total), and PRO-INVOICE (€) (JAN, FEB, MAR, Net Value). Rows include categories like ATHEX SECURITIES, ATHEX & CSE, CSE SECURITIES, ATHEX DERIV., SIBEX, and REQUESTS - QUOTES.

*We declare in full responsibility that all data included in this report are accurate and correct in accordance with the specific stipulations of the Vendor's Agreement we have signed with ATHEX and that we unreservedly accept our invoicing with the respective amounts appearing on this form.

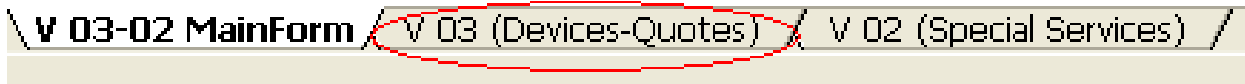
Net Value: [] V.A.T. Total:

Date Full Name / Signature / Seal

Note: Please avoid filling in the following fields in order to report the numbers of subscribers/quotes and the usage of Special Services. The excel worksheet «V03 – 02 Main Form» is updated automatically by filling in the excel worksheets: «V03 (Devices – Quotes) » and «V02 (Special Services)».

REPORTING THE NUMBER OF DEVICES/SUBSCRIBERS/QUOTES

1ST STEP:



Select the worksheet “V03 (Devices – Quotes)”, in order to report the number of subscribers/devices/quotes per month.

2ND STEP:



DATA ENTRY TABLE FOR NUMBER OF DEVICES/SUBSCRIBERS/QUOTES

CORPORATE CUSTOMER		ADDRESS	INFORMATION PRODUCT DESCRIPTION	PRODUCT CODE	JAN	FEB	MAR
1	NAME OF CORPORATE COMPANY A	ADDRESS OF A					
2	NAME OF CORPORATE COMPANY B	ADDRESS OF B					
3	NAME OF CORPORATE COMPANY C	ADDRESS OF C	Reporting Category: DEVICES				
4	NAME OF CORPORATE COMPANY D	ADDRESS OF D	Subscriber Category: PROFESSIONAL SUBSCRIBERS				
5			PRO SUBSCRIBERS - ATHEX SECURITIES - FULL ORDER DEPTH				
6			PRO SUBSCRIBERS - ATHEX SECURITIES - LEVEL 2 (5BBO)				
7			PRO SUBSCRIBERS - ATHEX SECURITIES - LEVEL 1 (1BBO)				
8			PRO SUBSCRIBERS - ATHEX SECURITIES - MIFID POST TRADE				
9			PRO SUBSCRIBERS - ATHEX INDICES				

In each row, fill in the name of the Corporate Company in the column “Corporate Customer” along with the address. Don’t fill in the names of users’ of the corporate company.

3rd STEP:



DATA ENTRY TABLE FOR NUMBER OF DEVICES/SUBSCRIBERS/QUOTES

	CORPORATE CUSTOMER	ADDRESS	INFORMATION PRODUCT DESCRIPTION	PRODUCT CODE	JAN	FEB	MAR
1	NAME OF CORPORATE COMPANY A	ADDRESS OF A					
2	NAME OF CORPORATE COMPANY B	ADDRESS OF B					
3	NAME OF CORPORATE COMPANY C	ADDRESS OF C	Reporting Category: DEVICES Subscriber Category: PROFESSIONAL SUBSCRIBERS				
4	NAME OF CORPORATE COMPANY D	ADDRESS OF D	PRO SUBSCRIBERS - ATHEX SECURITIES - FULL ORDER DEPTH				
5			PRO SUBSCRIBERS - ATHEX SECURITIES - LEVEL 2 (5BBO)				
6			PRO SUBSCRIBERS - ATHEX SECURITIES - LEVEL 1 (1BBO)				
7			PRO SUBSCRIBERS - ATHEX SECURITIES - MIFID POST TRADE				
8			PRO SUBSCRIBERS - ATHEX INDICES				
9							



In the column "Information Product Description", select the product used by each corporate company.



DATA ENTRY TABLE FOR NUMBER OF DEVICES/SUBSCRIBERS/QUOTES

	CORPORATE CUSTOMER	ADDRESS	INFORMATION PRODUCT DESCRIPTION	PRODUCT CODE	JAN	FEB	MAR
1	NAME OF CORPORATE COMPANY A	ADDRESS OF A	PRO SUBSCRIBERS - ATHEX-CSE SECURITIES - LEVEL 3 (10BBO)	ATHEX_CSE-SEC-L3	2	3	12
2	NAME OF CORPORATE COMPANY B	ADDRESS OF B	PRO SUBSCRIBERS - ATHEX DERIV. - LEVEL 3 (10BBO)	ATHEX-DER-L3	6	4	4
3	NAME OF CORPORATE COMPANY C	ADDRESS OF C	PRO SUBSCRIBERS - ATHEX DERIV. - FULL ORDER DEPTH	ATHEX-DER-FOD	5	7	7
4	NAME OF CORPORATE COMPANY D	ADDRESS OF D	PRO SUBSCRIBERS - ATHEX SECURITIES - FULL ORDER DEPTH	ATHEX-SEC-FOD	3	7	9

Note: Don't insert the products to the column "Product Code". The column "Product Code" is filled in automatically by inserting the products to the column "Information Product Description".

4TH STEP:



DATA ENTRY TABLE FOR NUMBER OF DEVICES/SUBSCRIBERS/QUOTES

	CORPORATE CUSTOMER	ADDRESS	INFORMATION PRODUCT DESCRIPTION	PRODUCT CODE	JAN	FEB	MAR
1	NAME OF CORPORATE COMPANY A	ADDRESS OF A	PRO SUBSCRIBERS - ATHEX-CSE SECURITIES - LEVEL 3 (10BBO)	ATHEX_CSE-SEC-L3	2	3	12
2	NAME OF CORPORATE COMPANY B	ADDRESS OF B	PRO SUBSCRIBERS - ATHEX DERIV. - LEVEL 3 (10BBO)	ATHEX-DER-L3	6	4	4
3	NAME OF CORPORATE COMPANY C	ADDRESS OF C	PRO SUBSCRIBERS - ATHEX DERIV. - FULL ORDER DEPTH	ATHEX-DER-FOD	5	7	7
4	NAME OF CORPORATE COMPANY D	ADDRESS OF D	PRO SUBSCRIBERS - ATHEX SECURITIES - FULL ORDER DEPTH	ATHEX-SEC-FOD	3	7	9



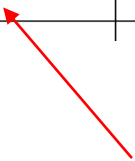
Then, insert the number of subscribers per month in the corresponding columns.

5TH STEP:



DATA ENTRY TABLE FOR NUMBER OF DEVICES/SUBSCRIBERS/QUOTES

	CORPORATE CUSTOMER	ADDRESS	INFORMATION PRODUCT DESCRIPTION	PRODUCT CODE	JAN	FEB	MAR
5	NAME OF VENDOR A	ADDRESS OF VENDOR A	NON PRO SUBSCRIBERS - ATHEX INDICES	ATHEX-IND-NONPRO	12	4	2
6	NAME OF VENDOR B	ADDRESS OF VENDOR B	NON PRO SUBSCRIBERS - CSE SECURITIES - LEVEL 1 (1BBO)	CSE-SEC-L1-NONPRO	34	3	3
7	NAME OF VENDOR C	ADDRESS OF VENDOR C	MOBILES / PAGERS - NON PRO SUBSCRIBERS - ATHEX SECURITIES - MIFID POST TRADE	ATHEX-SEC-PT-MOB-NONPRO	2	24	4
8	NAME OF VENDOR D	ADDRESS OF VENDOR D	QUOTES - ATHEX INDICES, SECURITIES & DERIVATIVES	ATHEX-SEC&DER-QUOTES	1	43	32
9							
10							



For reporting the number of Retail Users: Fill in as the name of Retail User in the column "Corporate Customer", the name of the Vendor/Subvendor along with the address (e.g. Vendor's Name A, Address of Vendor A). Don't fill in the names of Retail Users. Then select the product used by Retail Users and fill in aggregately the number of retail users per month.

❖ TOTAL VIEW OF THE WORKSHEET “V03 (DEVICES-QUOTES)”

A total view of the completed worksheet “V03 (Devices-Quotes)” is presented below:




DATA ENTRY TABLE FOR NUMBER OF DEVICES/SUBSCRIBERS/QUOTES

	CORPORATE CUSTOMER	ADDRESS	INFORMATION PRODUCT DESCRIPTION	PRODUCT CODE	JAN	FEB	MAR
1	NAME OF CORPORATE COMPANY A	ADDRESS OF A	PRO SUBSCRIBERS - ATHEX-CSE SECURITIES - LEVEL 3 (10BBO)	ATHEX_CSE-SEC-L3	2	3	12
2	NAME OF CORPORATE COMPANY B	ADDRESS OF B	PRO SUBSCRIBERS - ATHEX DERIV. - LEVEL 3 (10BBO)	ATHEX-DER-L3	6	4	4
3	NAME OF CORPORATE COMPANY C	ADDRESS OF C	PRO SUBSCRIBERS - ATHEX DERIV. - FULL ORDER DEPTH	ATHEX-DER-FOD	5	7	7
4	NAME OF CORPORATE COMPANY D	ADDRESS OF D	PRO SUBSCRIBERS - ATHEX SECURITIES - FULL ORDER DEPTH	ATHEX-SEC-FOD	3	7	9
6	NAME OF VENDOR A	ADDRESS OF VENDOR A	NON PRO SUBSCRIBERS - ATHEX INDICES	ATHEX-IND-NONPRO	12	4	2
8	NAME OF VENDOR B	ADDRESS OF VENDOR B	NON PRO SUBSCRIBERS - CSE SECURITIES - LEVEL 1 (1BBO)	CSE-SEC-L1-NONPRO	34	3	3
7	NAME OF VENDOR C	ADDRESS OF VENDOR C	MOBILES / PAGERS - NON PRO SUBSCRIBERS - ATHEX SECURITIES - MIFID POST TRADE	ATHEX-SEC-PT-MOB-NONPRO	2	24	4
8	NAME OF VENDOR D	ADDRESS OF VENDOR D	QUOTES - ATHEX INDICES, SECURITIES & DERIVATIVES	ATHEX-SEC&DER-QUOTES	1	43	32
8							
10							
11							
12							
13							
14							
16							
..							

❖ TOTAL VIEW OF THE WORKSHEET "V03-02 MAIN FORM"

A total view of the completed worksheet "V03-02 Main Form" is presented below:

 **QUARTERLY REPORT FORM OF THE ATHEX INFORMATION PRODUCTS**

V-03-02

COMPANY / INVOICE DETAILS
 Customer Code: Name: **VENDOR A**
 Address: Tax number: TAX Authority:

The present form should be send to:
 ATHENS EXCHANGE S.A.
 Attention to: **Mr. Pavlos Vralits, ATHEX Data Feed Services / Market Operation & Member Support Division**
 Athinon avenue 110, Postal code : 10442, Athens e-mail: **DFS.Respond@atdex.gr**

Period of report: Year: **2016** Trimester: **1**

ATHEX INFORMATION PRODUCT	REPORT FORM				PRO-INVOICE (€)				
	JAN	FEB	MAR	Total	JAN	FEB	MAR	Net Value	
Reporting Category: DEVICES									
Subscriber Category: PROFESSIONAL SUBSCRIBERS									
ATHEX SECURITIES	FULL ORDER DEPTH	3	7	9	19	75,00	175,00	225,00	475,00
	LEVEL 2 (5BBO)								
	LEVEL 1 (1BBO)								
	MIFID POST TRADE								
ATHEX & CSE	ATHEX INDICES								
	FTSE/ATHEX INDICES								
CSE SECURITIES	FULL ORDER DEPTH	2	3	12	17	30,00	45,00	180,00	255,00
	LEVEL 2 (5BBO)								
	LEVEL 1 (1BBO)								
	MIFID POST TRADE								
ATHEX DERIV.	FULL ORDER DEPTH	5	7	7	19	40,00	56,00	56,00	152,00
	LEVEL 3 (10BBO)	6	4	4	14	42,00	28,00	28,00	98,00
	LEVEL 2 (5BBO)								
SIBEX	SIBEX-FULL								
Subscriber Category: NON PROFESSIONAL SUBSCRIBERS									
ATHEX SECURITIES	LEVEL 2 (5BBO)								
	LEVEL 1 (1BBO)								
	MIFID POST TRADE								
	ATHEX INDICES	12	4	2	18	12,00	4,00	2,00	18,00
CSE SECURITIES	FTSE/ATHEX								
	LEVEL 1 (1BBO)	34	3	3	40	34,00	3,00	3,00	40,00
ATHEX DERIV.	MIFID POST TRADE								
	LEVEL 1 (1BBO)								
Reporting Category: MOBILES - PAGERS									
Subscriber Category: PROFESSIONAL SUBSCRIBERS									
ATHEX SECURITIES	LEVEL 2 (5BBO)								
	LEVEL 1 (1BBO)								
	MIFID POST TRADE								
	ATHEX INDICES								
CSE SECURITIES	FTSE/ATHEX								
	LEVEL 2 (5BBO)								
ATHEX DERIV.	LEVEL 1 (1BBO)								
	MIFID POST TRADE								
Subscriber Category: NON PROFESSIONAL SUBSCRIBERS									
ATHEX SECURITIES	LEVEL 1 (1BBO)								
	MIFID POST TRADE	2	24	4	30	1,20	14,40	2,40	18,00
	ATHEX INDICES								
CSE SECURITIES	FTSE/ATHEX								
	LEVEL 1 (1BBO)								
ATHEX DERIV.	MIFID POST TRADE								
	LEVEL 1 (1BBO)								
Reporting Category: REQUESTS - QUOTES									
ATHEX INDICES, SECS & DERIVATIVES		1	43	32	76	0,0075	0,3225	0,2400	0,57
MIFID POST TRADE									
FTSE/ATHEX									
CSE SECS									

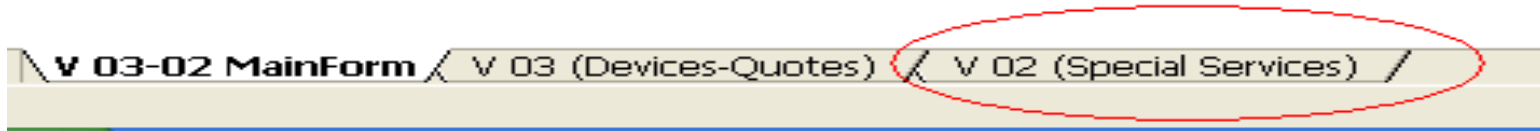
We declare in full responsibility that all data included in this report are accurate and correct in accordance with the specific stipulations of the Vendor's Agreement we have signed with ATHEX and that we unreservedly accept our invoicing with the respective amounts appearing on this form.

<input type="checkbox"/> V.A.T.	Net Value:	1.056,57
	Total:	1.056,57

.....
 Date Full Name / Signature / Seal

❖ REPORTING THE USAGE OF SPECIAL SERVICES

1ST STEP:



Select the worksheet "V02 (Special Services)", in order to report the usage of the Special Services (TV or Internet Ticker / Indices out of TV or Indices out of Internet Ticker / Listed Company's website displaying its own stock information / Non Display Data).

B1) REPORTING THE INTERNET TICKER OR INDICES OUTSIDE INTERNET TICKER:

1ST STEP:



DATA ENTRY TABLE FOR REPORTING CORPORATE CLIENTS THAT RECEIVE SPECIAL SERVICES

Trimester from: 1/1/2016
to: 31/3/2016

CORPORATE CUSTOMER	Site / TV Name	Special Service	Product Code	Annual Cost	No of Indices	Start Date	End Date	Trimester's Reported Period Cost	Reported period (Start - End)
NAME OF COMPANY A	WWW.XXXX.COM								
NAME OF COMPANY B	WWW.YYYY.COM								

In each row, insert the name of the Corporate Company along with the Internet site (e.g. Corporate Company's Name A, www.xxxxx.com).

2nd STEP:



DATA ENTRY TABLE FOR REPORTING CORPORATE CLIENTS THAT RECEIVE SPECIAL SERVICES

Trimester from: **1/1/2016**
 to: **31/3/2016**

CORPORATE CUSTOMER	Site / TV Name	Special Service	Product Code	Annual Cost	No of Indices	Start Date	End Date	Trimester's Reported Period Cost	Reported period (Start - End)
NAME OF COMPANY A	WWW.XXXX.COM								
NAME OF COMPANY B	WWW.YYYY.CO	Special Service Category: I N T E R N E T S I T E ATHEX Securities Market - Internet Ticker (Level 1) ATHEX Derivatives Market - Internet Ticker (Level 1) ATHEX Securities Market - Indices outside Internet Ticker FTSE / ATHEX Indices - Internet Ticker (Level 1) FTSE / ATHEX Indices outside Internet Ticker CSE Securities Market - Internet Ticker (Level 1)							



Then, select the category of the Special Service (Internet Ticker/Indices out of Internet Ticker) used by the Corporate Company.

3RD STEP:



DATA ENTRY TABLE FOR REPORTING CORPORATE CLIENTS THAT RECEIVE SPECIAL SERVICES

Trimester from:
to:

CORPORATE CUSTOMER	Site / TV Name	Special Service	Product Code	Annual Cost	No of Indices	Start Date	End Date	Trimester's Reported Period Cost	Reported period (Start - End)	
NAME OF COMPANY A	WWW.XXXX.CO	ATHEX Securities Market - Internet Ticker (Level 1)	ATHEX-SEC-SITE_TICKER	15.000,00		1/1/2016	31/3/2016	3.750,00	1/1/2016	31/3/2016
NAME OF COMPANY B	WWW.YYYY.CO	ATHEX Securities Market - Indices outside Internet Ticker	ATHEX-IND-SITE	1.000,00	2	1/1/2016	31/3/2016	500,00	1/1/2016	31/3/2016



For the category of Special Service "Indices outside Internet Ticker", fill in the number of indices (e.g. Number of indices: 2).


4TH STEP:



DATA ENTRY TABLE FOR REPORTING CORPORATE CLIENTS THAT RECEIVE SPECIAL SERVICES

Trimester from:
to:

CORPORATE CUSTOMER	Site / TV Name	Special Service	Product Code	Annual Cost	No of Indices	Start Date	End Date	Trimester's Reported Period Cost	Reported period (Start - End)	
NAME OF COMPANY A	WWW.XXXX.CO	ATHEX Securities Market - Internet Ticker (Level 1)	ATHEX-SEC-SITE_TICKER	15.000,00		1/1/2016	31/3/2016	3.750,00	1/1/2016	31/3/2016
NAME OF COMPANY B	WWW.YYYY.CO	ATHEX Securities Market - Indices outside Internet Ticker	ATHEX-IND-SITE	1.000,00	2	1/1/2016	31/3/2016	500,00	1/1/2016	31/3/2016



Then insert the start & end dates in the corresponding columns.



DATA ENTRY TABLE FOR REPORTING CORPORATE CLIENTS THAT RECEIVE SPECIAL SERVICES

Trimester from: 1/1/2016
 to: 31/3/2016

CORPORATE CUSTOMER	Site / TV Name	Special Service	Product Code	Annual Cost	No of Indices	Start Date	End Date	Trimester's Reported Period Cost	Reported period (Start - End)	
NAME OF COMPANY A	WWW.XXXX.CO	ATHEX Securities Market - Internet Ticker (Level 1)	ATHEX-SEC-SITE_TICKER	15.000,00		1/1/2016	31/3/2016	3.750,00	1/1/2016	31/3/2016
NAME OF COMPANY B	WWW.YYYY.CO	ATHEX Securities Market - Indices outside Internet Ticker	ATHEX-IND-SITE	1.000,00	2	1/1/2016	31/3/2016	500,00	1/1/2016	31/3/2016

Note: The columns "Product Code", "Annual Cost", "Trimester's Reported Period Cost" and "Reported period (Start-End)" are automatically updated.

B2) REPORTING THE TV TICKER OR INDICES OUTSIDE TV TICKER

1ST STEP:



DATA ENTRY TABLE FOR REPORTING CORPORATE CLIENTS THAT RECEIVE SPECIAL SERVICES

Trimester from:
 to:

CORPORATE CUSTOMER	Site / TV Name	Special Service	Product Code	Annual Cost	No of Indices	Start Date	End Date	Trimester's Reported Period Cost	Reported period (Start - End)
NAME OF COMPANY C	NAME OF TV A								
NAME OF COMPANY D	NAME OF TV D								



In each row, insert the name of the Corporate Company along with the TV name (e.g. Corporate Company's Name C, TV's Name A).

2ND STEP:



DATA ENTRY TABLE FOR REPORTING CORPORATE CLIENTS THAT RECEIVE SPECIAL SERVICES

Trimester from: **1/1/2016**
 to: **31/3/2016**

CORPORATE CUSTOMER	Site / TV Name	Special Service	Product Code	Annual Cost	No of Indices	Start Date	End Date	Trimester's Reported Period Cost	Reported period (Start - End)
NAME OF COMPANY C	NAME OF TV A								
NAME OF COMPANY D	NAME OF TV D								
		Special Service Category: I N T E R N E T S I T E							
		ATHEX Securities Market - Internet Ticker (Level 1)							
		ATHEX Derivatives Market - Internet Ticker (Level 1)							
		ATHEX Securities Market - Indices outside Internet Ticker							
		FTSE / ATHEX Indices - Internet Ticker (Level 1)							
		FTSE / ATHEX Indices outside Internet Ticker							
		CSE Securities Market - Internet Ticker (Level 1)							



Then, select the category of the Special Service (TV Ticker or Indices out of TV Ticker) used by the Corporate Company.


3RD STEP:



DATA ENTRY TABLE FOR REPORTING CORPORATE CLIENTS THAT RECEIVE SPECIAL SERVICES

Trimester from:
 to:

CORPORATE CUSTOMER	Site / TV Name	Special Service	Product Code	Annual Cost	No of Indices	Start Date	End Date	Trimester's Reported Period Cost	Reported period (Start - End)	
NAME OF COMPANY C	NAME OF TV A	ATHEX Securities Market - TV Ticker (Level 1)	ATHEX-SEC-TV_TICKER	15.000,00				3.750,00	1/1/2016	31/3/2016
NAME OF COMPANY D	NAME OF TV D	ATHEX Securities Market - Indices outside TV Ticker	ATHEX-IND-TV	1.000,00	4			1.000,00	1/1/2016	31/3/2016



For the category of Special Service "Indices outside TV Ticker", fill in the number of indices (e.g. Number of indices: 4).

4TH STEP:



DATA ENTRY TABLE FOR REPORTING CORPORATE CLIENTS THAT RECEIVE SPECIAL SERVICES

Trimester from: **1/1/2016**
to: **31/3/2016**

CORPORATE CUSTOMER	Site / TV Name	Special Service	Product Code	Annual Cost	No of Indices	Start Date	End Date	Trimester's Reported Period Cost	Reported period (Start - End)	
NAME OF COMPANY C	NAME OF TV A	ATHEX Securities Market - TV Ticker (Level 1)	ATHEX-SEC-TV_TICKER	15.000,00		1/1/2016	31/3/2016	3.750,00	1/1/2016	31/3/2016
NAME OF COMPANY D	NAME OF TV D	ATHEX Securities Market - Indices outside TV Ticker	ATHEX-IND-TV	1.000,00	4	1/1/2016	31/3/2016	1.000,00	1/1/2016	31/3/2016



Then insert the start & end dates in the corresponding columns.

5TH STEP:



DATA ENTRY TABLE FOR REPORTING CORPORATE CLIENTS THAT RECEIVE SPECIAL SERVICES

Trimester from:
 to:

CORPORATE CUSTOMER	Site / TV Name	Special Service	Product Code	Annual Cost	No of Indices	Start Date	End Date	Trimester's Reported Period Cost	Reported period (Start - End)	
NAME OF COMPANY C	NAME OF TV A	ATHEX Securities Market - TV Ticker (Level 1)	ATHEX-SEC-TV_TICKER	15.000,00		1/1/2016	31/3/2016	3.750,00	1/1/2016	31/3/2016
NAME OF COMPANY D	NAME OF TV D	ATHEX Securities Market - Indices outside TV Ticker	ATHEX-IND-TV	1.000,00	4	1/1/2016	31/3/2016	1.000,00	1/1/2016	31/3/2016

Note: The columns "Product Code", "Annual Cost", "Trimester's Reported Period Cost" and "Reported period (Start-End)" are automatically updated.

B3) REPORTING THE NON DISPLAY DATA

1ST STEP:



DATA ENTRY TABLE FOR REPORTING CORPORATE CLIENTS THAT RECEIVE SPECIAL SERVICES

Trimester from:
 to:

CORPORATE CUSTOMER	Site / TV Name	Special Service	Product Code	Annual Cost	No of Indices	Start Date	End Date	Trimester's Reported Period Cost	Reported period (Start - End)
NAME OF COMPANY E									
NAME OF COMPANY F									



In each row, insert the name of the Corporate Company (e.g. Corporate Company's Name E).

2ND STEP:



DATA ENTRY TABLE FOR REPORTING CORPORATE CLIENTS THAT RECEIVE SPECIAL SERVICES

Trimester from: **1/1/2016**
to: **31/3/2016**

CORPORATE CUSTOMER	Site / TV Name	Special Service	Product Code	Annual Cost	No of Indices	Start Date	End Date	Trimester's Reported Period Cost	Reported period (Start - End)
NAME OF COMPANY E									
NAME OF COMPANY F		<div style="border: 1px solid black; padding: 2px;"> Special Service Category: I N T E R N E T S I T E ATHEX Securities Market - Internet Ticker (Level 1) ATHEX Derivatives Market - Internet Ticker (Level 1) ATHEX Securities Market - Indices outside Internet Ticker FTSE / ATHEX Indices - Internet Ticker (Level 1) FTSE / ATHEX Indices outside Internet Ticker CSE Securities Market - Internet Ticker (Level 1) </div>							



Then, select the category of the Special Service (Non Display Data) used by the Corporate Company.

3RD STEP:



DATA ENTRY TABLE FOR REPORTING CORPORATE CLIENTS THAT RECEIVE SPECIAL SERVICES

Trimester from:
 to:

CORPORATE CUSTOMER	Site / TV Name	Special Service	Product Code	Annual Cost	No of Indices	Start Date	End Date	Trimester's Reported Period Cost	Reported period (Start - End)	
NAME OF COMPANY E		Non Disp. Data - Internal redistribution / corp. client (ATHEX)	ATHEX-SEC-NONDD-INT	4.800,00		1/1/2016	31/3/2016	1.200,00	1/1/2016	31/3/2016
NAME OF COMPANY F		Non Disp. Data - External redistribution / corp. client (CSE)	CSE-SEC-NONDD-EXT	2.160,00		1/1/2016	31/3/2016	540,00	1/1/2016	31/3/2016



Then insert the start & end dates in the corresponding columns.

4TH STEP:



DATA ENTRY TABLE FOR REPORTING CORPORATE CLIENTS THAT RECEIVE SPECIAL SERVICES

Trimester from:
 to:

CORPORATE CUSTOMER	Site / TV Name	Special Service	Product Code	Annual Cost	No of Indices	Start Date	End Date	Trimester's Reported Period Cost	Reported period (Start - End)	
NAME OF COMPANY E		Non Disp. Data - Internal redistribution / corp. client (ATHEX)	ATHEX-SEC-NONDD-INT	4.800,00		1/1/2016	31/3/2016	1.200,00	1/1/2016	31/3/2016
NAME OF COMPANY F		Non Disp. Data - External redistribution / corp. client (CSE)	CSE-SEC-NONDD-EXT	2.160,00		1/1/2016	31/3/2016	540,00	1/1/2016	31/3/2016

Note: The columns "Product Code", "Annual Cost", "Trimester's Reported Period Cost" and "Reported period (Start-End)" are automatically updated.


B3) REPORTING THE LISTED COMPANY'S WEBSITE DISPLAYING ITS OWN STOCK INFORMATION

1ST STEP:



DATA ENTRY TABLE FOR REPORTING CORPORATE CLIENTS THAT RECEIVE SPECIAL SERVICES

Trimester from: <input type="text" value="1/1/2016"/> to: <input type="text" value="31/3/2016"/>										
CORPORATE CUSTOMER	Site / TV Name	Special Service	Product Code	Annual Cost	No of Indices	Start Date	End Date	Trimester's Reported Period Cost	Reported period (Start - End)	
NAME OF VENDOR A										
NAME OF VENDOR A										



In each row, insert the name of the Vendor/Subvendor/ATHEX Member (e.g. Vendor's Name A).

2ND STEP:



DATA ENTRY TABLE FOR REPORTING CORPORATE CLIENTS THAT RECEIVE SPECIAL SERVICES

Trimester from:
 to:

CORPORATE CUSTOMER	Site / TV Name	Special Service	Product Code	Annual Cost	No of Indices	Start Date	End Date	Trimester's Reported Period Cost	Reported period (Start - End)
NAME OF VENDOR A									
NAME OF VENDOR A		<div style="border: 1px solid black; padding: 2px;"> Special Service Category: I N T E R N E T S I T E ATHEX Securities Market - Internet Ticker (Level 1) ATHEX Derivatives Market - Internet Ticker (Level 1) ATHEX Securities Market - Indices outside Internet Ticker FTSE / ATHEX Indices - Internet Ticker (Level 1) FTSE / ATHEX Indices outside Internet Ticker CSE Securities Market - Internet Ticker (Level 1) </div>							



Then, select the category of the Special Service (Listed Company's Website) used by Vendor/Subvendor/ATHEX Member.


3RD STEP:



DATA ENTRY TABLE FOR REPORTING CORPORATE CLIENTS THAT RECEIVE SPECIAL SERVICES

Trimester from: **1/1/2016**
to: **31/3/2016**

CORPORATE CUSTOMER	Site / TV Name	Special Service	Product Code	Annual Cost	No of Indices	Start Date	End Date	Trimester's Reported Period Cost	Reported period (Start - End)	
NAME OF VENDOR A		ATHEX - Listed Company's website displaying its own stock in	ATHEX-SEC-CORP_SITE	1.467,35		1/1/2016	31/3/2016	366,84	1/1/2016	31/3/2016
NAME OF VENDOR A		CSE - Listed Company's website displaying its own stock info	CSE-SEC-CORP_SITE	375,89		1/1/2016	31/3/2016	93,97	1/1/2016	31/3/2016



Then insert the start & end dates in the corresponding columns.

4TH STEP:



DATA ENTRY TABLE FOR REPORTING CORPORATE CLIENTS THAT RECEIVE SPECIAL SERVICES

Trimester from:
 to:

CORPORATE CUSTOMER	Site / TV Name	Special Service	Product Code	Annual Cost	No of Indices	Start Date	End Date	Trimester's Reported Period Cost	Reported period (Start - End)	
NAME OF VENDOR A		ATHEX - Listed Company's website displaying its own stock in	ATHEX-SEC-CORP_SITE	1,487,35		1/1/2016	31/3/2016	366,84	1/1/2016	31/3/2016
NAME OF VENDOR A		CSE - Listed Company's website displaying its own stock info	CSE-SEC-CORP_SITE	375,89		1/1/2016	31/3/2016	93,97	1/1/2016	31/3/2016

Note: The columns "Product Code", "Annual Cost", "Trimester's Reported Period Cost" and "Reported period (Start-End)" are automatically updated.

❖ TOTAL VIEW OF THE WORKSHEET "V02 (Special Services)"

A total view of the completed worksheet "V02 (Special Services)" is presented below:




DATA ENTRY TABLE FOR REPORTING CORPORATE CLIENTS THAT RECEIVE SPECIAL SERVICES

Trimester from: 1/1/2016
to: 31/3/2016

CORPORATE CUSTOMER	Site / TV Name	Special Service	Product Code	Annual Cost	No of Indices	Start Date	End Date	Trimester's Reported Period Cost	Reported period (Start - End)	
NAME OF COMPANY A	WWW.XXXX.CO	ATHEX Securities Market - Internet Ticker (Level 1)	ATHEX-SEC-SITE_TICKER	15,000.00		1/1/2016	31/3/2016	3,750.00	1/1/2016	31/3/2016
NAME OF COMPANY B	WWW.YYYY.CO	ATHEX Securities Market - Indices outside Internet Ticker	ATHEX-IND-SITE	1,000.00	2	1/1/2016	31/3/2016	500.00	1/1/2016	31/3/2016
NAME OF COMPANY C	NAME OF TV A	ATHEX Securities Market - TV Ticker (Level 1)	ATHEX-SEC-TV_TICKER	15,000.00		1/1/2016	31/3/2016	3,750.00	1/1/2016	31/3/2016
NAME OF COMPANY D	NAME OF TV D	ATHEX Securities Market - Indices outside TV Ticker	ATHEX-IND-TV	1,000.00	4	1/1/2016	31/3/2016	1,000.00	1/1/2016	31/3/2016
NAME OF COMPANY E		Non Disp. Data - Internal redistribution / corp. client (ATHEX)	ATHEX-SEC-NONDD-INT	4,800.00		1/1/2016	31/3/2016	1,200.00	1/1/2016	31/3/2016
NAME OF COMPANY F		Non Disp. Data - External redistribution / corp. client (CSE)	CSE-SEC-NONDD-EXT	2,160.00		1/1/2016	31/3/2016	540.00	1/1/2016	31/3/2016
NAME OF VENDOR A		ATHEX - Listed Company's website displaying its own stock info	ATHEX-SEC-CORP_SITE	1,467.35		1/1/2016	31/3/2016	366.84	1/1/2016	31/3/2016
NAME OF VENDOR A		CSE - Listed Company's website displaying its own stock info	CSE-SEC-CORP_SITE	375.89		1/1/2016	31/3/2016	93.97	1/1/2016	31/3/2016

❖ TOTAL VIEW OF THE WORKSHEET "V03-02 Main Form"

A total view of the completed worksheet "V03-02 Main Form" is presented below:



QUARTERLY REPORT FORM OF THE ATHEX INFORMATION PRODUCTS

V-03-02

COMPANY / INVOICE DETAILS
 Customer Code: Name: **VENDOR A**
 Address: Tax number: TAX Authority:

The present form should be sent to:
ATHENS EXCHANGE S.A.
 Attention to: **Mr. Pavlos Vraitis, ATHEX Data Feed Services / Market Operation & Member Support Division**
 Athinon Avenue 110, Postal code: 10442, Athens, e-mail: DFS.Reporting@athex.gr

Period of report: Year: **2016** Trimester: **1**

ATHEX INFORMATION PRODUCT		REPORT FORM				PRO-INVOICE (€)			
		JAN	FEB	MAR	Total	JAN	FEB	MAR	Net Value
Reporting Category: DEVICES									
Subscriber Category: PROFESSIONAL SUBSCRIBERS									
ATHEX SECURITIES	FULL ORDER DEPTH	3	7	9	19	75,00	175,00	225,00	475,00
	LEVEL 2 (5BBO)								
	LEVEL 1 (1BBO)								
	MIFID POST TRADE								
ATHEX & CSE	ATHEX INDICES								
	FTSE/ATHEX INDICES								
	LEVEL 3 (10BBO)	2	3	12	17	30,00	45,00	180,00	255,00
CSE SECURITIES	FULL ORDER DEPTH								
	LEVEL 2 (5BBO)								
	LEVEL 1 (1BBO)								
ATHEX DERIV.	MIFID POST TRADE								
	FULL ORDER DEPTH	5	7	7	19	40,00	56,00	56,00	152,00
	LEVEL 3 (10BBO)	6	4	4	14	42,00	28,00	28,00	98,00
SIBEX	LEVEL 2 (5BBO)								
	LEVEL 1 (1BBO)								
Subscriber Category: NON PROFESSIONAL SUBSCRIBERS									
ATHEX SECURITIES	SIBEX-FULL								
	LEVEL 2 (5BBO)								
	LEVEL 1 (1BBO)								
	MIFID POST TRADE								
CSE SECURITIES	ATHEX INDICES	12	4	2	18	12,00	4,00	2,00	18,00
	FTSE/ATHEX								
	LEVEL 1 (1BBO)	34	3	3	40	34,00	3,00	3,00	40,00
ATHEX DERIV.	MIFID POST TRADE								
	LEVEL 1 (1BBO)								
Reporting Category: MOBILES - PAGERS									
Subscriber Category: PROFESSIONAL SUBSCRIBERS									
ATHEX SECURITIES	LEVEL 2 (5BBO)								
	LEVEL 1 (1BBO)								
	MIFID POST TRADE								
	ATHEX INDICES								
CSE SECURITIES	FTSE/ATHEX								
	LEVEL 2 (5BBO)								
	LEVEL 1 (1BBO)								
ATHEX DERIV.	MIFID POST TRADE								
	LEVEL 1 (1BBO)								
Subscriber Category: NON PROFESSIONAL SUBSCRIBERS									
ATHEX SECURITIES	LEVEL 1 (1BBO)								
	MIFID POST TRADE	2	24	4	30	1,20	14,40	2,40	18,00
	ATHEX INDICES								
	FTSE/ATHEX								
CSE SECURITIES	LEVEL 1 (1BBO)								
	MIFID POST TRADE								
ATHEX DERIV.	LEVEL 2 (5BBO)								
	LEVEL 1 (1BBO)								
Reporting Category: REQUESTS - QUOTES									
ATHEX INDICES, SECS & DERIVATIVES		1	43	32	76	0,0075	0,3225	0,2400	0,57
MIFID POST TRADE									
FTSE/ATHEX									
CSE SECS									

V.A.T. **Net Value: 1.056,57**

Total: 1.056,57

We declare in full responsibility that all data included in this report are accurate and correct in accordance with the specific stipulations of the Vendor's Agreement we have signed with ATHEX and that we unreservedly accept our invoicing with the respective amounts appearing on this form.

Date: Full Name / Signature / Seal:

Κωδικός V03_GR - Έκδοση: 3.0 - 01/01/2011 1/1



QUARTERLY REPORT FORM OF THE ATHEX INFORMATION PRODUCTS

V-03-02

COMPANY / INVOICE DETAILS

Customer Code: Name: VENDOR A
Address: Tax number: TAX Authority:

The present form should be send to:

ATHENS EXCHANGE S.A.

Attention to: Mr. Pavlos Vratits, ATHEX Data Feed Services / Market Operation & Member Support Division
Athion avenue 110, Postal code : 10442 Athens

e-mail: DFS-Reporting@helex.gr

Period of report: Year: 2016 Trimester: 1

Table with 3 columns: Special Services Reporting Data, Count, Total Value. Categories include INTERNET SITE, TV STATION, LISTED COMPANY'S WEB SITE, NON DISPLAY - DATA, and NEWS FEED.

"We declare in full responsibility that all data included in this report are accurate and correct in accordance with the specific stipulations of the Vendor's Agreement we have signed with ATHEX and that we unreservedly accept our invoicing with the respective amounts appearing on this form."

Summary table with 2 columns: V.A.T. and Total. Values: Net Value: 11.200,81; Total: 11.200,81.

Date

Full Name / Signature / Seal