



GROUP IASO

 IASO

 IASO General

 MedStem Services

 IASO Pediatrics

 IASO THESSALIAS



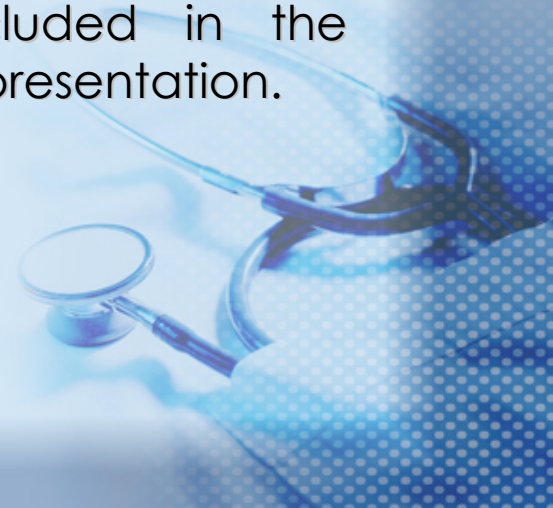
**2nd Annual Greek Roadshow
London, 3-4 October 2007**

Corporate Presentation

Disclaimer

This presentation may contain forward-looking statements, which are based upon current expectations and assumptions regarding anticipated developments and other factors affecting the Company and the Group. They are not historical facts, nor are they guarantees of future performance. Because these forward-looking statements involve risks and uncertainties, there are important factors that could cause actual results to differ materially from those expressed or implied by these forward-looking statements.

Any potential forward-looking statements included in the presentation refer only to the date of this specific presentation.

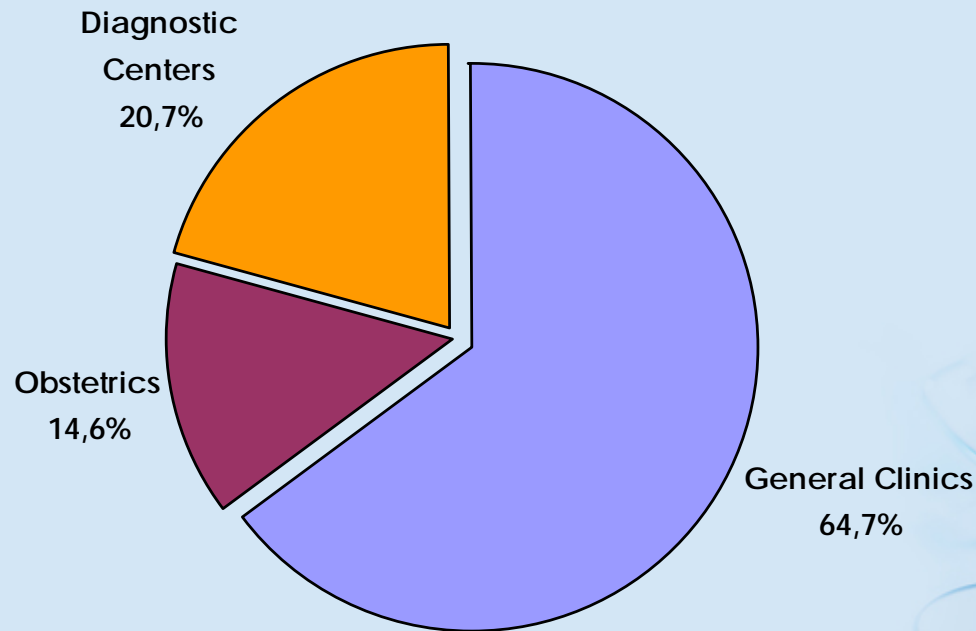


Health Care Sector in Greece



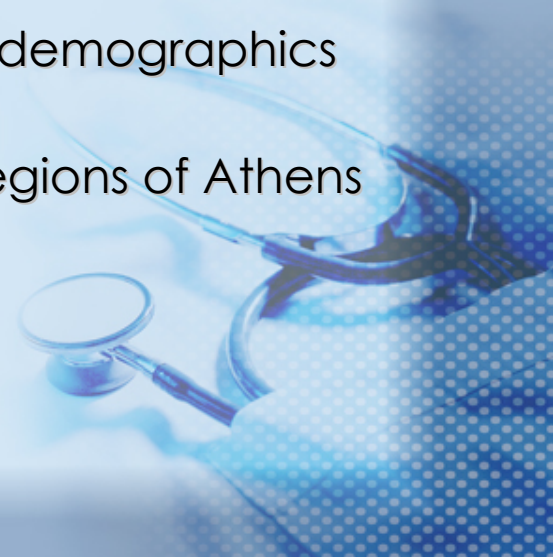
The Private Health Care Sector in Greece

- The size of the private health care spending reached the amount of € 1.544,5 mil for the year 2006.
- Avg. Market Growth Rate: 13,2% (1997-2006)

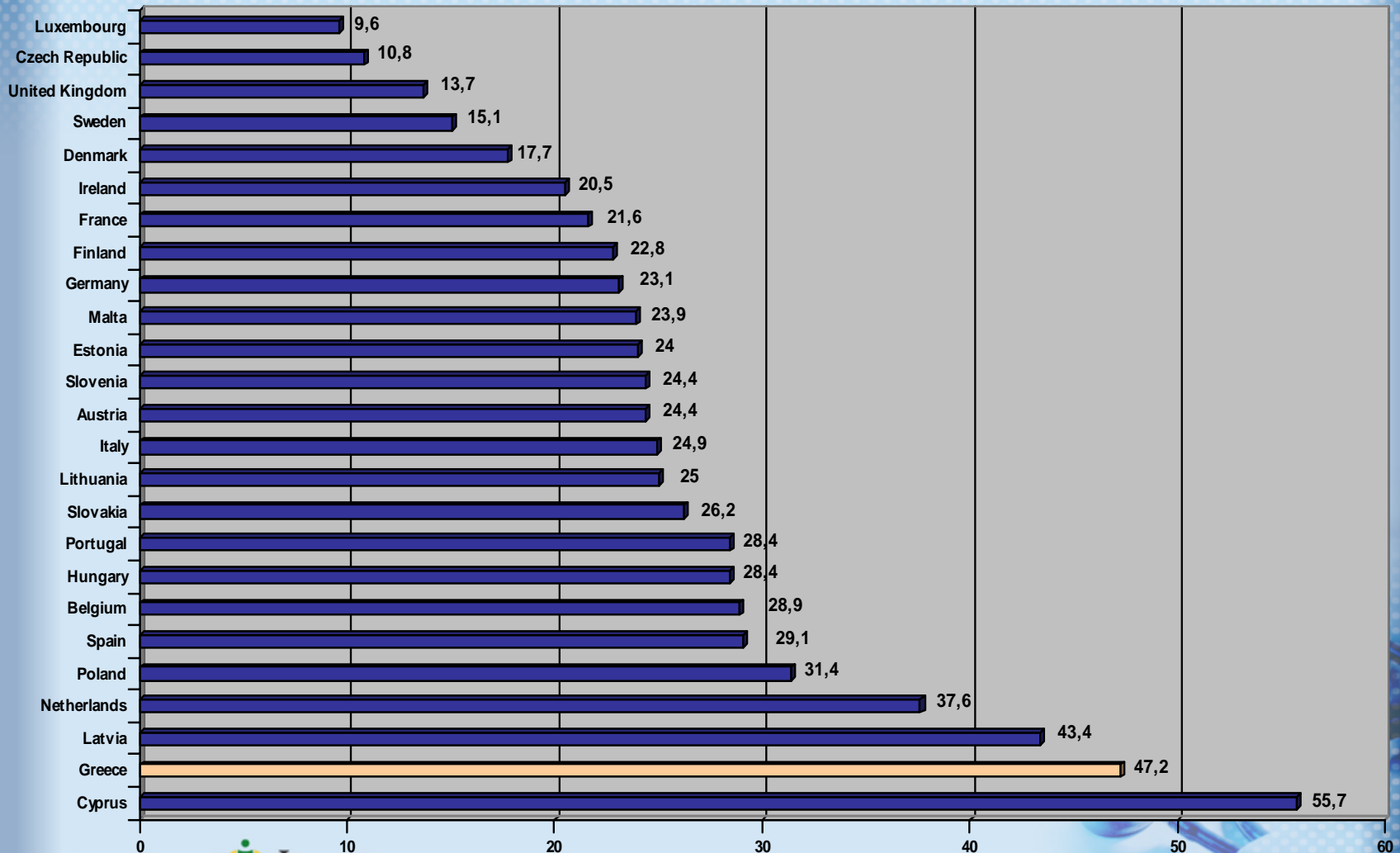


The Private Health Care Sector in Greece

- The Market is characterized by:
 - High fragmentation
 - Largest operator holds c. 16% of total private market
 - Smaller players are less competitive due to the lack of quality services and available resources
 - High demand for quality medical services
 - Change of demand mix due to change in demographics (ageing population, immigrants' inflow)
 - Poor quality medical services outside the regions of Athens and Thessaloniki



E.U. 25: Private Expenditure on Health as % of Total Expenditure on Health (2004)



IASO Group of Hospitals



IASO Group of Companies is a state-of-the-art health care institution , and one of the most innovative healthcare providers internationally

We are committed to continuously upgrade our services, to develop pioneering methods and to cooperate with the best medical institutions in the world



Vision & Values

Our Vision

- To set the standard for providing integrated health care services

Our Values

- To focus on our Patients Needs
- To respect Medical Ethics and Promote Scientific Knowledge
- To give our employees the opportunity to take Creative Initiatives
- Corporate Social Responsibility
- Respect for the environment
- To provide high value for our shareholders




Our History at a Glance

April 1996	Inauguration of IASO Maternity Hospital
1999	Acquisition of the 220-bed HERA Maternity Hospital
June 2000	Listing in the Athens Stock Exchange
2002	Restructuring of HERA to a state-of-art General Hospital, named as IASO General S.A.
December 2002	Establishment of three new subsidiaries: "IASO Pediatric S.A.", "IASO Services S.A." (Medstem Services S.A.) and "IASO Thessalias S.A."
April 2003	Official Opening of IASO General
January 2006	Commencing construction of "IASO Thessalias" buildings
December 2006	The Group's revenues reach 143,8 mil €
July 2007	The Share Capital of "IASO of Southern Suburbs" has been increased by 10.000.000 €, and the agreements for the construction of the Group's new clinic in the Attica's Southern Suburbs have been concluded.

Our Core Competence: IASO's Unique Business Model

- Multi-Shareholder Structure



- Professional Management



- Cutting-edge technology



Multi – Shareholder Structure



- IASO's Business Model is based on the concept that physician, apart from his role in treating patients, is a shareholder and thus a key decision-maker.
- Every company's success is based on its customer satisfaction. Our physicians, as decision makers, ensure that the provision of medical services is of the utmost level of quality and fully meet our customers' needs.
- All of the above, coupled with the application of the principles of corporate governance and our high caliber management team, constitute the cornerstone of our success.
- In addition, a group of doctors who until recently were cooperating with LITO S.A. clinic, have joined IASO's medical team, contributing to the increase of patients as well as to the profitability of the Group.
- The participation of doctors' in the share capital is further strengthened by the Extraordinary General Meeting's decision to issue new shares and distribute them at discount price to new doctors – associates.
- This Business Model is also applied to the Group's new Hospitals.

Professional Management



We have implemented an innovative Organizational Structure, emphasizing on operating performance and flexibility through:

- Continuous development of our people
- International best practices implementation
- Application of Superior Performance measurement systems
 - Business Intelligence systems
 - Performance Management

During 2007, Management hired “The Boston Consulting Group” to review and improve the Group’s development plan, aiming at further penetration in the Greek market as well as expansion abroad.

Furthermore, NBG International Limited was also hired to provide financial advices and investment banking services to IASO Group, in the process of materialization of the Group’s development plan.

Continuous Investment in Cutting – Edge Technology



We are innovators because we believe in the constant upgrade of the services offered and in the development of new methods.

This is effected with the implementation of IASO's integrated medical and business oriented information systems infrastructure:

- Enterprise Resource Planning (SAP R/3)
- Highly specialized medical software (USS+GP,PACS, LIS, RIS, MUSE, QS etc.)



Scientific Distinctions

- We support scientific research.
- We organize scientific symposiums and road shows.
- We have pioneered in establishing the IASO Group Ethical Committee, thus strict specifications are fully implemented for ensuring the quality of services and research programs.
- We operate in compliance with the same standards as the ones adopted by Harefield NHS Trust, Royal Brompton and the National Cardiopulmonary Institute of UK.
- Our hospitals participate in worldwide recognized Intra-hospital Research Programs (Harefield Hospital, Imperial College of London etc) to ensure continuous medical advancement.
- We also participate in the research program “MEDAS” (**MEDical Assistance System**): Cross Language Information Retrieval & Image Processing for diagnosis, in association with Athens University of Economics & Business and the National & Kapodistrian University of Athens.



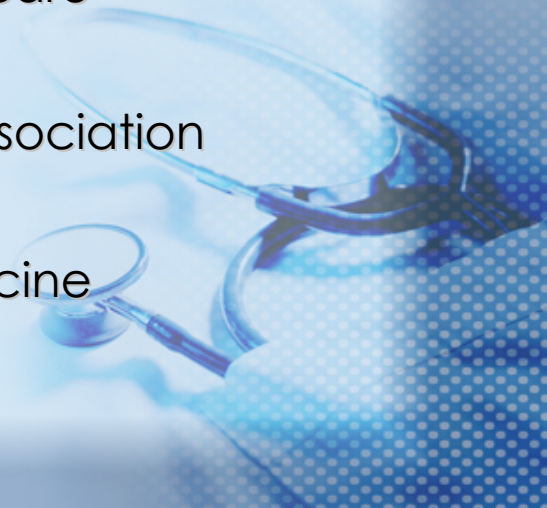
Scientific Distinctions

- We operate the best equipped and with the highest scientific standards stem cell bank in Greece, which operates in association with one of the top cryobank and transplant centers in the USA
- We offer successful treatment of heart failure through **mechanical heart implant (L-VAD)** as bridge-to-recovery
- IASO's department of Assisted Reproduction has a multilevel cooperation with the Symbion Institute of Human Reproduction located in Copenhagen, Denmark on the "in vitro maturation of the ova"



International Partnerships

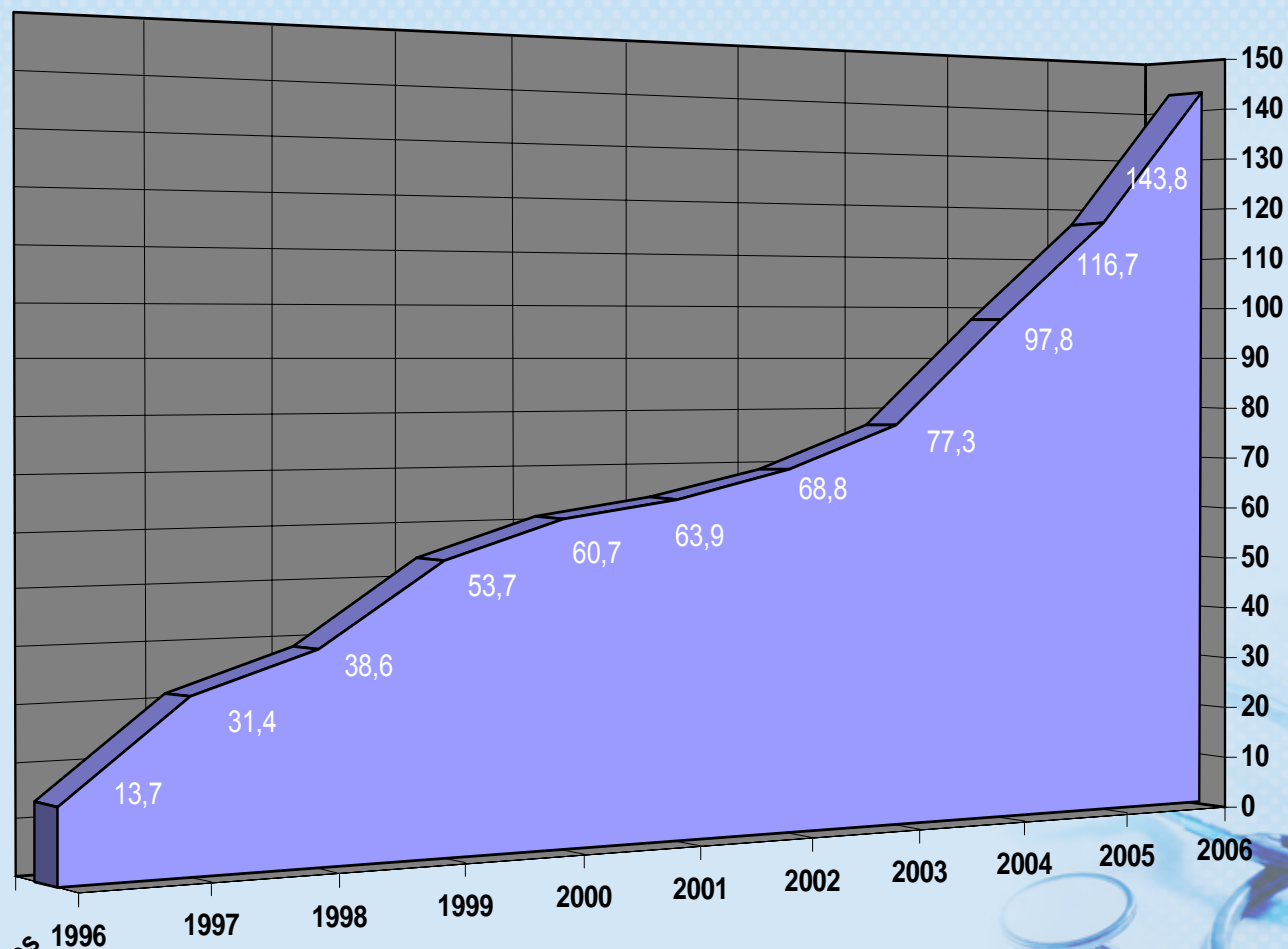
- Our priority is to promote medical science and healthcare management beyond national borders. For this reason, IASO has contracted partnerships with top hospitals and organizations worldwide and has ensured its participation in a number of pioneering research programs
- IASO is an active member of the following International Organizations:
 - The American Hospital Association International
 - The Society for Quality Assurance in Healthcare
 - The International Hospital Federation
 - The European Healthcare Management Association
 - The Hellenic Hospital Association
 - The Institute for Social and Preventive Medicine



Market Share of Group IASO (General Clinics and Obstetrics)

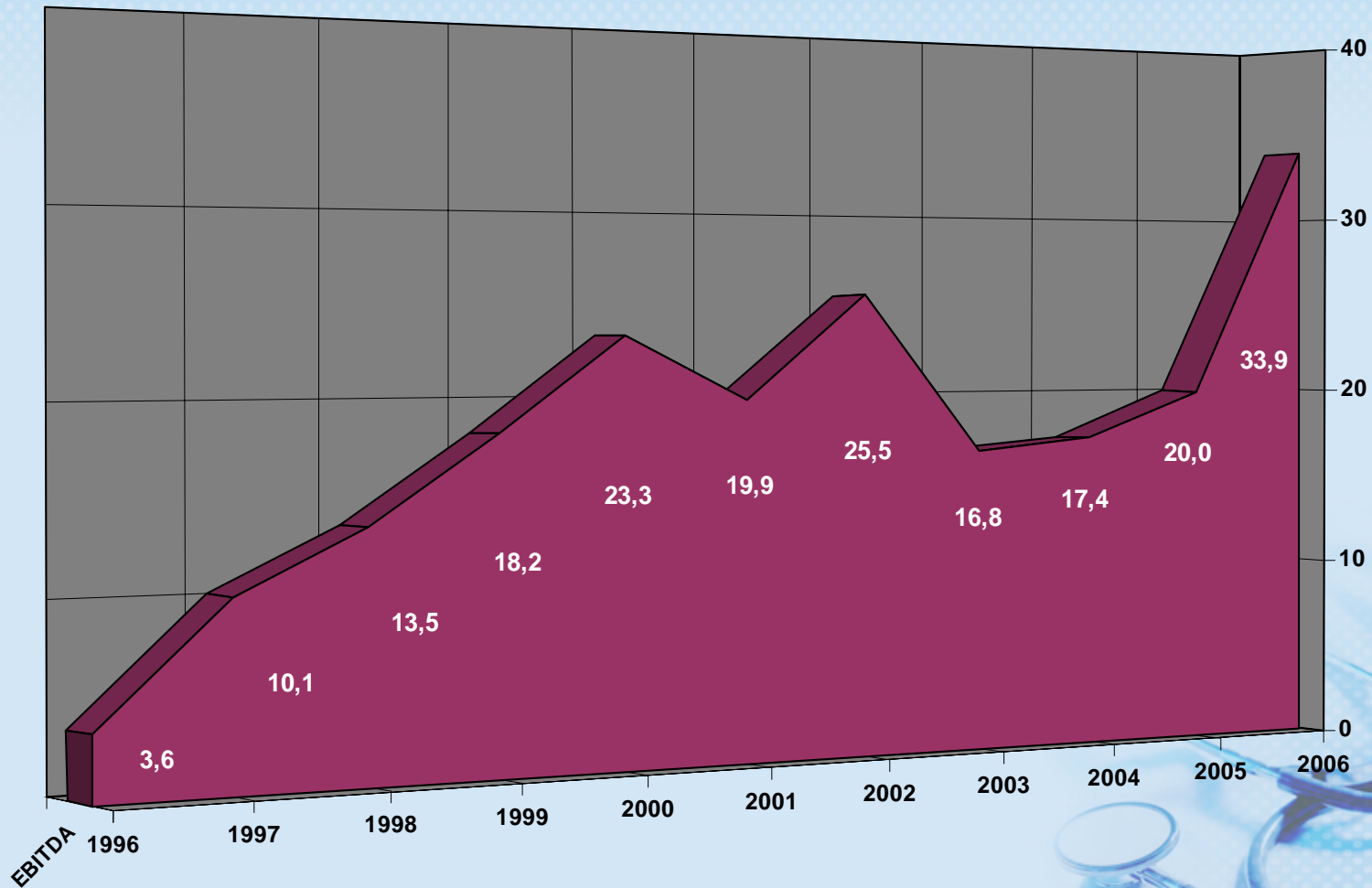


Our Achievements – Group basis



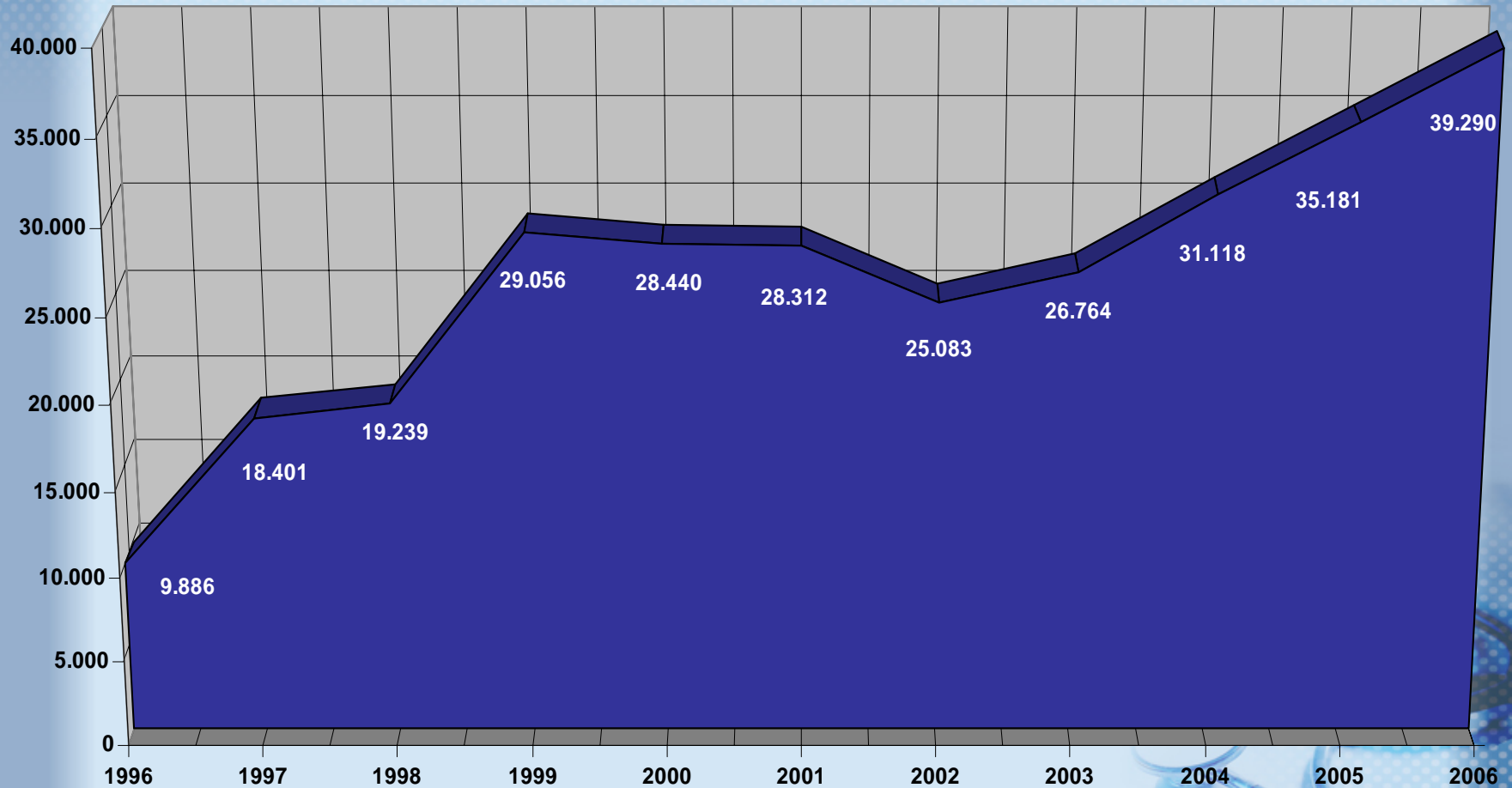
Revenues Evolution 1996-2006

Our Achievements – Group basis

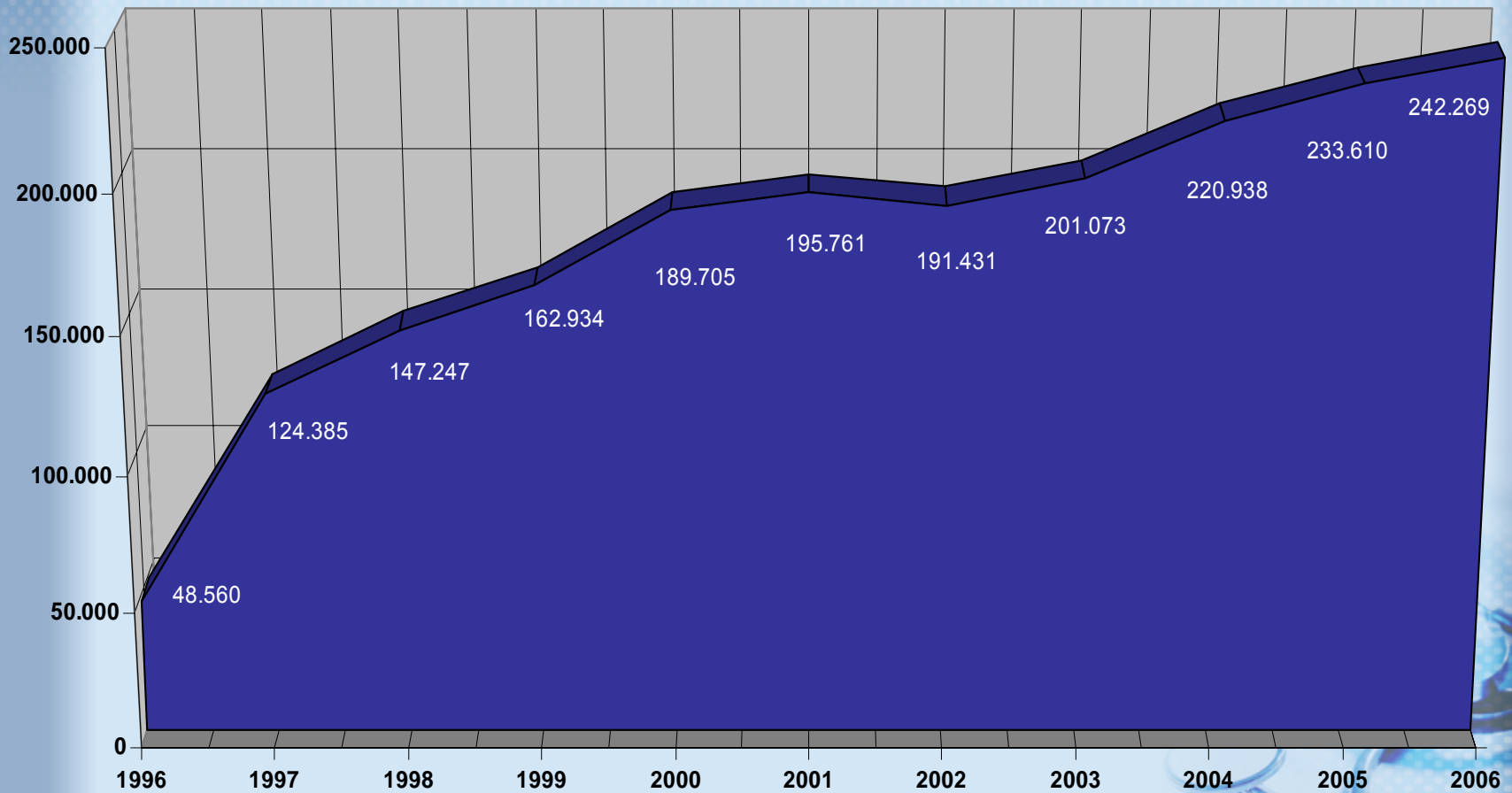


EBITDA Evolution 1996-2006

Evolution of Inpatients Admissions 1996-2006 – Group basis



Evolution of Outpatients Cases 1996-2006 – Group basis



Basic Financial figures of the Group - 2006

INCOME STATEMENT (in thousands €)			
	2005	2006	% Change
REVENUES	116.744,47	143.841,34	23,21 %
EBITDA	19.966,84	33.867,31	69,62 %
EBIT	11.803,34	25.972,18	120,04 %
PROFIT BEFORE TAXES	9.052,15	24.208,77	167,44 %
PROFIT AFTER TAXES	5.766,19	13.107,28	127,31%
MARGIN ANALYSIS			
	2005	2006	% Change
EBITDA	17,10%	23,54 %	37,67 %
EBIT	10,11%	18,06 %	78,59 %
PROFIT BEFORE TAXES	7,75%	16,83 %	117,06 %
PROFIT AFTER TAXES	4,94%	9,11%	84,49%

Basic Financial figures of the Group

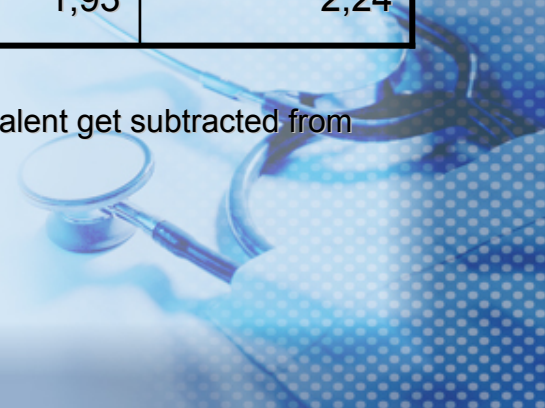
1st 6m 2006 - 2007

INCOME STATEMENT (in thousands €)			
	1st 6m 2006	1st 6m 2007	% Change
REVENUES	71.244,79	85.330,08	19,77%
EBITDA	15.064,69	23.214,67	54,10%
EBIT	11.157,54	19.268,32	72,69%
PROFIT BEFORE TAXES	10.228,61	18.334,24	79,24%
PROFIT AFTER TAXES	7.176,31	10.020,84	39,64%
MARGIN ANALYSIS			
	1st 6m 2006	1st 6m 2007	% Change
EBITDA	21,14%	27,21%	28,66%
EBIT	15,66%	22,58%	44,19%
PROFIT BEFORE TAXES	14,36%	21,49%	49,66%
PROFIT AFTER TAXES	10,07%	11,74%	16,59%

Basic Financial Ratios

CONSOLIDATED RATIOS	2005	2006
Current Ratio	0,64	0,76
Return on Equity (before taxes)	6,25%	16,09%
EBITDA (amount)	20,0 mil €	33,9 mil €
EBITDA (% on revenues)	17,10%	23,54%
Profit margin (before taxes) (% on revenues)	7,75%	16,83%
Owner's Equity / Total Assets *	0,55	0,55
Owner's Equity / Total Liabilities *	1,26	1,27
Owner's Equity / Bank Liabilities *	1,93	2,24

*Note: These ratios can be further improved if the consolidated cash and cash equivalent get subtracted from total assets.



Business Development & Investment Plans

We seek to leverage our competitive advantage in the country by implementing a strategic plan that focuses on:

- Presence in all health care services (i.e. general hospitals, pediatric hospitals, stem cell unit e.t.c.)
- Presence throughout Greece and abroad
- Cooperation with renowned physicians and International Medical – Scientific Institutions
- Further improvement of our operating performance

Group IASO has already implemented an investment plan of more than 100 mil € since its listing in the ASE and is planning to invest an additional 150 mil € during the next three years, aiming at covering, by the end of 2009, a broad range of health care services in strategically selected locations in Greece.





IASO Maternity

- IASO Maternity is the largest and one of the most modern obstetrics and gynecology hospitals in Europe. It covers all obstetrics and gynecology cases while it provides a broad range of diagnostic and therapeutic services
- Key Figures (2006)
 - 333 beds (incl. ICU)
 - Over 14.600 Deliveries
 - Over 26.000 Inpatients
 - Over 204.000 Outpatients
 - Over 860.000 Diagnostic Tests
 - Obstetrics & Maternity Sector:
 - ✓ 39,4% Country Market Share
 - ✓ 50,0% Attica Region
- IASO employs and associates with over 2.600 highly trained specialized and experienced medical, scientific and nursing staff in innovative medical units where state-of-the-art equipment is used



IASO Maternity

- Fully equipped delivery rooms, a complete facility complex that covers all stages of labor from pre-labor monitoring to the birth of the infant
- IASO operates the following state-of-the-art units
 - Breast center equipped with high resolution and low radiation equipment
 - One of the most sophisticated neonatal intensive care units in the world and the most advanced in Greece
 - One of the largest cardiotocography units in Europe with a central monitoring station

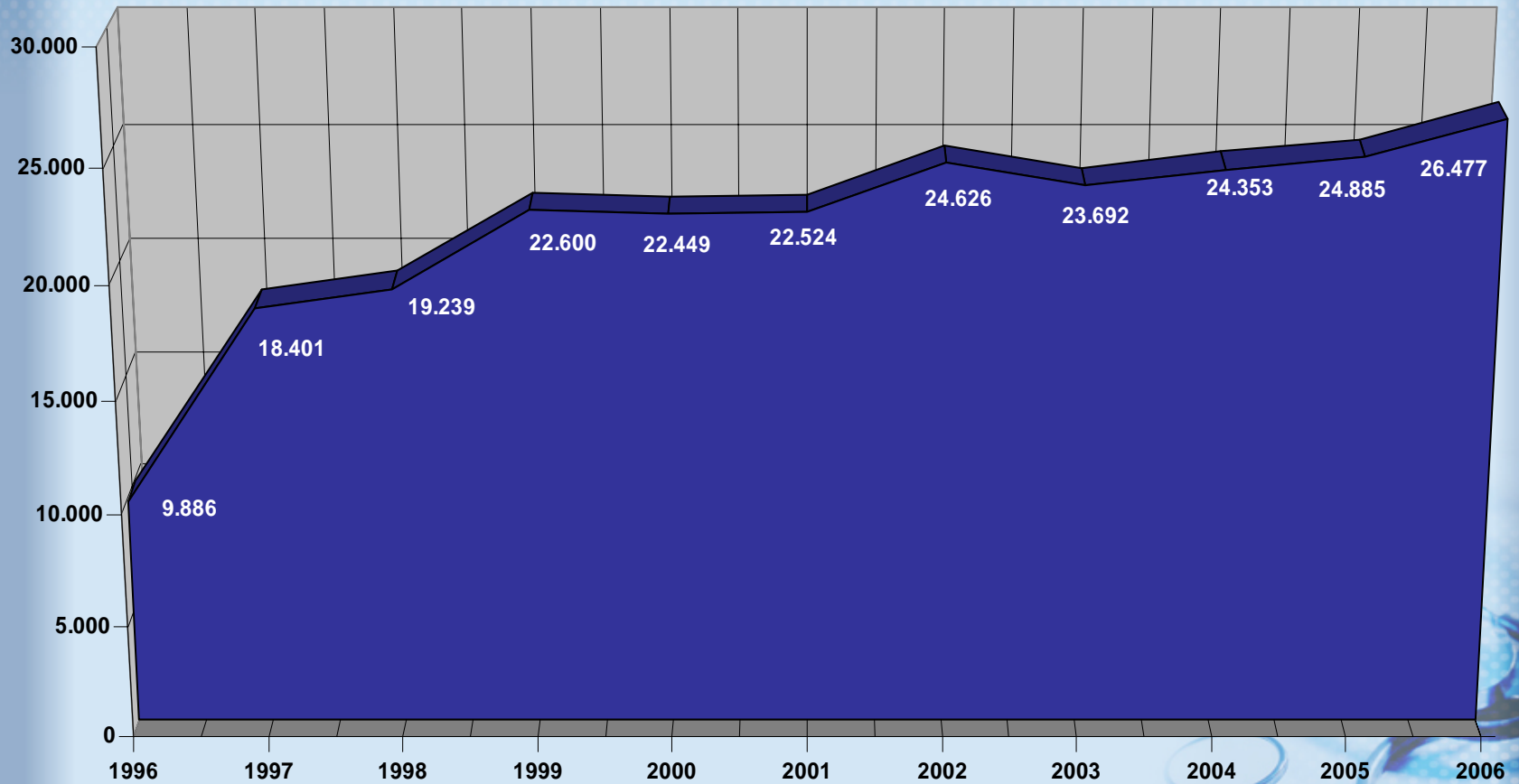


IASO Maternity

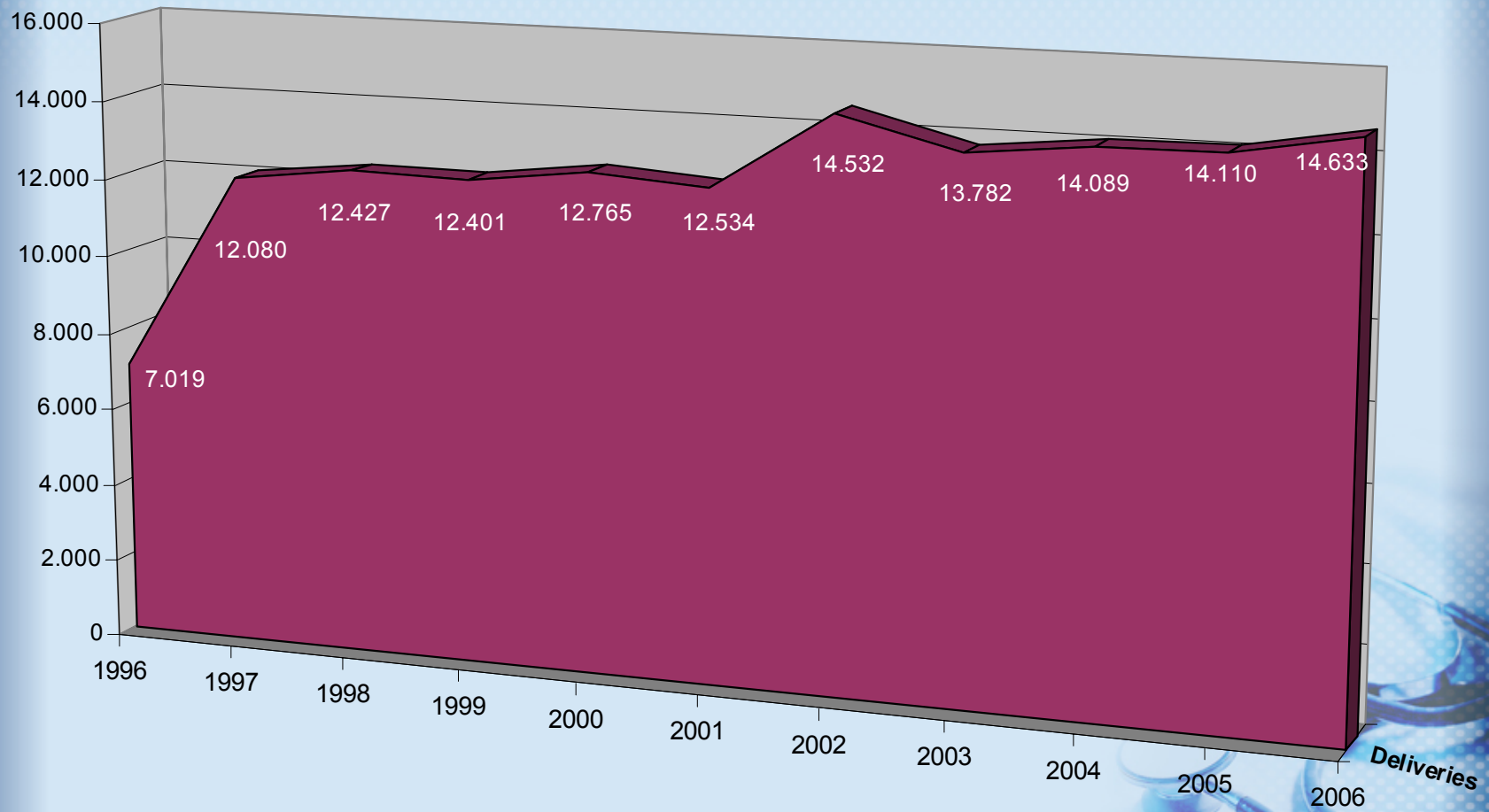
- IASO also operates:
 - Endoscopic and Laparoscopic Surgery Unit equipped with the latest medical equipment
 - One of the most modern and fully equipped Gynecological Oncology Laser units which covers the entire range from diagnosis to the cure of gynecological cancer
 - InVitro fertilization unit utilizing sophisticated technology and innovative methods, equivalent to the best internationally
 - Radiation oncology, brachytherapy, iodide unit, chemotherapy, and stereotactic- x-knife radiotherapy



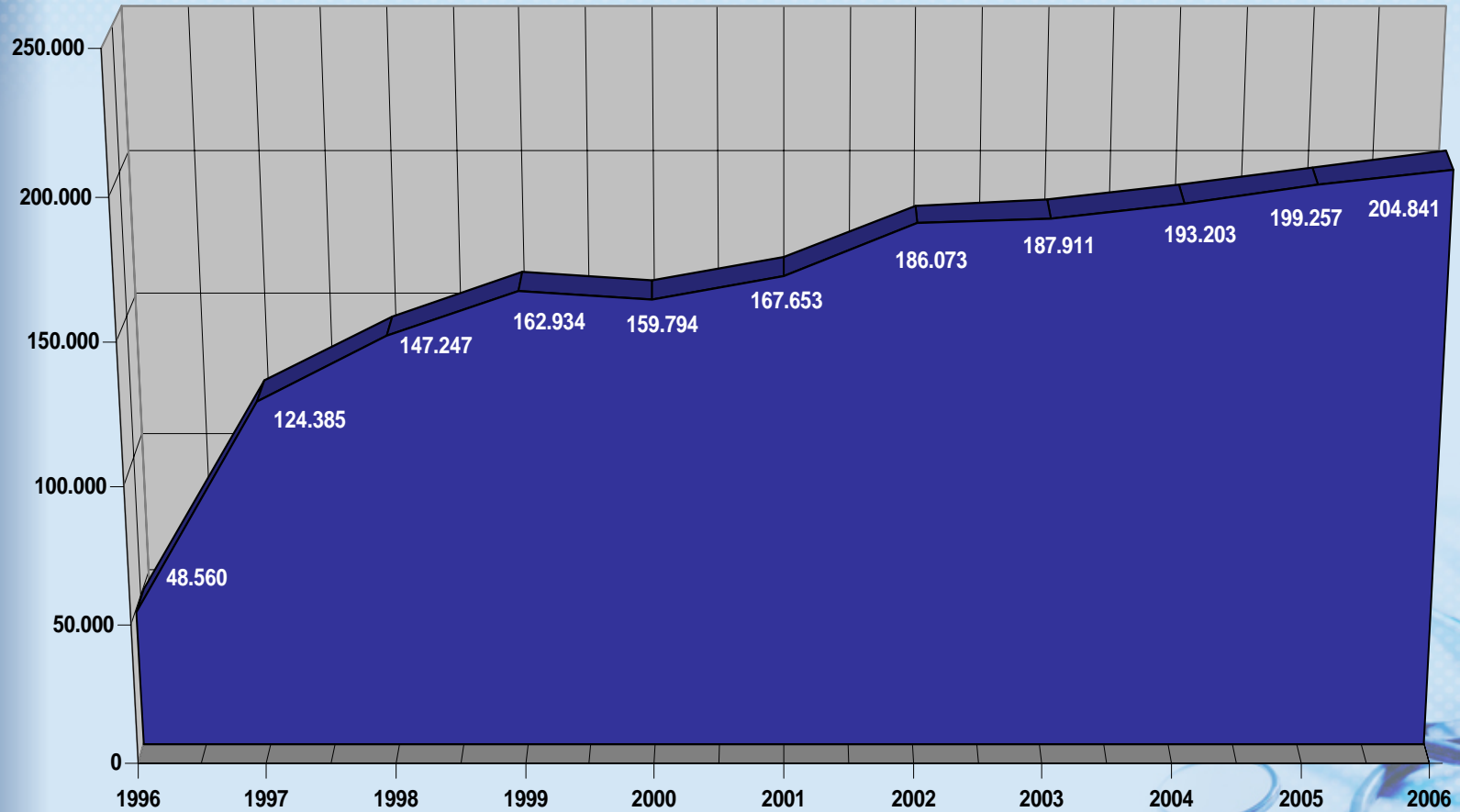
Evolution of Inpatients Admissions 1996-2006



Evolution of Deliveries 1996-2006



Evolution of Outpatients Cases 1996-2006



Basic Financial figures of IASO S.A. - 2006

INCOME STATEMENT (in thousands €)			
	2005	2006	% Change
REVENUES	76.681,33	88.744,58	15,73%
EBITDA	23.941,33	31.577,93	31,90%
EBIT	20.160,03	27.780,07	37,80%
PROFIT BEFORE TAXES	20.149,44	28.504,45	41,47%
PROFIT AFTER TAXES	13.297,78	20.205,80	51,95%
MARGIN ANALYSIS			
	2005	2006	% Change
EBITDA	31,22%	35,58%	13,97%
EBIT	26,29%	31,30%	19,07%
PROFIT BEFORE TAXES	26,28%	32,12%	22,24%
PROFIT AFTER TAXES	17,34%	22,77%	31,29%

Basic Financial figures of IASO S.A.

1st 6m 2006 - 2007

INCOME STATEMENT (in thousands €)			
	1st 6m 2006	1st 6m 2007	% Change
REVENUES	43.480,27	50.514,75	16,18%
EBITDA	14.529,61	18.835,69	29,64%
EBIT	12.680,08	16.928,04	33,50%
PROFIT BEFORE TAXES	12.923,79	17.335,37	34,14%
PROFIT AFTER TAXES	9.143,53	11.388,57	24,55%
MARGIN ANALYSIS			
	1st 6m 2006	1st 6m 2007	% Change
EBITDA	33,42%	37,29%	11,58%
EBIT	29,16%	33,51%	14,91%
PROFIT BEFORE TAXES	29,72%	34,32%	15,46%
PROFIT AFTER TAXES	21,03%	22,55%	7,21%

Basic Financial Ratios

IASO S.A.	2005	2006
Current Ratio	0,83	1,16
Return on Equity (before taxes)	11,40%	15,15%
EBITDA (amount)	23,9 mil €	31,5 mil €
EBITDA (% on revenues)	31,22%	35,58%
Profit margin (before taxes) (% on revenues)	26,28%	32,12%
Owner's Equity / Total Assets *	0,81	0,83
Owner's Equity / Total Liabilities *	4,29	5,06
Owner's Equity / Bank Liabilities *	11,33	17,43

* Note: These ratios can be further improved if the Company's cash and cash equivalent get subtracted from total assets and liabilities.



Evolution of Inpatients Figures IASO S.A.

Inpatients	6m 2006	6m 2007	Change %
Number of Admissions	13.242	14.018	5,86%
Revenues	32.759.068,08	38.377.825,94	17,15%
Average revenue per case	2.473,88	2.737,75	10,67%

Main focus points :

- The increase of inpatients admissions is a result of both the deliveries increase by 3,6% and the significant increase of the Neonatal Intensive Care Unit's cases by 21,7%
- The increase of the average revenue of inpatients is affected by:
 - The price list's adjustments on November 2006
 - The discounts' reduction
 - The improvement of patients mix
 - The introduction of new services (i.e. Newborn Screening)



Evolution of Outpatients Figures IASO S.A.

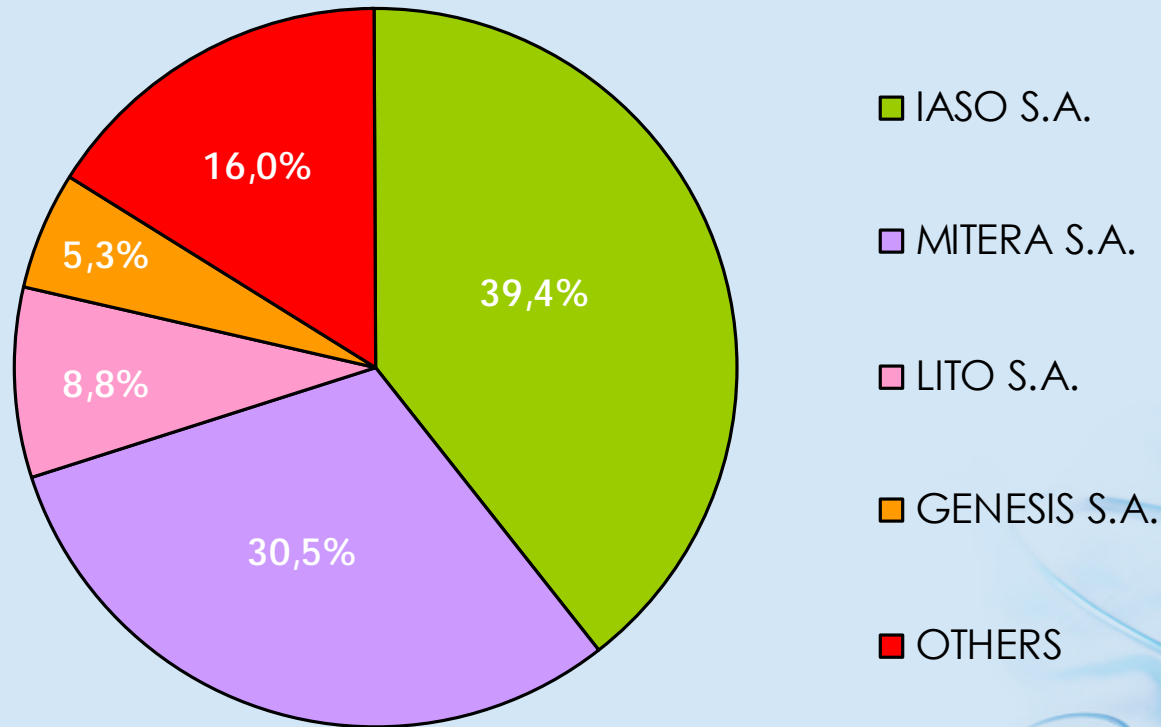
Outpatients	6m 2006	6m 2007	Change %
Number of cases	106.364	112.820	6,07%
Revenues	10.658.846,67	12.128.874,95	13,79%
Average revenue per case	100,21	107,51	7,28%

Main focus points :

- Outpatients' revenues follow the trend of deliveries
- The increase of the average revenue of outpatients is affected by:
 - The gradual adjustments of fundamental departments' price lists in 2006
 - The discounts' reduction



Market Share of IASO S.A.- 2006 (Private Maternity Hospitals – Country Level)



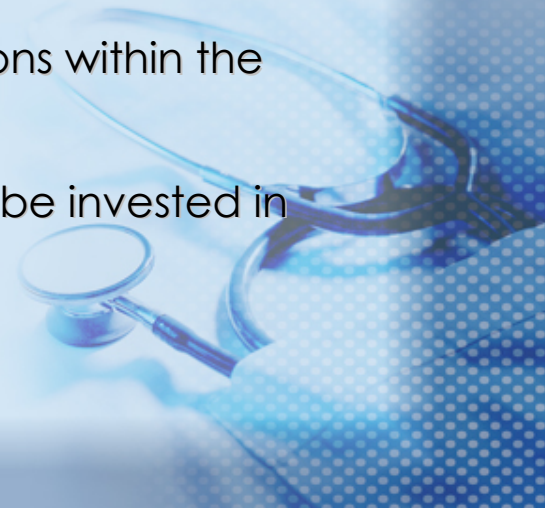


LASO Pediatrics



The logo for IASO Pediatrics features a stylized icon of a family (a man, a woman, and a child) in green and blue, followed by the text "IASO Pediatrics" in a serif font. "IASO" is in black and "Pediatrics" is in yellow.

- IASO Pediatrics Hospital due to a change in the relevant Law, it is no longer required to operate as a stand alone entity and will inaugurate its operations as a department of IASO Maternity Hospital.
- The Pediatrics Department, situated adjacent to IASO Maternity Hospital, will accommodate 60 beds (plus 5 beds for ICU).
- It will offer high quality medical, diagnostic and nursing services in a pleasant environment for the children.
- It will have fully equipped specialized medical units, Day Clinic, operating theatres and diagnostic departments.
- IASO Pediatrics Department will commence operations within the next 4 months.
- An additional amount of 6 -8 mil € , are expected to be invested in equipment.



LASO General





- IASO General is a state-of-the-art general Hospital, strategically located:
 - In the rapidly developing North-East Attica region.
 - In close proximity to Athens International Airport and the ports of Lavrio and Rafina
- Has achieved alliances with Top Scientists and International Medical – Scientific Institutions (Harefield Hospital, Imperial College)
- Key Figures (2006) for IASO General:
 - 197 beds (incl. ICU) (222 max. capacity)
 - Over 12.500 Inpatients
 - Over 37.000 Outpatients
 - Over 500.000 Diagnostic Tests
- Staffed with highly trained and experienced healthcare professionals



- The newest General Clinic with one of the most modern and state-of-the-art equipment
- The only hospital in Greece and one of the few in Europe that is equipped to store and transmit via intranet & internet digital medical images (PACS)
- Equipped with state-of-the-art cardio-surgical Intensive Care unit with pilot application systems (Q.S. and M.U.S.E.)
- Equipped with 10 operating theatres, Intensive Care units, Cardiac Care Unit, Day Clinic and Diagnostic departments
- Equipped also with Artificial Kidney unit, Lithotripsy unit, Physical Therapy and Rehabilitation unit
- Utilizes advanced telemetry systems, fiber optics networks (CAT-5) and management information systems



Basic Financial figures of IASO General S.A.- 2006

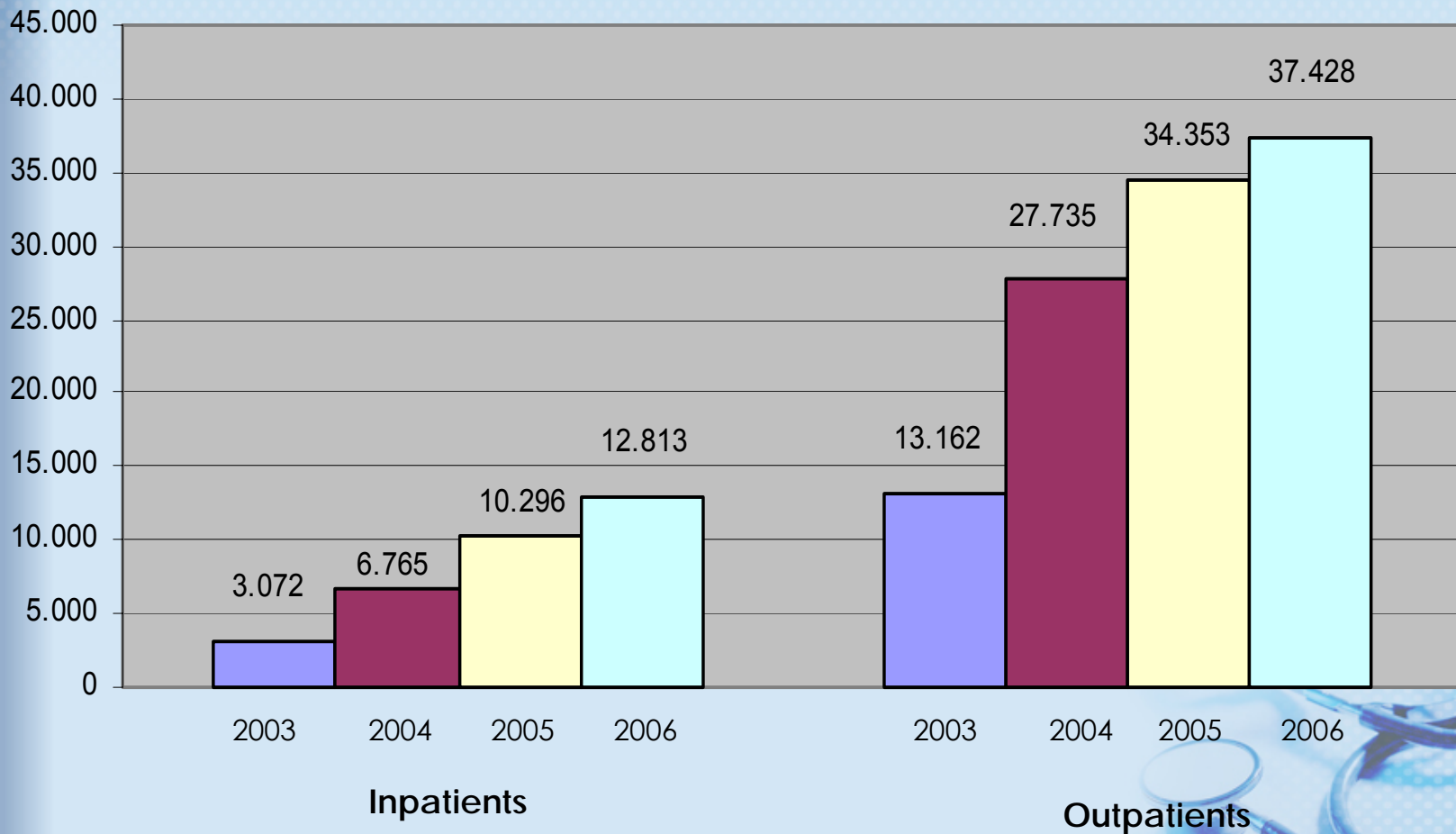
INCOME STATEMENT (in thousands €)			
	2005	2006	% Change
REVENUES	39.848,62	52.173,06	30,93%
EBITDA	-3.706,03	1.441,98	138,91%
EBIT	-8.066,03	-2.603,42	67,72%
PROFIT BEFORE TAXES	-10.808,06	-5.151,67	52,33%
PROFIT AFTER TAXES	-7.385,85	-7.660,14	-3,71%
MARGIN ANALYSIS			
	2005	2006	% Change
EBITDA	-9,30%	2,76%	129,72%
EBIT	-20,24%	-4,99%	75,35%
PROFIT BEFORE TAXES	-27,12%	-9,87%	63,59%
PROFIT AFTER TAXES	-18,53%	-14,68%	20,79%

Basic Financial figures of IASO General S.A.

1st 6m 2006-2007

INCOME STATEMENT (in thousands €)			
	1st 6m 2006	1st 6m 2007	% Change
REVENUES	26.668,66	32.832,87	23,11%
EBITDA	253,94	3.941,77	1.452,25%
EBIT	-1.780,00	1.941,39	209,07%
PROFIT BEFORE TAXES	-2.976,39	526,87	117,70%
PROFIT AFTER TAXES	-2.155,08	-1.709,44	20,68%
MARGIN ANALYSIS			
	1st 6m 2006	1st 6m 2007	% Change
EBITDA	0,95%	12,01%	1.160,82%
EBIT	-6,67%	5,91%	188,59%
PROFIT BEFORE TAXES	-11,16%	1,60%	114,38%
PROFIT AFTER TAXES	-8,08%	-5,21%	35,57%

Evolution of IASO General's number of cases



Evolution of Inpatients Figures IASO General S.A. (Implants & related materials are not included)

Inpatients	6m 2006	6m 2007	Change %
Number of Admissions	6.667	8.196	22,93%
Revenues	17.845.206,36	21.562.525,22	20,83%

Main focus points :

- The increase of inpatients admissions is a result of the surgical cases and one-day patients increase
- The decrease of the average revenue of inpatients is a result of the patients mix and the trend to one-day cases.




Evolution of Outpatients Figures IASO General S.A.


Outpatients	6m 2006	6m 2007	Change %
Number of cases	19.277	22.937	18,99%
Revenues	2.356.114,75	2.635.976,73	11,88%

Main focus points :

- Outpatients' cases follow the trend of inpatients
- The decrease of the average revenue of outpatients is mainly a result of the increased contribution of public insurance patients



 IASO THESSALIAS



The logo for IASO THESSALIAS features a stylized human figure icon in blue and white, followed by the text "IASO" in a large, bold, blue serif font, and "THESSALIAS" in a smaller, blue, all-caps sans-serif font to its right.

IASO THESSALIAS

- Founded with the contribution of about 100 local doctors from central Greece, IASO Thessalias will be a modern hospital, hosting 130 beds with expandability to 200.
- It will be a fully developed General and Obstetrics hospital, with Intensive Care Unit, neonatal ICU and diagnostic departments, as well as an Artificial Kidney unit and In Vitro Fertilization unit.
- It is the first step towards accomplishing the Group's strategic plan for geographical expansion beyond Attica region.
- IASO Thessalias will provide services to the area of central Greece by the year 2009 (approximately 9.000 admissions annually at maximum occupancy).



- It is anticipated to invest more than € 50 mil until the clinic's completion, financed by a combination of owners equity and bank loans.
- During the 1st Quarter of 2007, a Share Capital increase took place, where local doctors participated by a percentage of 40%.
- The Group's main aim is to enhance the participation of local physicians in the company's share capital.
- The 2nd Stage of construction work has already begun. The timeline of completion is 22 months, i.e. by the 1st Quarter of 2009.



The logo features a circular icon on the left, composed of a white center, a blue upper arc, and a green lower arc. To the right of the icon, the text "MedStem Services" is displayed in a serif font. "MedStem" is in a dark grey color, and "Services" is in a lighter grey color.

MedStem Services

MedStem Services

- The Company's main business is the processing and storage of stem cells.
- It constitutes the most scientifically and technologically advanced unit of collection, processing and cryostorage of stem cells in Greece.
- It has been recommended for accreditation by the certified committee of AABB (American Association of Blood Banks).
- It has achieved over 3.000 storages in its first year of operation.
- In addition, the Company also manages the stores that operate within the Group's clinics.
- Medstem Services in cooperation with the National Bank of Greece, has created a new visa credit card with many privileges for its owners, not only regarding the Group's hospitals but also the rest of the club members. The credit card is the first card to serve the purposes of a multi-member, loyalty club card.



Basic Financial figures of Medstem Services S.A. - 2006

INCOME STATEMENT (in thousands €)		
	2005	2006
REVENUES	410,81	3.205,47
EBITDA	-186,60	1.055,02
EBIT	-198,84	1.013,69
PROFIT BEFORE TAXES	-236,63	990,60
PROFIT AFTER TAXES	-160,91	668,99
MARGIN ANALYSIS		
	2005	2006
EBITDA	-45,42%	32,91%
EBIT	-48,40%	31,62%
PROFIT BEFORE TAXES	-57,60%	30,90%
PROFIT AFTER TAXES	-39,17%	20,87%

Basic Financial figures of Medstem Services S.A.

1st 6m 2006 - 2007

INCOME STATEMENT (in thousands €)			
	1st 6m 2006	1st 6m 2007	% Change
REVENUES	1.237,07	2.150,53	73,84%
EBITDA	414,16	676,84	63,42%
EBIT	395,74	643,41	62,58%
PROFIT BEFORE TAXES	377,69	667,15	76,64%
PROFIT AFTER TAXES	268,16	500,36	86,59%
MARGIN ANALYSIS			
	1st 6m 2006	1st 6m 2007	% Change
EBITDA	33,48%	31,47%	-5,99%
EBIT	31,99%	29,92%	-6,48%
PROFIT BEFORE TAXES	30,53%	31,02%	1,61%
PROFIT AFTER TAXES	21,68%	23,27%	7,34%

IASO of Southern Suburbs



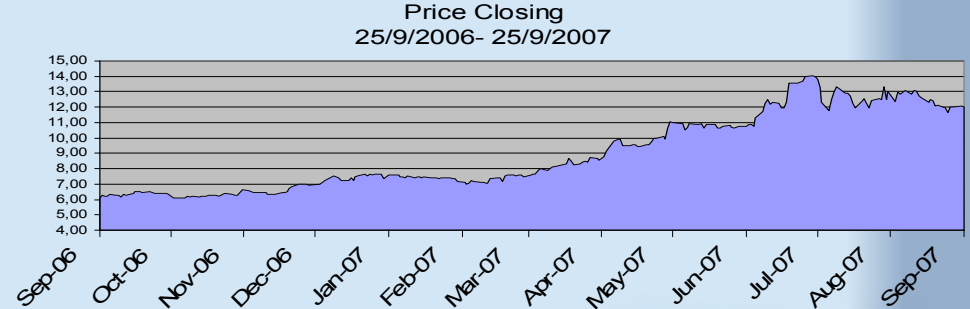
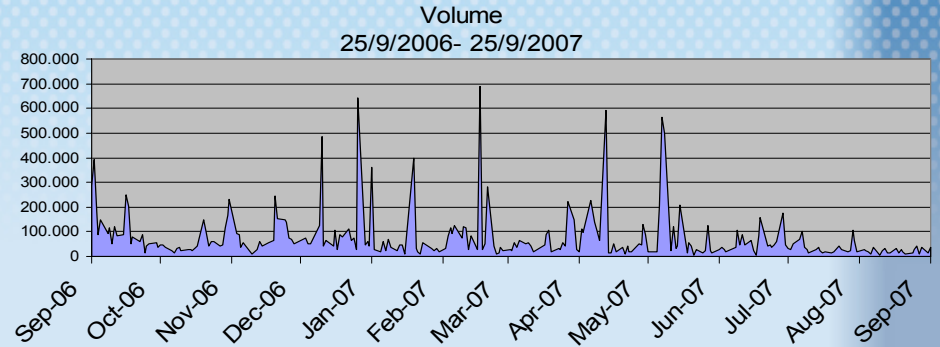
IASO of Southern Suburbs

- It constitutes the Group's latest investment, which will cover the healthcare needs of the Attica's Southern Suburbs. The total investment is expected to exceed 90 mil €.
- It will offer full General and Obstetrics hospital services, equipped with Intensive Care Units for adults and infants. It will have a capacity of 150 beds and its facilities will exceed 26.000 m².
- It is expected to be completed in the next three years.
- There will be also applied the successful Business Model of IASO Thessalias, with strong participation of local doctors.
- The 1st Share Capital increase, amounting 10.000.000 €, was completed on July 5th 2007. The total participation of IASO Group is 52,883% while the rest 47,117% is covered by local doctors' private placement.



Stock Market Data 25/09/2007

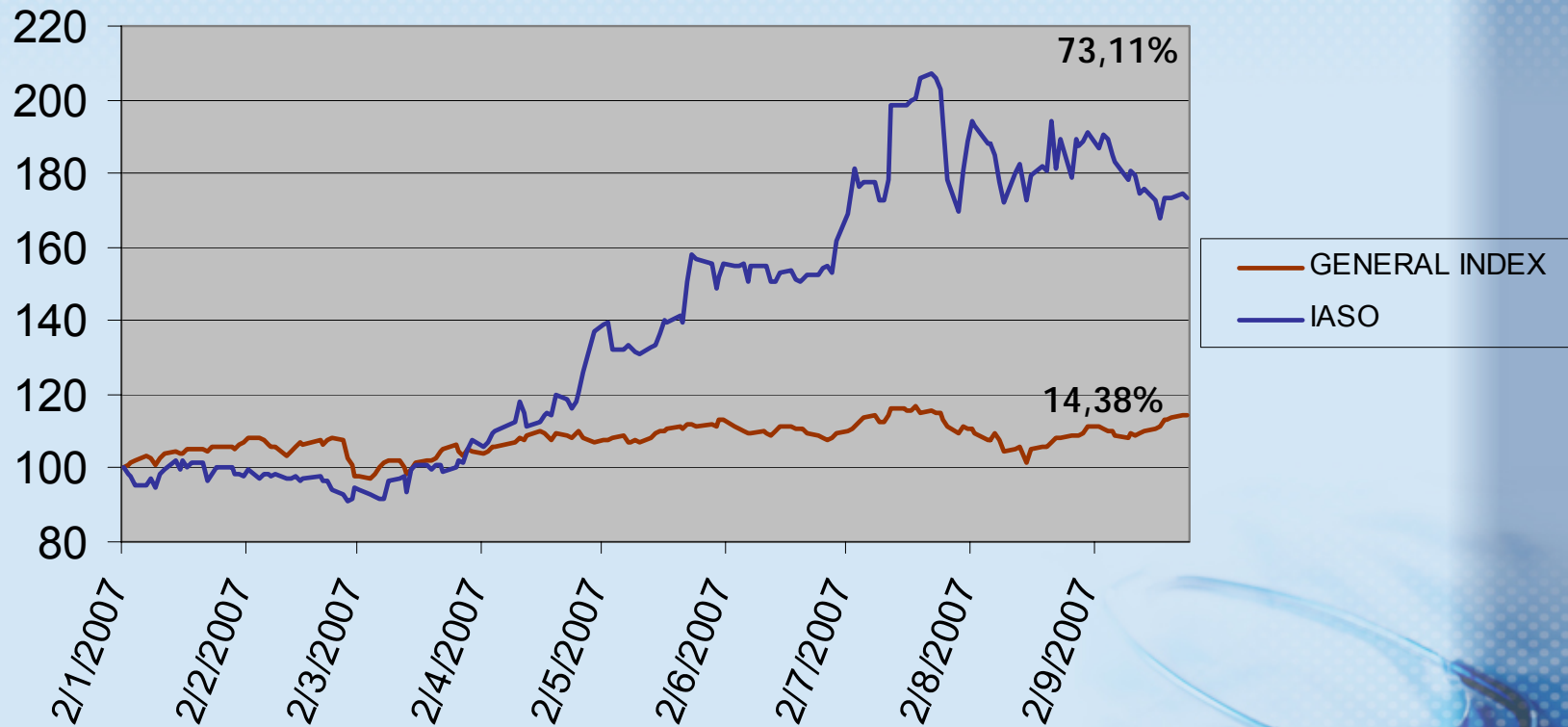
Fiscal year 2006	Capitalization (25-09-2007)	GROUP	COMPANY
P/E before tax	Capitalization	21,85	18,56
	Earnings before taxes		
P/E after tax	Capitalization	40,35	26,18
	Earnings after taxes		
P/BV	Capitalization	3,52	2,81
	Book Value		
Capitalization / Sales	Capitalization	3,68	5,96
	Sales		
Gross Margin	Gross Profit	22,95%	35,92%
	Sales		
Net Margin	Earnings after taxes	9,11%	22,77%
	Sales		
ROA	Earnings after taxes	4,88%	8,96%
	Total assets		
Owners Equity / Total liabilities	Owners Equity	1,27	5,06
	Total liabilities		



Financial Figures of the fiscal year 2006		
FIGURE	GROUP	COMPANY
Capitalization (25-09-2007)	528.906.600,00	
Total assets	268.776.043,01	225.397.245,68
Gross Profit	33.015.911,75	31.874.384,95
Earnings before taxes	24.208.771,54	28.504.452,23
Earnings after taxes	13.107.282,49	20.205.797,40
Sales	143.841.344,37	88.744.579,60
Equity	150.470.670,08	188.203.467,88
Total liabilities	118.305.372,93	37.193.777,80

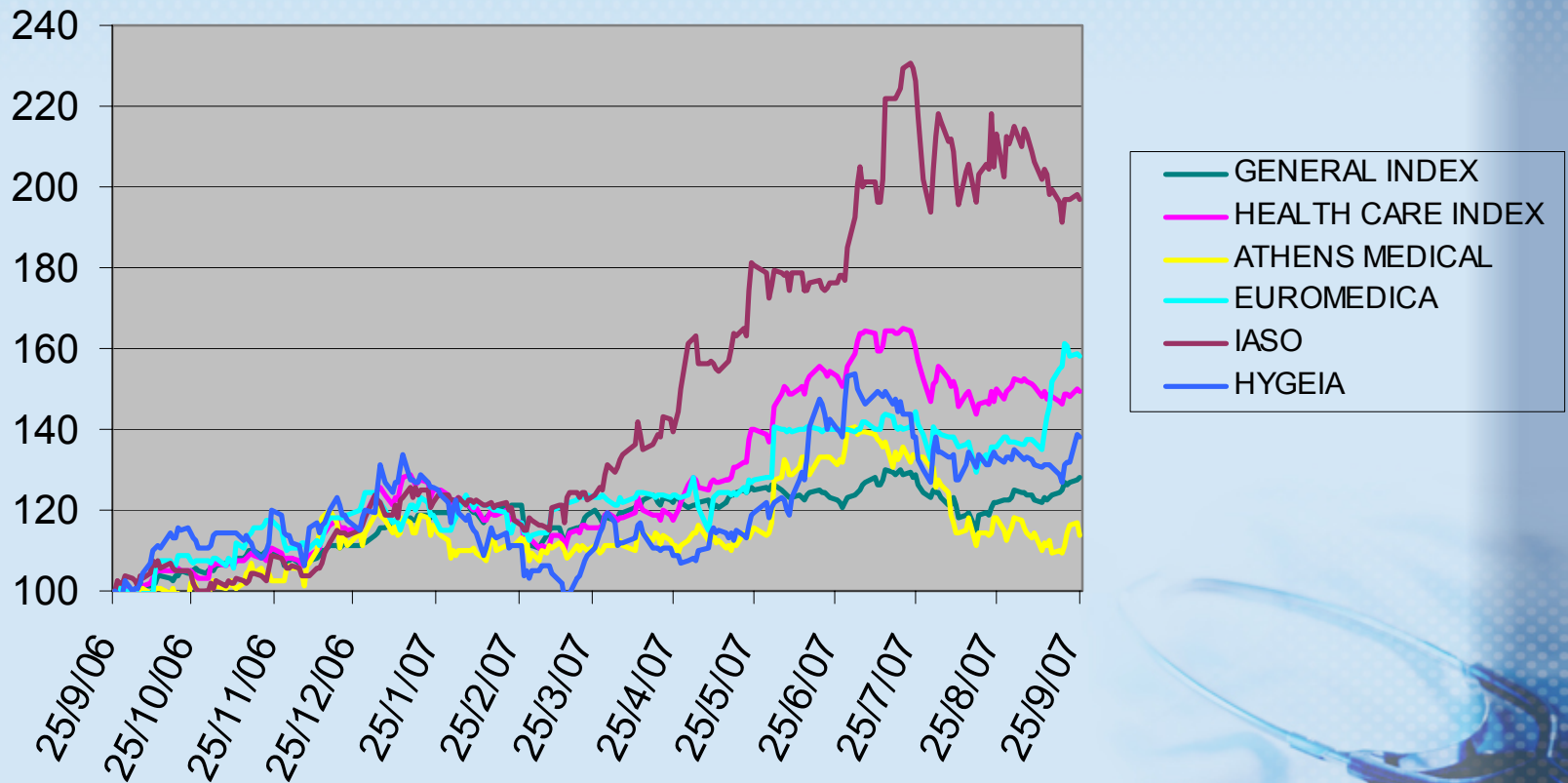
Stock Market Data 01/01/2007 – 25/09/2007

Comparison with the General Index



Note: Prices have been converted with base equals 100, starting date of the first trading session of the year, i.e. 02.01.2007.

Stock Market Data 25/9/2006 – 25/9/2007





Thank you

The Annual Report of the fiscal year 2006 as well as all published Financial Statements are available at our website www.iaso.gr and at the ATHEX website www.ase.gr