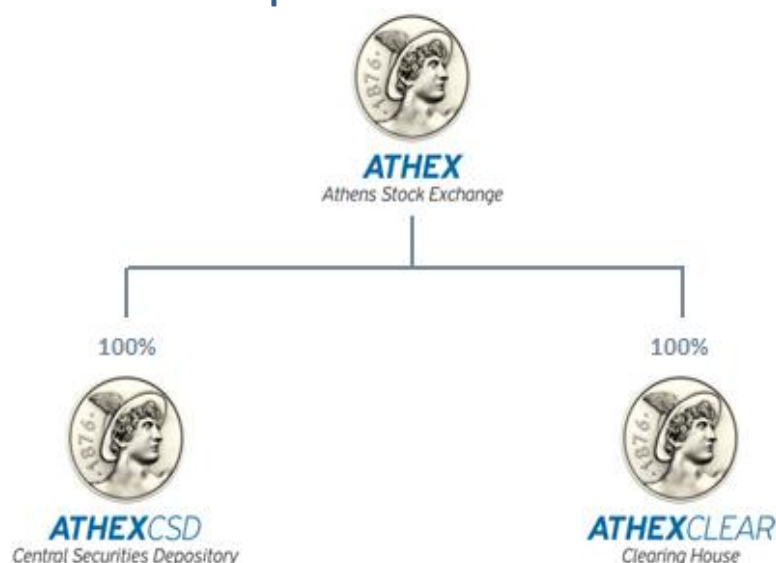


Company Profile

HELLENIC EXCHANGES-ATHENS STOCK EXCHANGE (ATHEX) is the parent company of the Group of companies that support the operation of the Greek capital market. The parent company and its 100% subsidiaries **ATHEXClear** and **ATHEX CSD** operate the organized cash and derivatives markets, carry out trade clearing, settlement and registration of securities, provide comprehensive IT solutions to the Greek capital market, and promote the development of capital markets culture in Greece.

Through the **Hellenic Corporate Governance Council (HCGC)** - a collaboration with the Hellenic Federation of Enterprises - the Group provides corporate governance know-how and monitors the implementation of the Hellenic Corporate Governance Code.

The ATHEX Group



Share Performance



Data as of August 31 2016

Financial Calendar

Q1 2016 Results

Monday May 23rd

Annual General Meeting

Wednesday May 25th

Dividend

Ex Date: Tuesday May 31st

Record Date: Wednesday June 1st

Payment Date: Monday June 6th

Special Dividend

Ex Date: Monday July 4th

Record Date: Tuesday July 5th

Payment Date: Monday July 11th

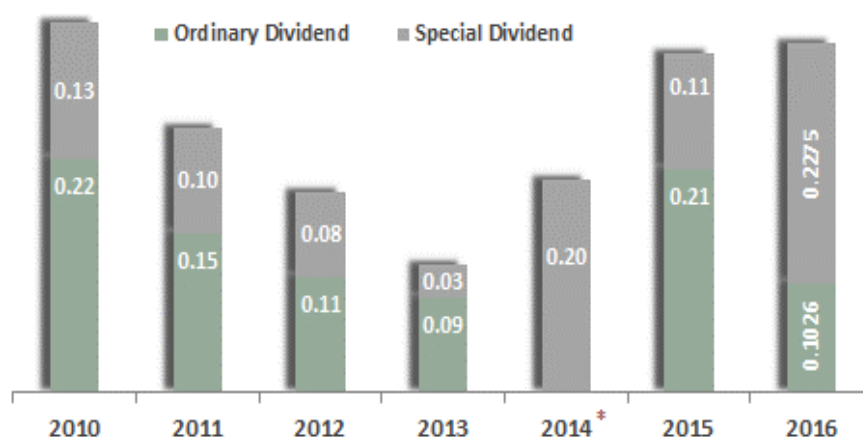
H1 2016 Results

Monday July 25th

9M 2016 Results

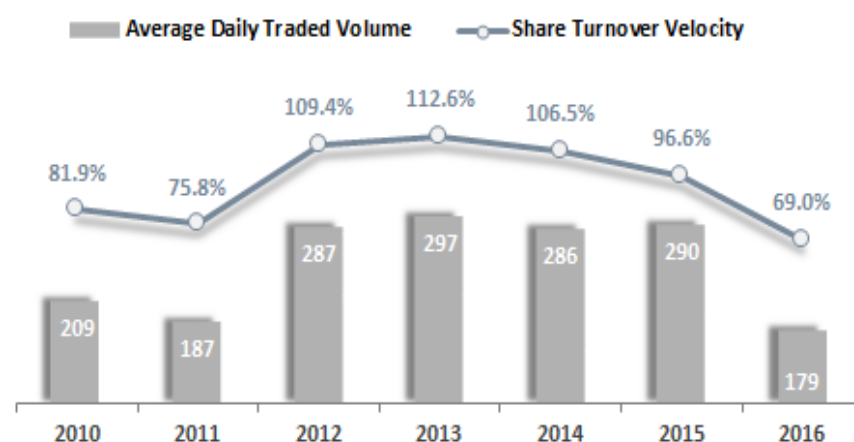
Monday November 28th

Dividend Policy (per share)



* only special dividend was paid in 2014

Share Liquidity



Volume in thousand shares, Turnover Velocity is total traded value / average capitalization

Recent - Upcoming Events

Sep. 16 The 11th AGR - the roadshow of ATHEX listed companies will take place in London on September 21st and 22nd

Jul. 16 ATHEX is recognized by the U.S. Securities Exchange Commition as Designated Offshore Securities Market (DOSM)

Jun. 16 The 5th Greek Investment Forum took place in New York on June 21st and 22nd

May 15 The 14th AGM approved a share buyback program (duration: July 2015 - June 2017)

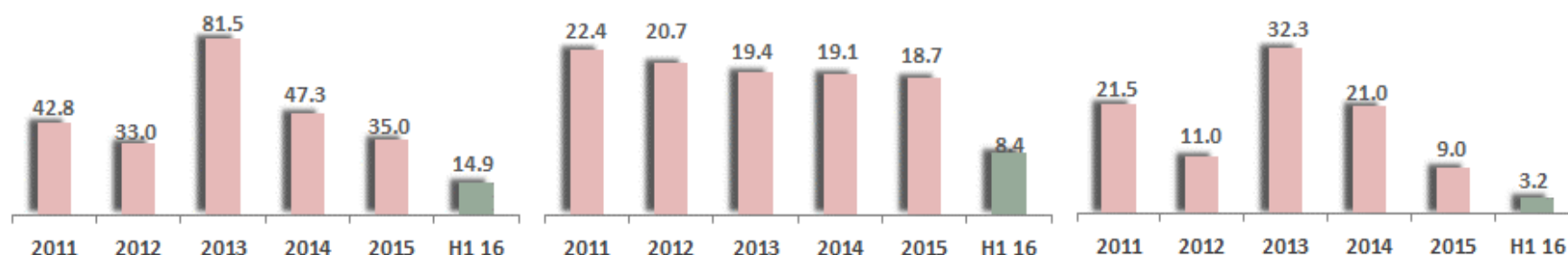
May 15 The 14th Annual General Meeting elected a new Board of Directors with a four year term of office

Financial Data (consolidated)

Revenues (€ mil)

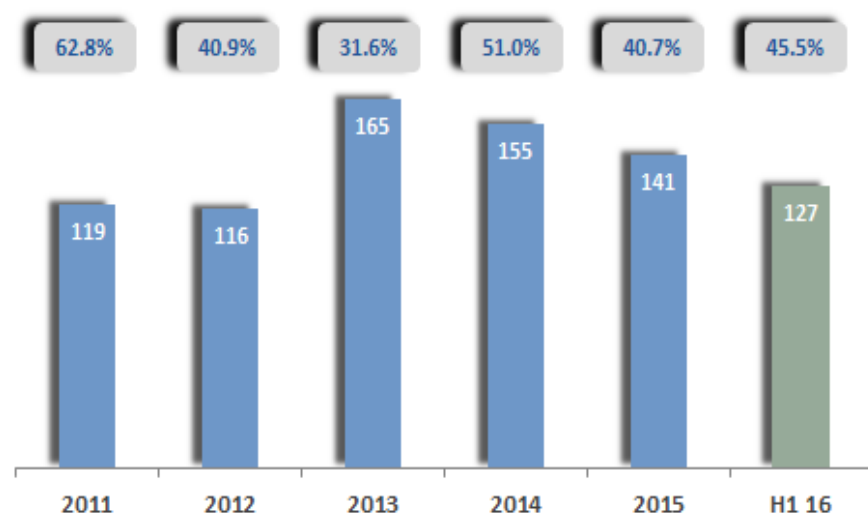
Expenses (€ mil)

Adjusted Net After Tax Profit (€ mil)



Cash & Cash Equivalents

Cash, Bonds & Treasury Stocks (€ mil) and as % of market capitalization



Board of Directors

Iakovos Georganas

Chairman of BoD, Non-Exec. Member

Socrates Lazaridis

Vice Chairman, CEO, Exec. Member

Alexandros Antonopoulos

Independent Non-Executive Member

Konstantinos Vassiliou

Non-Executive Member

Ioannis Emiris

Independent Non-Executive Member

Dimitrios Karaiskakis

Executive Member

Sofia Kounenaki-Efraimoglou

Independent Non-Executive Member

Ioannis Kyriakopoulos

Non-Executive Member

Adamantini Lazari

Independent Non-Exec. Member

Nikolaos Milonas

Independent Non-Executive Member

Alexios Pilavios

Non-Executive Member

Dionysios Christopoulos

Independent Non-Executive Member

Nikolaos Chryssochoidis

Non-Executive Member

Analyst Coverage

Alpha Finance

Angelos Chorafas

Axia Ventures

Louis Nikolopoulos

Beta Securities

Spiros Tsangalakis

Citigroup

Nese Guner

Abhijeet Sakhare

Eurobank Equities

Panagiotis Kladis

Euroxx

Vangelis Pilios

IBG

Dimitrios Birbos

National Securities

Mary Psyllaki

Pantelakis Securities

Paris Mantzavras

Piraeus Securities

Iakovos Kourtesis

ResearchGreece

Dimitris Giannoulis

Polys Poycarpou

Wood&Co

Alex Boulougouris

Financial Overview (consolidated)

(in € mil except per share data)

	2012	2013	2014	2015	H1 - 2016
Revenues	33.0	81.5	47.3	35.0	14.9
Regulator Fee	-1.1	-1.6	-2.2	-1.4	-0.6
Operating Expenses	-20.9	-17.1	-16.9	-16.3	-7.4
EBITDA	11.6	60.5	26.0	15.0	5.8
Depreciation	-1.8	-1.4	-1.8	-2.1	-1.3
EBIT	9.8	59.1	24.2	12.9	4.5
Financial Income	5.2	4.5	3.7	1.6	0.0
EBT	15.0	63.1	27.6	13.5	4.8
Income Tax	-3.2	-17.7	-6.6	-4.4	-1.6
Net Earnings	11.8	32.3	21.0	9.0	3.2
EPS	0.19	0.50	0.33	0.14	0.03
Operating Margin	35%	74%	55%	43%	39%
EBIT Margin	30%	73%	51%	37%	30%
ROE	7.2%	17.9%	11.1%	5.1%	2.1%

Dividend Policy (per share)

	2011	2012	2013	2014	2015	2016
Ordinary Dividend	€0.15	€0.11	€0.09	---	€0.21	€0.1026
Special Dividend	€0.10	€0.08	€0.03	€0.20	€0.11	€0.2275
Total Dividend	€0.25	€0.19	€0.12	€0.20	€0.32	€0.3301

Shareholder Structure

by country of origin

by investor type

Greece	42.40%	Local Banks	5.18%
USA	17.40%	Local Retail	17.24%
Luxembourg	13.18%	Local Institutional	13.42%
Cayman Islands	9.84%	ATHEX Members	1.04%
United Kingdom	7.17%	Treasury Stock	4.29%
Norway	1.26%	Management Team	0.08%
Canada	1.06%	Other	1.16%
Other	7.69%	International	57.60%
Total	100.00%	Total	100.00%

Data as of August 31 2016