

Market Profile

November 2016



-0.41%

ATHEX Composite
annual yield

€44.3

Total Market
Capitalization (bil.)

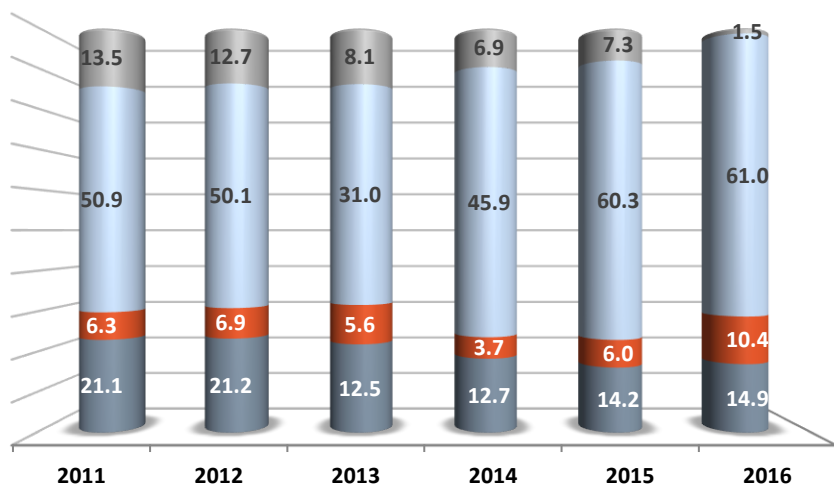
€60.7

Daily Turnover in
Equity Market (mil.)

Investor Participation in the Cash Market

(as % of total market capitalization excludg HFSF)

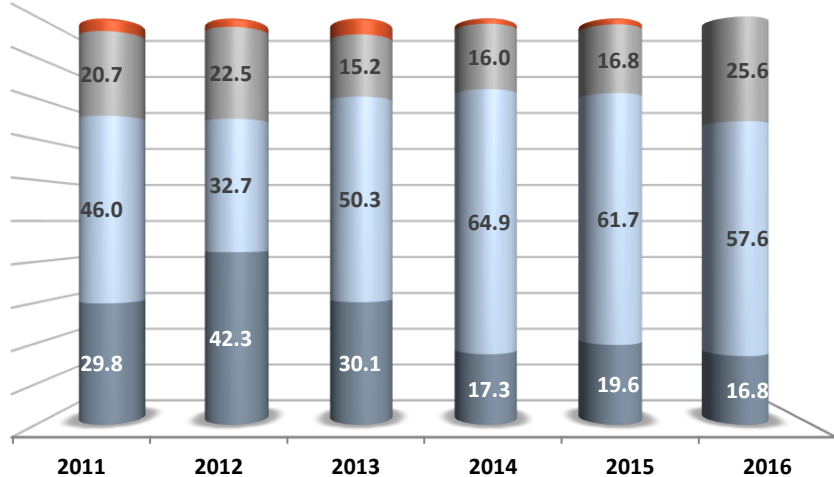
Local Retail Local Institutional International Public Sector



Investor Participation in the Cash Market

(as % of total trading activity)

Local Retail International Local Institutional Others

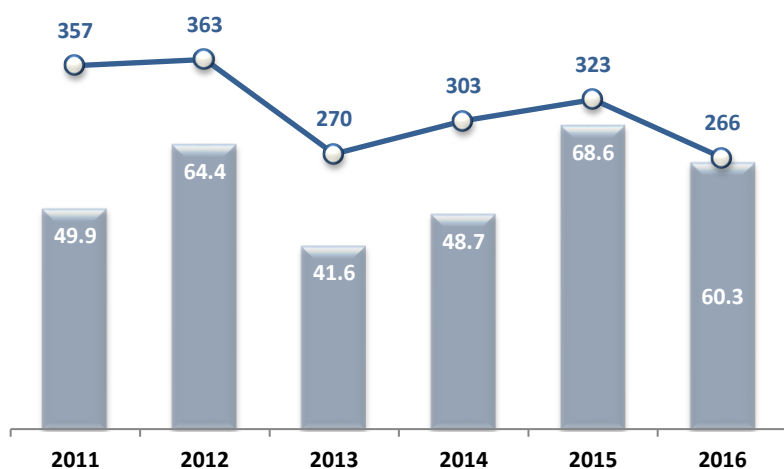


Data as of 30/11/16

Trading Activity in Derivatives Market

(thous. contracts)

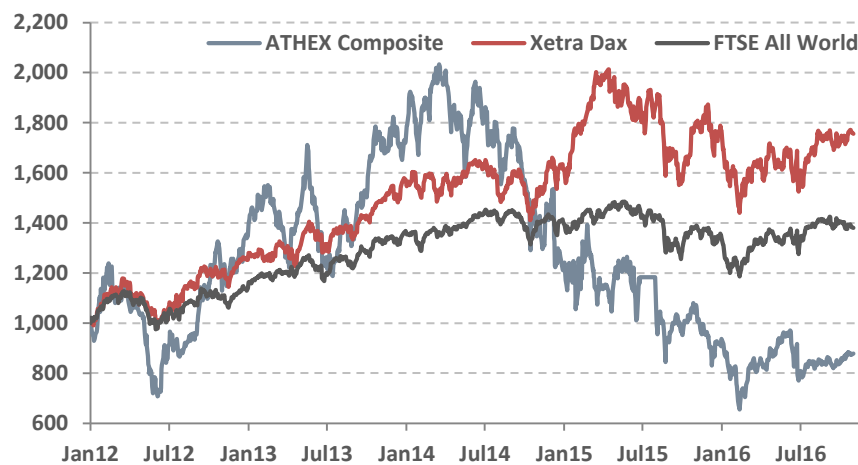
Average Daily Number of Contracts Average Open Interest



Data as of 30/11/16

Index Performance

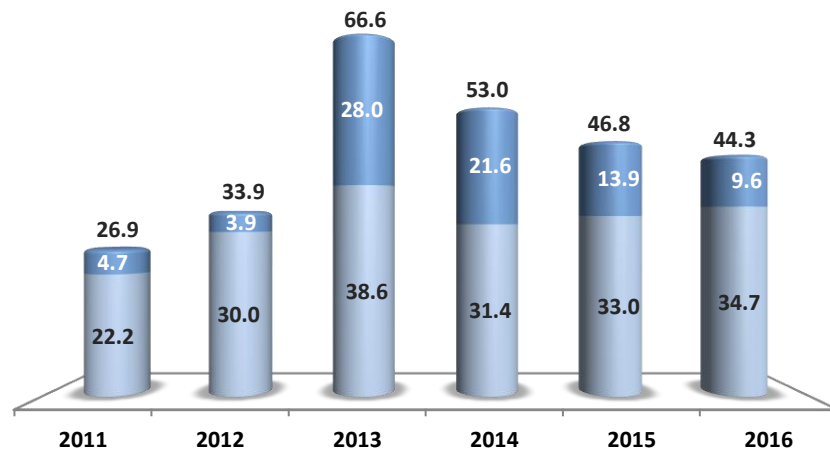
(in common scale of 1,000 points at 02/01/12)



Market Capitalization

(€ bil.)

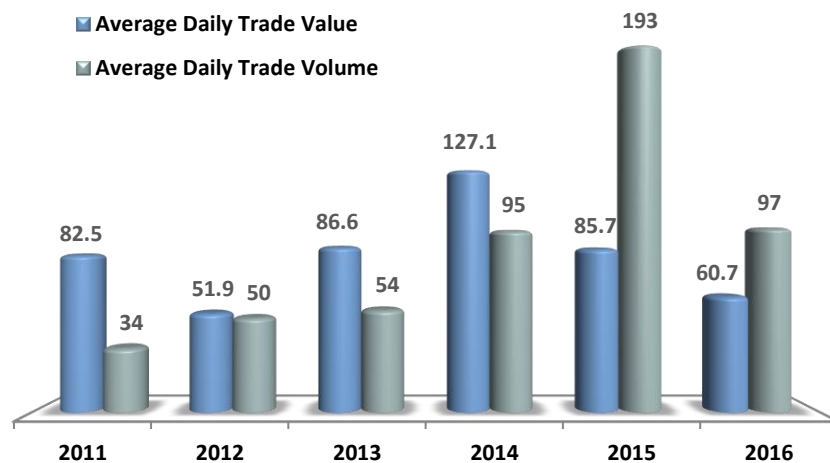
Total Cap Ex - Banks Banks



Market Liquidity

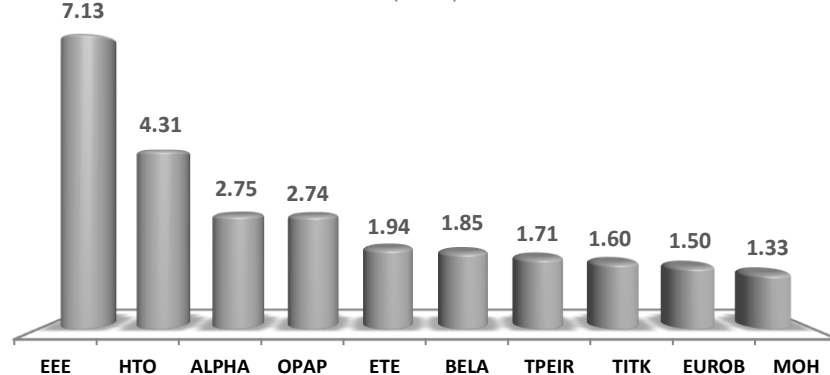
(€ mil., mil. shares)

Average Daily Trade Value Average Daily Trade Volume



Top 10 by Market Capitalization

(€ bil.)



Data as of 30/11/16

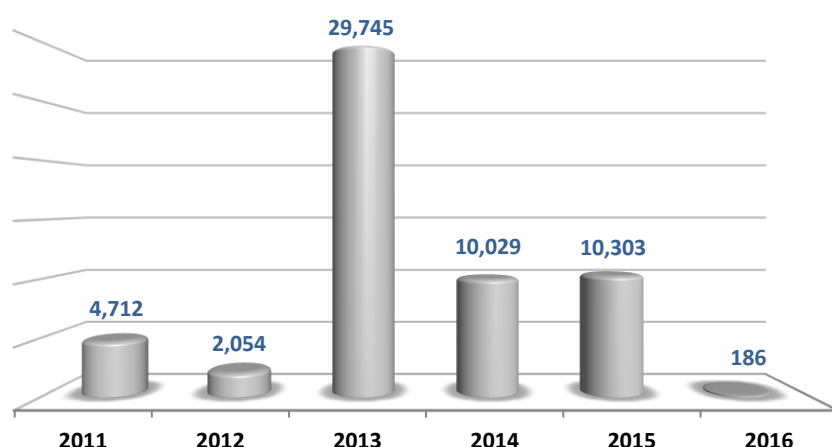
Market Profile

Main Indicators

		2012	2013	2014	2015	2016
Market Capitalization	(€ bil.)	33.9	66.6	53.0	46.8	44.3
Average Trade Value	(€ mil.)	51.9	86.6	127.1	85.7	60.7
Average Trade Volume	(mil. shares)	49.5	53.6	95.2	192.9	96.6
Avg Num of Contracts	(ths cont.)	64.4	41.6	48.7	68.6	60.3
Composite Index Yield	(%)	+33.4	+28.1	-28.9	-23.6	-0.4
Number of Listed Companies		270	254	247	243	222

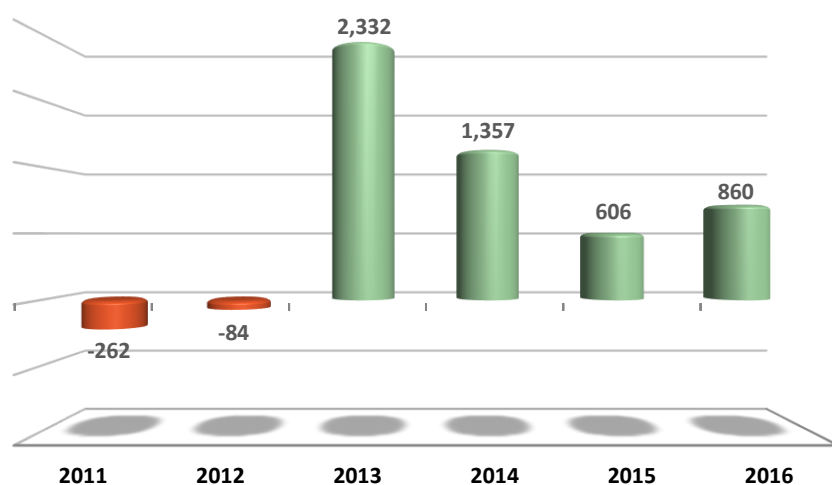
Capital Raised

(€ mil.)



Capital Flows from International Investors

(€ mil. Buys minus Sells)



Data as of 30/11/16

Market Holidays

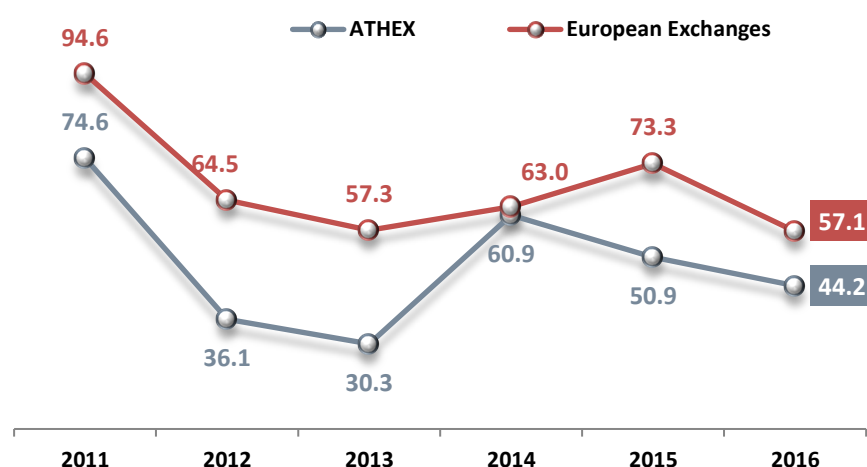
	2016	2017
New Year	Fri 1 January	---
Epiphany	Wed 6 January	Fri 6 January
Ash Monday	Mon 14 March	Mon 27 February
National Holiday	Fri 25 March	---
Good Friday (Catholic)	Fri 25 March	Fri 14 April
Easter Monday (Catholic)	Mon 28 March	Mon 17 April
Good Friday	Fri 29 April	Fri 14 April
Easter Monday	Mon 2 May	Mon 17 April
Labor Day	Tues 3 May	Mon 1 May
Whit Monday	Mon 20 June	Mon 5 June
Assumption Day	---	Tues 15 August
National Holiday	Fri 28 October	---
Christmas Eve	---	---
Christmas Day	---	Mon 25 December
Second Day of Christmas	Mon 26 December	Tues 26 December
New Year's Eve (Half Day)	---	---

November 2016



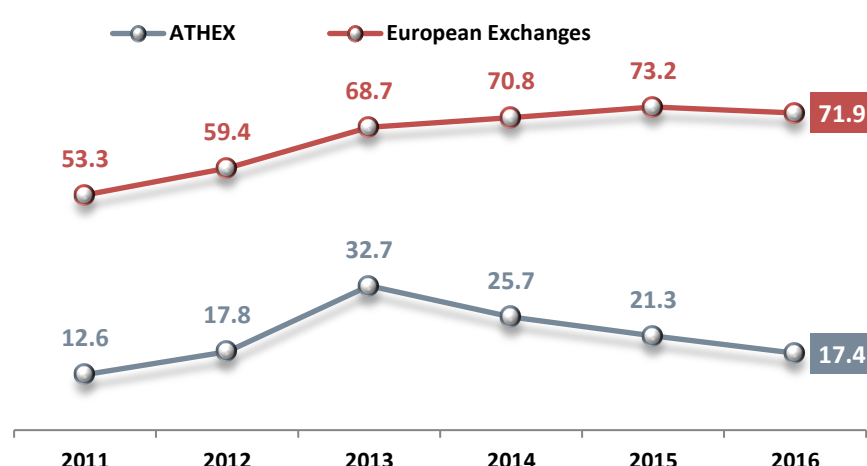
Turnover Velocity

(value traded vs market capitalization, %)



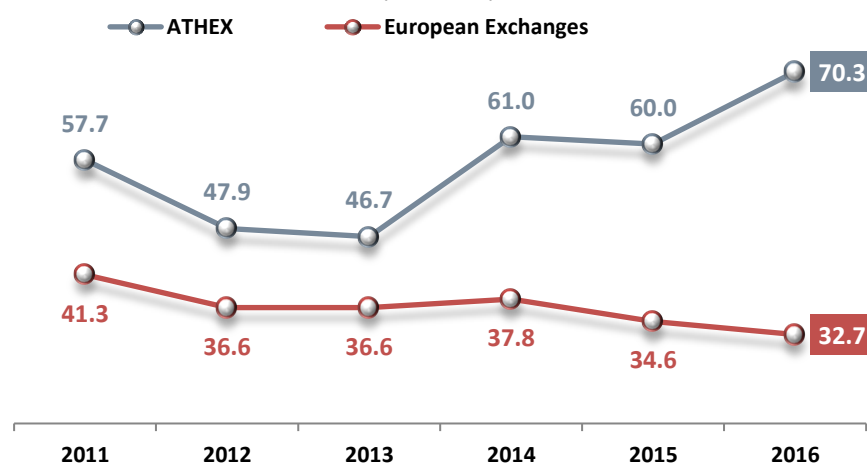
Market Capitalization vs GDP

(data in %)



Market Concentration

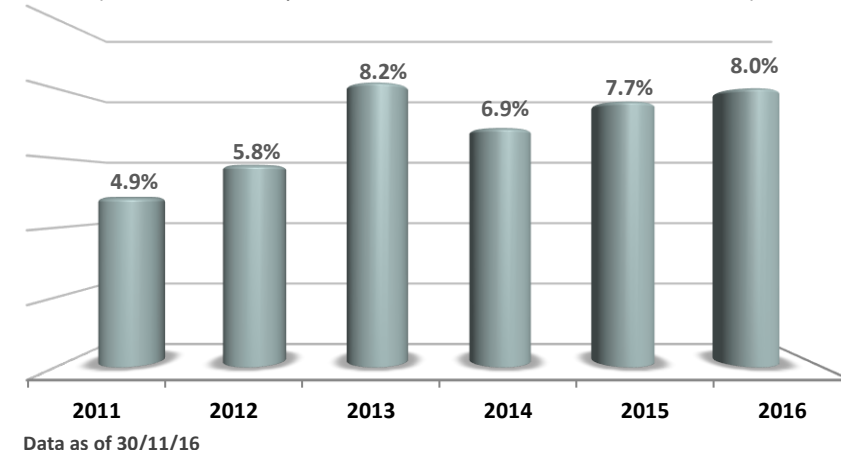
(data in %)



Data as of 30/09/16, European Exchanges = FESE Members

Off Exchange Transactions (OTC)

(value of OTC simple transactions vs ATHEX total trade value)



Data as of 30/11/16