

# Market Profile

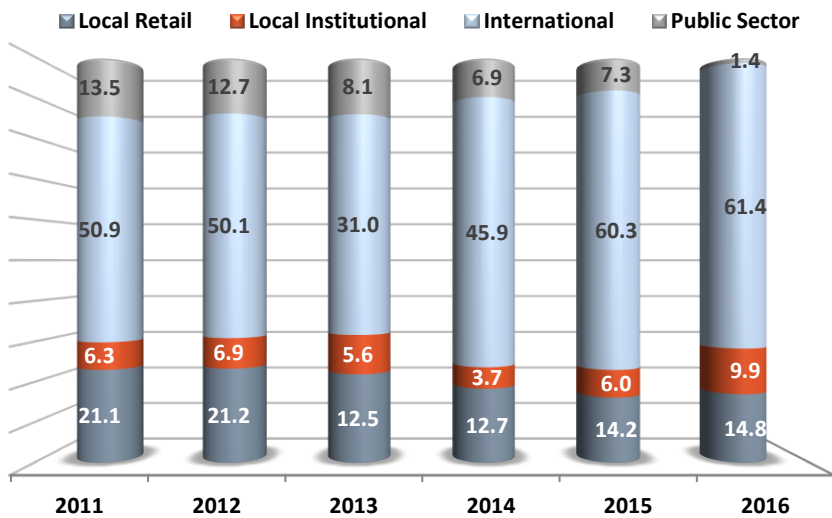
December 2016



<b>+1.95%</b> ATHEX Composite annual yield	<b>€45.2</b> Total Market Capitalization (bil.)	<b>€60.5</b> Daily Turnover in Equity Market (mil.)
--	---	---

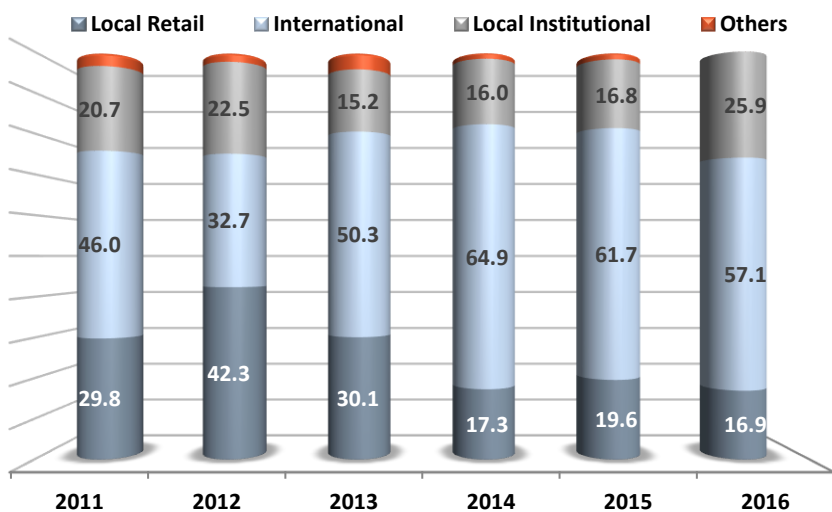
## Investor Participation in the Cash Market

(as % of total market capitalization exluding HFSF)



## Investor Participation in the Cash Market

(as % of total trading activity)

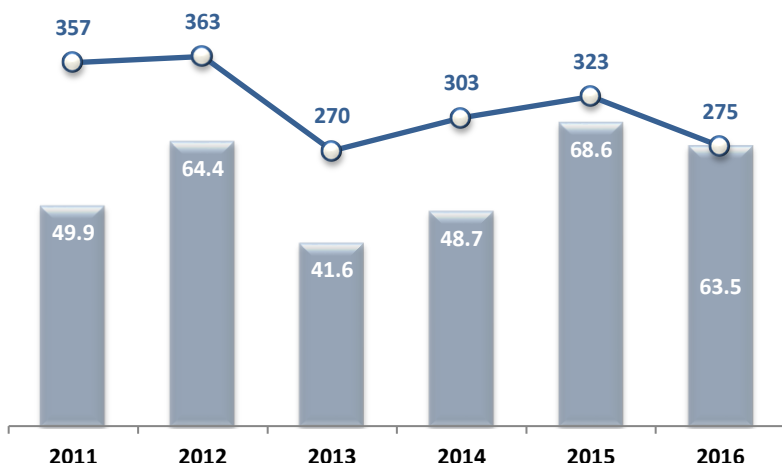


Data as of 30/12/16

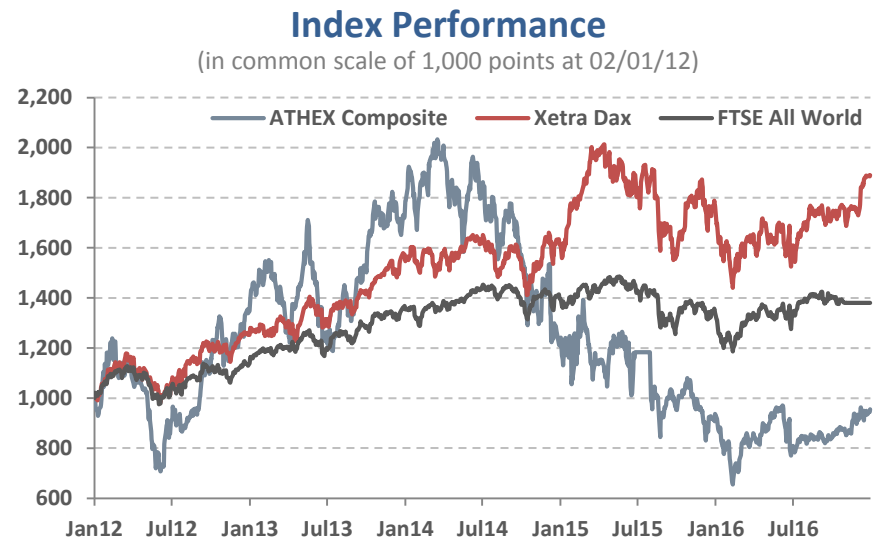
## Trading Activity in Derivatives Market

(thous. contracts)

— Average Daily Number of Contracts    — Average Open Interest

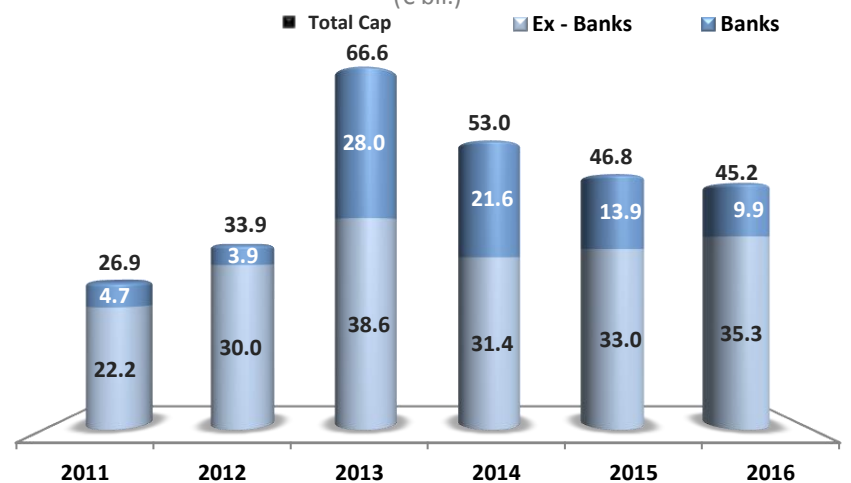


Data as of 30/12/16



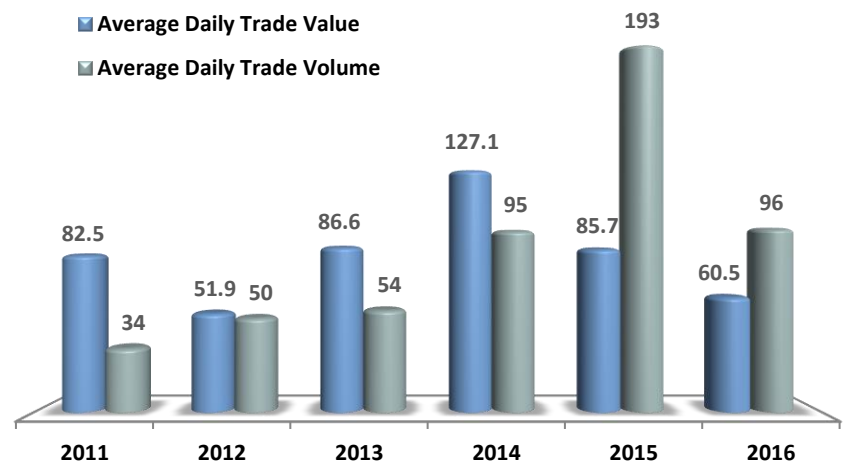
## Market Capitalization

(€ bil.)



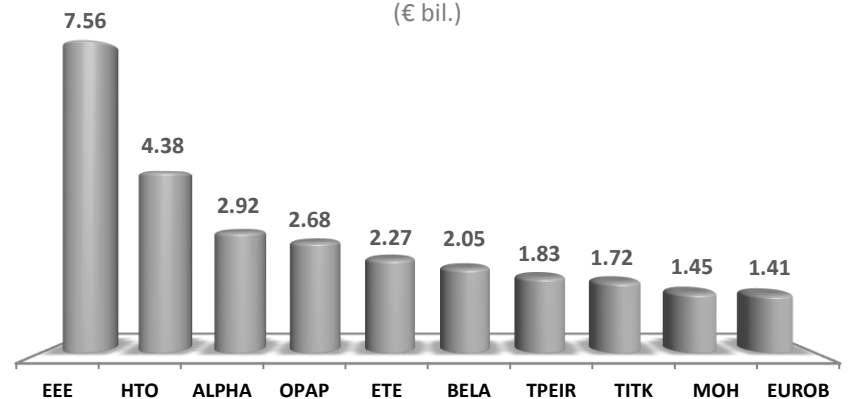
## Market Liquidity

(€ mil., mil. shares)



## Top 10 by Market Capitalization

(€ bil.)



Data as of 30/12/16

# Market Profile

December 2016

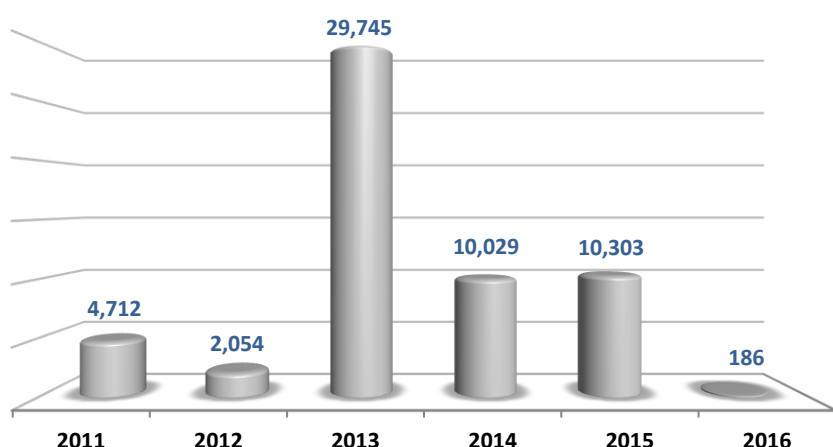


## Main Indicators

		2012	2013	2014	2015	2016
Market Capitalization	(€ bil.)	33.9	66.6	53.0	46.8	45.2
Average Trade Value	(€ mil.)	51.9	86.6	127.1	85.7	60.5
Average Trade Volume	(mil. shares)	49.5	53.6	95.2	192.9	96.4
Avg Num of Contracts	(ths cont.)	64.4	41.6	48.7	68.6	63.5
Composite Index Yield	(%)	+33.4	+28.1	-28.9	-23.6	+1.9
Number of Listed Companies		270	254	247	243	221

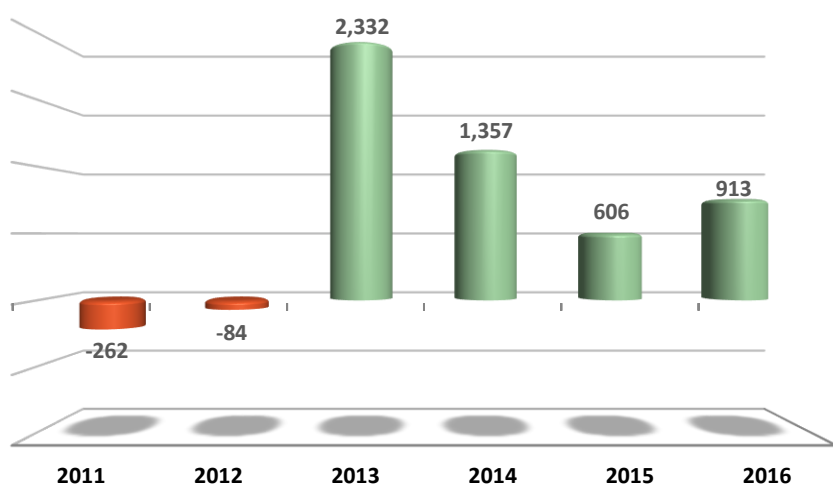
## Capital Raised

(€ mil.)



## Capital Flows from International Investors

(€ mil. Buys minus Sells)



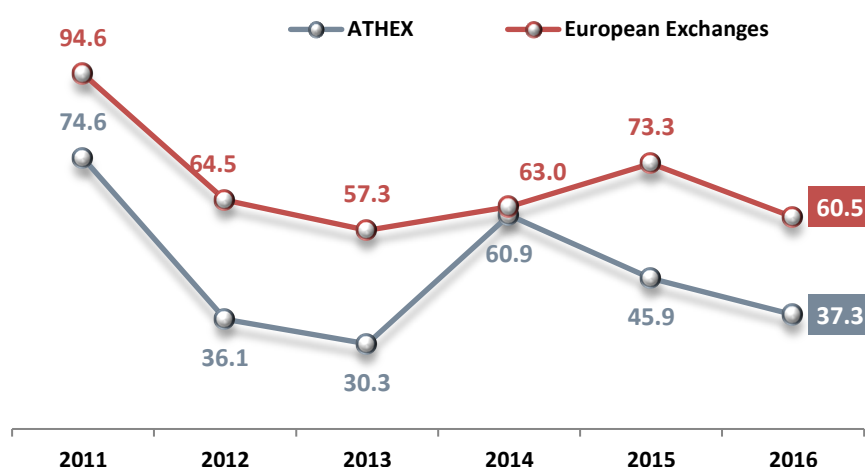
Data as of 30/12/16

## Market Holidays

	2016	2017
New Year	Fri 1 January	---
Epiphany	Wed 6 January	Fri 6 January
Ash Monday	Mon 14 March	Mon 27 February
National Holiday	Fri 25 March	---
Good Friday (Catholic)	Fri 25 March	Fri 14 April
Easter Monday (Catholic)	Mon 28 March	Mon 17 April
Good Friday	Fri 29 April	Fri 14 April
Easter Monday	Mon 2 May	Mon 17 April
Labor Day	Tues 3 May	Mon 1 May
Whit Monday	Mon 20 June	Mon 5 June
Assumption Day	---	Tues 15 August
National Holiday	Fri 28 October	---
Christmas Eve	---	---
Christmas Day	---	Mon 25 December
Second Day of Christmas	Mon 26 December	Tues 26 December
New Year's Eve (Half Day)	---	---

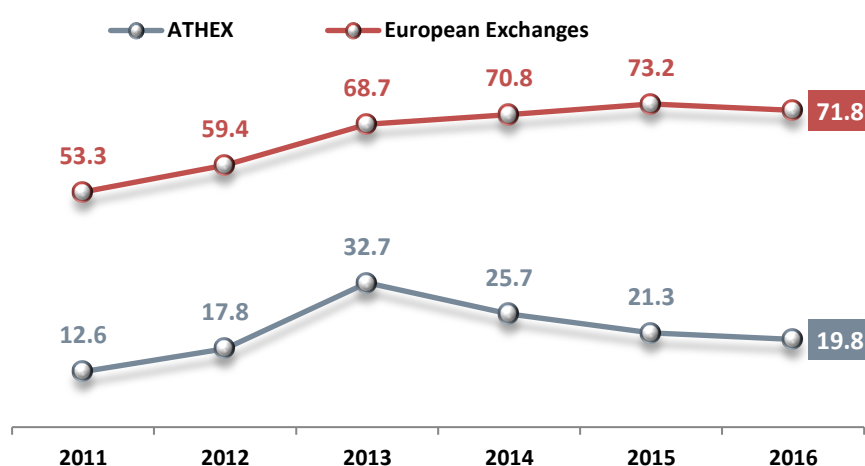
## Turnover Velocity

(value traded vs market capitalization, %)



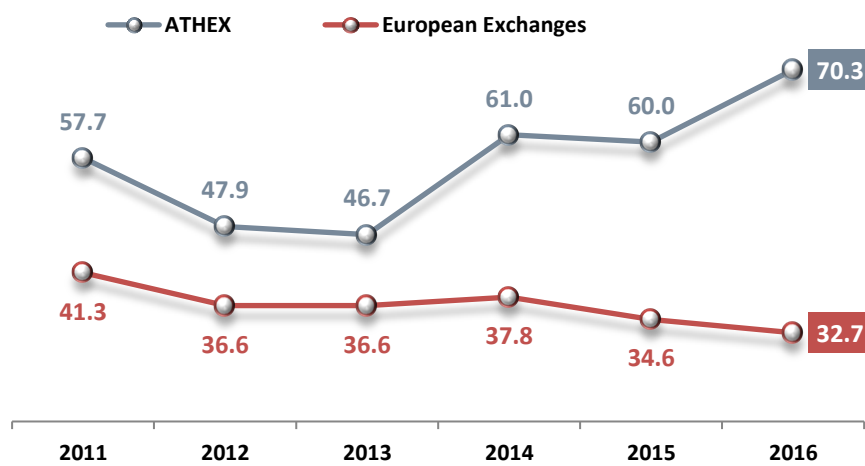
## Market Capitalization vs GDP

(data in %)



## Market Concentration

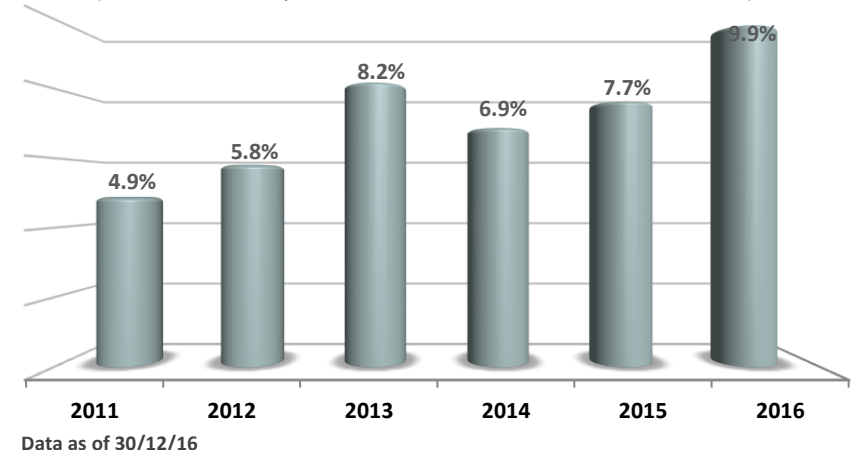
(data in %)



Data as of 30/11/16, European Exchanges = FESE Members

## Off Exchange Transactions (OTC)

(value of OTC simple transactions vs ATHEX total trade value)



Data as of 30/12/16