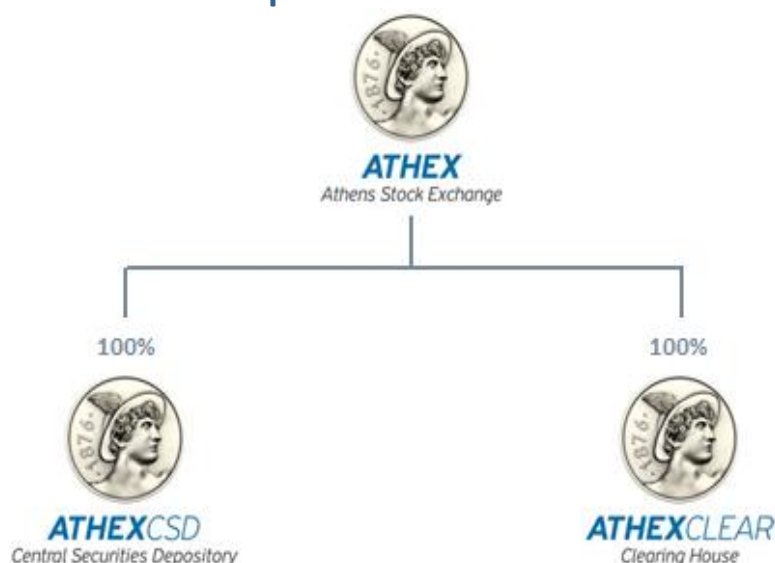


Company Profile

HELLENIC EXCHANGES-ATHENS STOCK EXCHANGE (ATHEX) is the parent company of the Group of companies that support the operation of the Greek capital market. The parent company and its 100% subsidiaries **ATHEXClear** and **ATHEX CSD** operate the organized cash and derivatives markets, carry out trade clearing, settlement and registration of securities, provide comprehensive IT solutions to the Greek capital market, and promote the development of capital markets culture in Greece.

Through the **Hellenic Corporate Governance Council (HCGC)** - a collaboration with the Hellenic Federation of Enterprises - the Group provides corporate governance know-how and monitors the implementation of the Hellenic Corporate Governance Code.

The ATHEX Group



Share Performance

(in common scale of 100 points at 03/01/2011)



Data as of January 31 2017

Financial Calendar

FY 2016 Results

Monday March 27th

Q1 2017 Results

Monday May 22nd

Annual General Meeting

Wednesday May 24th

Dividend (if approved by AGM)

Ex Date: Tuesday June 6th

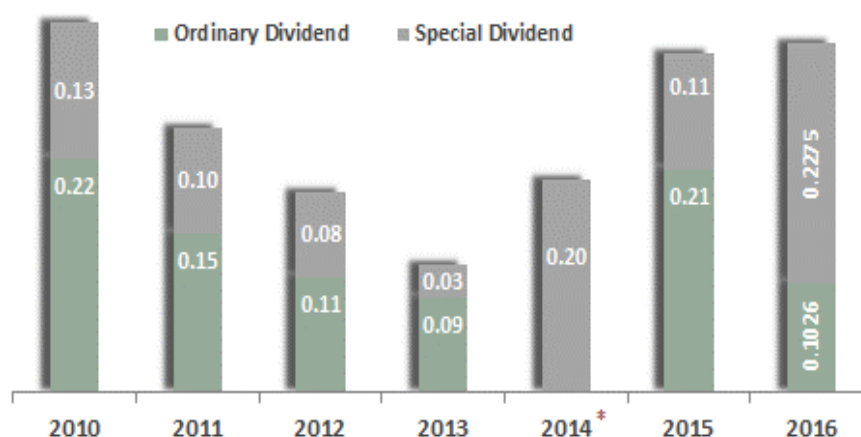
H1 2017 Results

Monday July 31st

9M 2017 Results

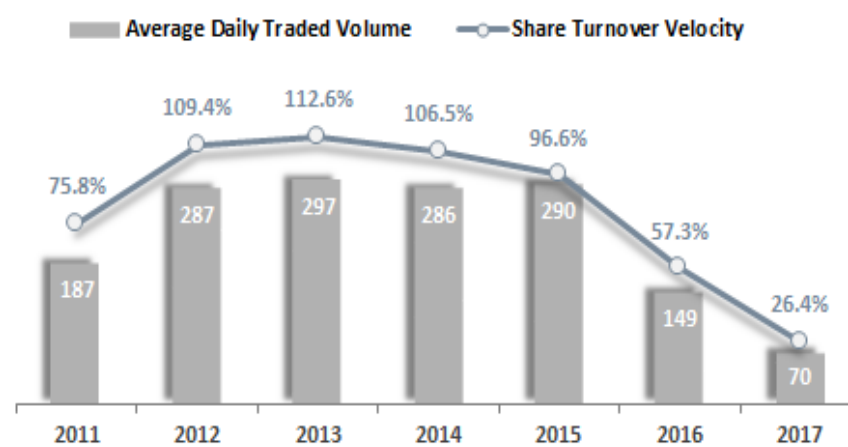
Monday November 27th

Dividend Policy (per share)



* only special dividend was paid in 2014

Share Liquidity



Volume in thousand shares, Turnover Velocity is total traded value / average capitalization

Recent - Upcoming Events

Sep. 16 The 11th AGR - the roadshow of ATHEX listed companies took place in London on September 21st and 22nd

Jul. 16 ATHEX is recognized by the U.S. Securities Exchange Commission as Designated Offshore Securities Market (DOSM)

Jun. 16 The 5th Greek Investment Forum took place in New York on June 21st and 22nd

May 15 The 14th AGM approved a share buyback program (duration: July 2015 - June 2017)

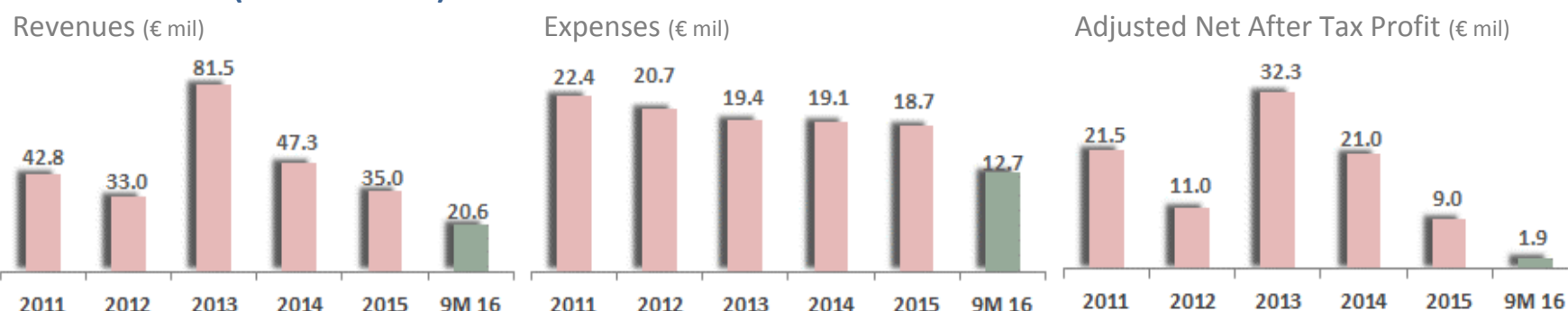
May 15 The 14th Annual General Meeting elected a new Board of Directors with a four year term of office

ATHEX Group Profile

February 2017

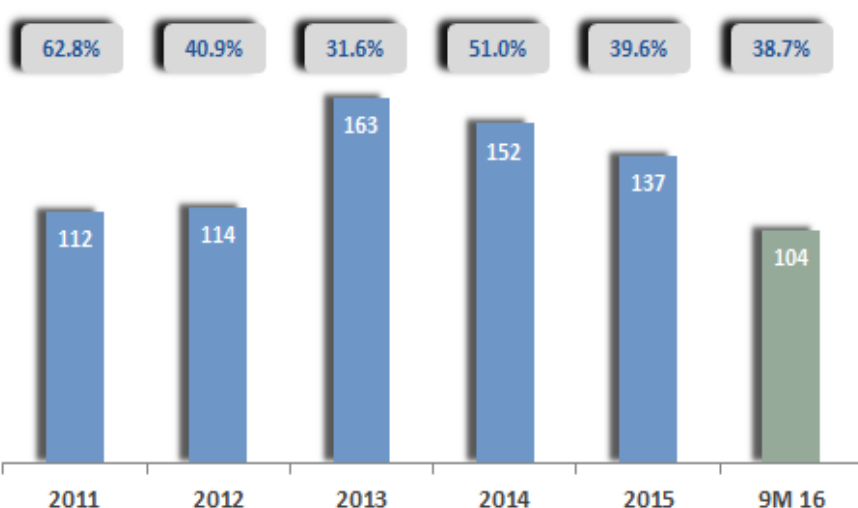


Financial Data (consolidated)



Cash & Cash Equivalents

Cash, Bonds & Treasury Stocks (€ mil) and as % of market capitalization



Financial Overview (consolidated)

(in € mil except per share data)

	2012	2013	2014	2015	9Month 16
Revenues	33.0	81.5	47.3	35.0	20.6
Regulator Fee	-1.1	-1.6	-2.2	-1.4	-0.8
Operating Expenses	-20.9	-17.1	-16.9	-16.3	-11.3
EBITDA	11.6	60.5	26.0	15.0	7.0
Depreciation	-1.8	-1.4	-1.8	-2.1	-2.1
EBIT	9.8	59.1	24.2	12.9	4.9
Financial Income	5.2	4.5	3.7	1.6	0.5
EBT	15.0	63.1	27.6	13.5	3.1
Income Tax	-3.2	-17.7	-6.6	-4.4	-1.2
Net Earnings	11.8	32.3	21.0	9.0	1.9
EPS	0.19	0.50	0.33	0.14	0.03
Operating Margin	35%	74%	55%	43%	34%
EBIT Margin	30%	73%	51%	37%	24%
ROE	7.2%	17.9%	11.1%	5.1%	1.3%

Board of Directors

Iakovos Georganas
Chairman of BoD, Non-Exec. Member

Socrates Lazaridis
Vice Chairman, CEO, Exec. Member

Alexandros Antonopoulos
Independent Non-Executive Member

Konstantinos Vassiliou
Non-Executive Member

Ioannis Emiris
Independent Non-Executive Member

Dimitrios Karaiskakis
Executive Member

Sofia Kounenaki-Efraimoglou
Independent Non-Executive Member

Ioannis Kyriakopoulos
Non-Executive Member

Adamantini Lazari
Independent Non-Exec. Member

Nikolaos Milonas
Independent Non-Executive Member

Alexios Pilavios
Non-Executive Member

Dionysios Christopoulos
Independent Non-Executive Member

Nikolaos Chryssochoidis
Non-Executive Member

Analyst Coverage

Alpha Finance
Nikos Katsenos

Axia Ventures
Louis Nikolopoulos

Beta Securities
Spiros Tsangalakis

Citigroup
Nese Guner

Abhijeet Sakhare

Eurobank Equities
Panagiotis Kladis

Euroxx
Vangelis Pilios

IBG
Dimitrios Birbos

National Securities
Mary Psyllaki

Pantelakis Securities
Paris Mantzavras

Piraeus Securities
Iakovos Kourtesis

ResearchGreece
Dimitris Giannoulis

Polys Polycarpou

Societe Generale
Jason Kalambooussis

Wood&Co
Alex Boulougouris

Dividend Policy (per share)

	2011	2012	2013	2014	2015	2016
Ordinary Dividend	€0.15	€0.11	€0.09	---	€0.21	€0.1026
Special Dividend	€0.10	€0.08	€0.03	€0.20	€0.11	€0.2275
Total Dividend	€0.25	€0.19	€0.12	€0.20	€0.32	€0.3301

Shareholder Structure

by country of origin

by investor type

Greece	43.12%	Local Banks	5.13%
USA	17.86%	Local Retail	16.94%
Luxembourg	13.75%	Local Institutional	12.60%
Cayman Islands	9.47%	ATHEX Members	0.85%
United Kingdom	6.66%	Treasury Stock	6.44%
Norway	1.21%	Management Team	0.08%
Canada	1.07%	Other	1.09%
Other	6.86%	International	56.88%
Total	100.00%	Total	100.00%

Data as of January 31 2017

Hellenic Exchanges - Athens Stock Exchange
110 Athinon Ave., 104 42 Athens, Greece
Tel. +30 210 336 6800
Fax +30 210 336 6833

Bloomberg: EXAEGA
Reuters: EXCr.AT
ATHEX: EXAE
ISIN: GRS395363005

Harry Antonatos Deputy Director, Financial Control, Budgeting & IR
Stelios Constantinou Head of Investor Relations (IR)
e-mail : investor-relations@Athexgroup.gr

www.Athexgroup.gr