

Market Profile

January 2017



ATHEX
Athens Stock Exchange

-4.95%

ATHEX Composite
annual yield

€42.4

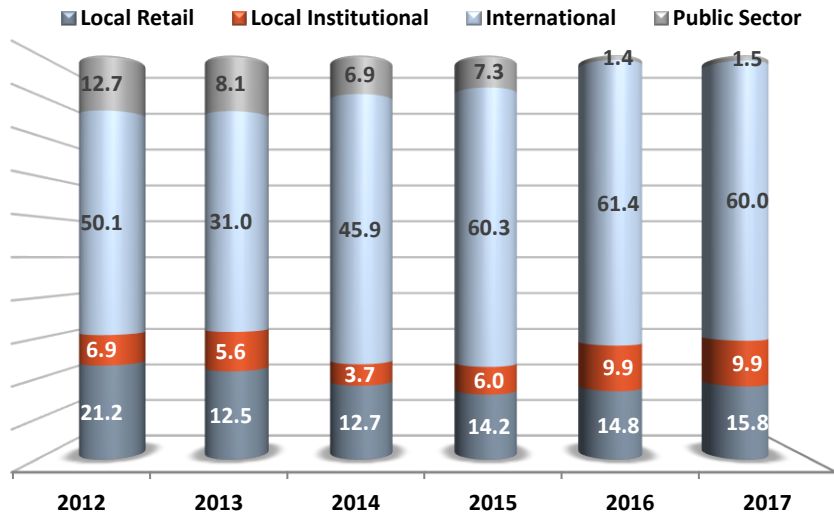
Total Market
Capitalization (bil.)

€39.9

Daily Turnover in
Equity Market (mil.)

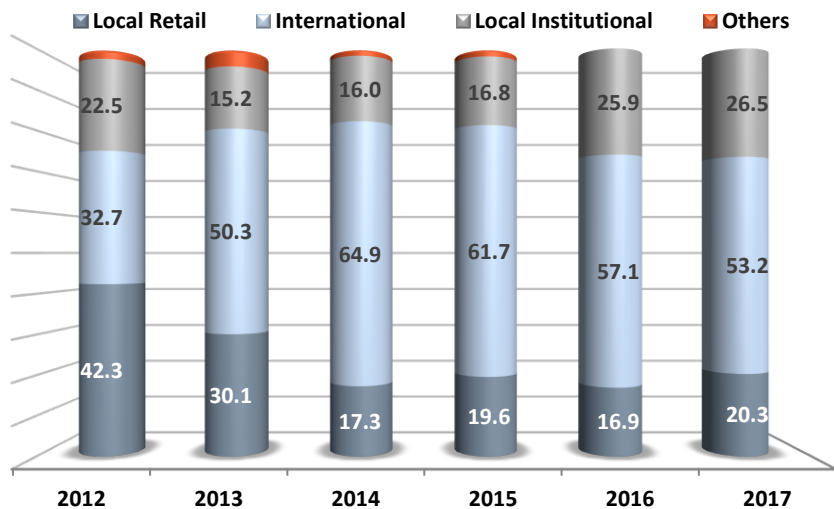
Investor Participation in the Cash Market

(as % of total market capitalization)



Investor Participation in the Cash Market

(as % of total trading activity)

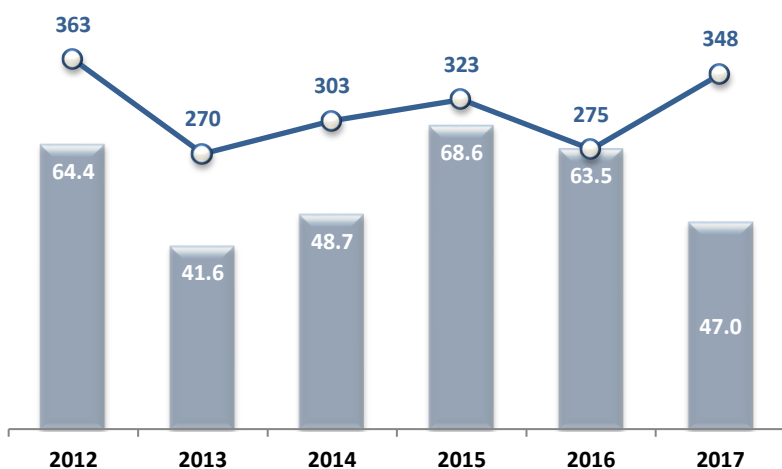


Data as of 31/01/17

Trading Activity in Derivatives Market

(thous. contracts)

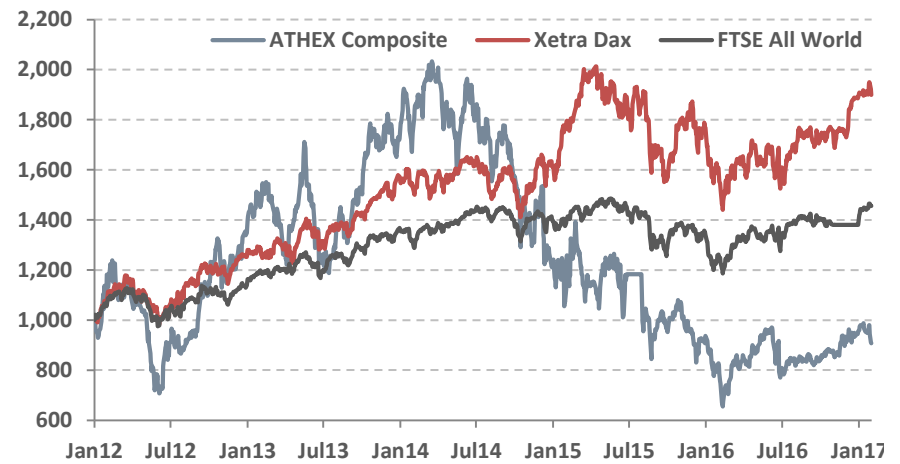
— Average Daily Number of Contracts — Average Open Interest



Data as of 31/01/17

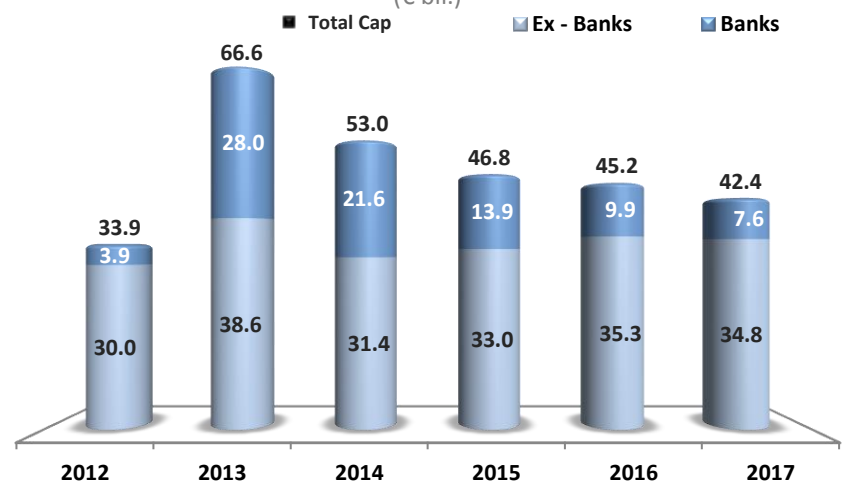
Index Performance

(in common scale of 1,000 points at 02/01/12)



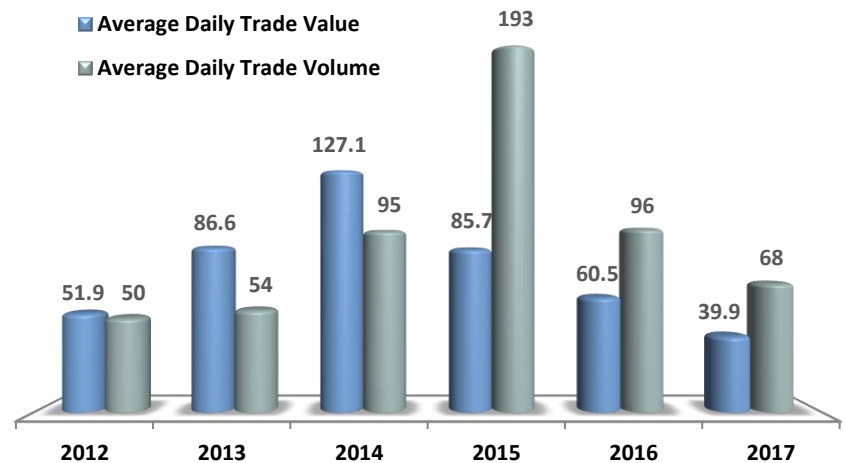
Market Capitalization

(€ bil.)



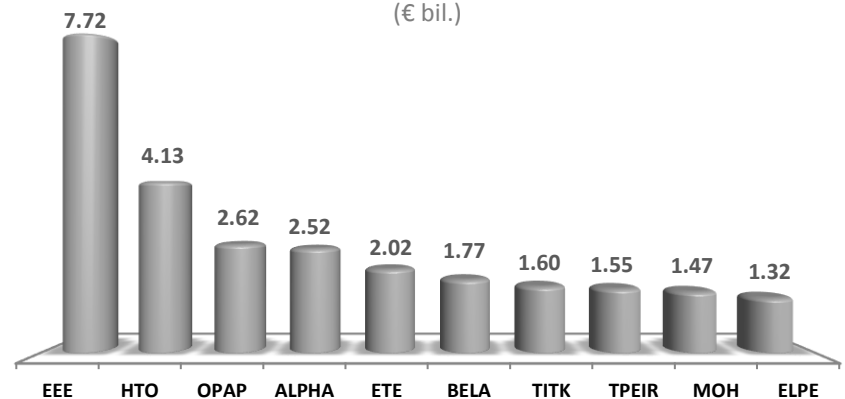
Market Liquidity

(€ mil., mil. shares)



Top 10 by Market Capitalization

(€ bil.)



Data as of 31/01/17

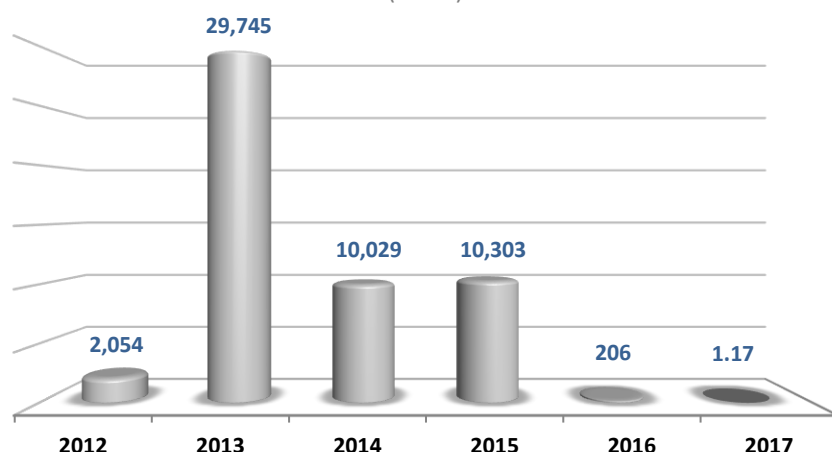
Market Profile

Main Indicators

		2013	2014	2015	2016	2017
Market Capitalization	(€ bil.)	66.6	53.0	46.8	45.2	42.4
Average Trade Value	(€ mil.)	86.6	127.1	85.7	60.5	39.9
Average Trade Volume	(mil. shares)	53.6	95.2	192.9	96.4	67.7
Avg Num of Contracts	(ths cont.)	41.6	48.7	68.6	63.5	47.0
Composite Index Yield	(%)	+28.1	-28.9	-23.6	+1.9	-5.0
Number of Listed Companies		270	254	247	243	213

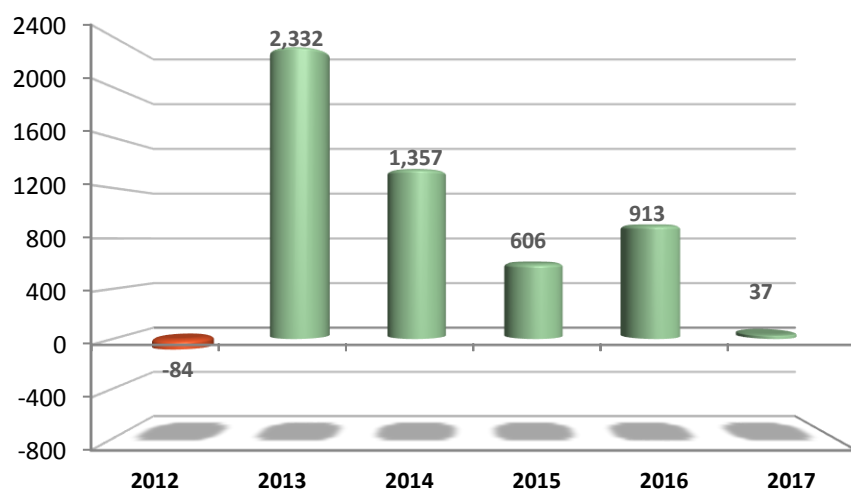
Capital Raised

(€ mil.)



Capital Flows from International Investors

(€ mil. Buys minus Sells)



Data as of 31/01/17

Market Holidays

	2017	2018
New Year	---	Mon 1 January
Epiphany	Fri 6 January	---
Ash Monday	Mon 27 February	Mon 19 February
National Holiday	---	---
Good Friday (Catholic)	Fri 14 April	Fri 30 March
Easter Monday (Catholic)	Mon 17 April	Mon 2 April
Good Friday	Fri 14 April	Fri 6 April
Easter Monday	Mon 17 April	Mon 9 April
Labor Day	Mon 1 May	Mon 1 May
Whit Monday	Mon 5 June	Mon 28 May
Assumption Day	Tues 15 August	Wed 15 August
National Holiday	---	---
Christmas Day	Mon 25 December	Tues 25 December
Second Day of Christmas	Tues 26 December	Wed 26 December

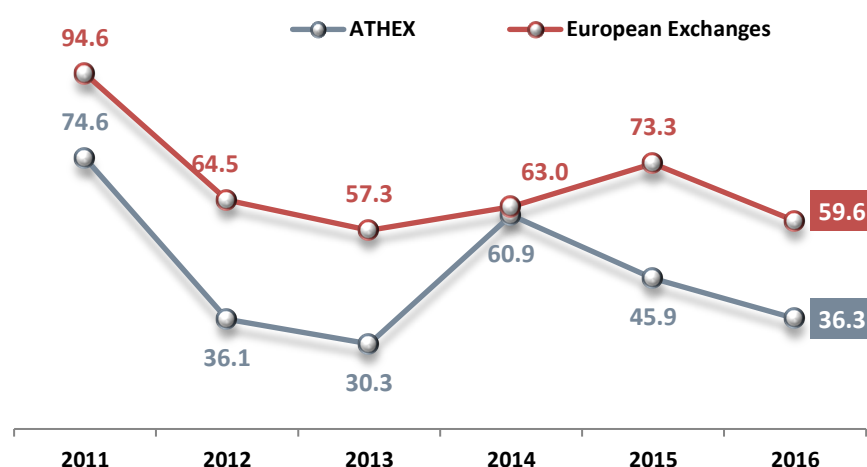
January 2017



ATHEX
Athens Stock Exchange

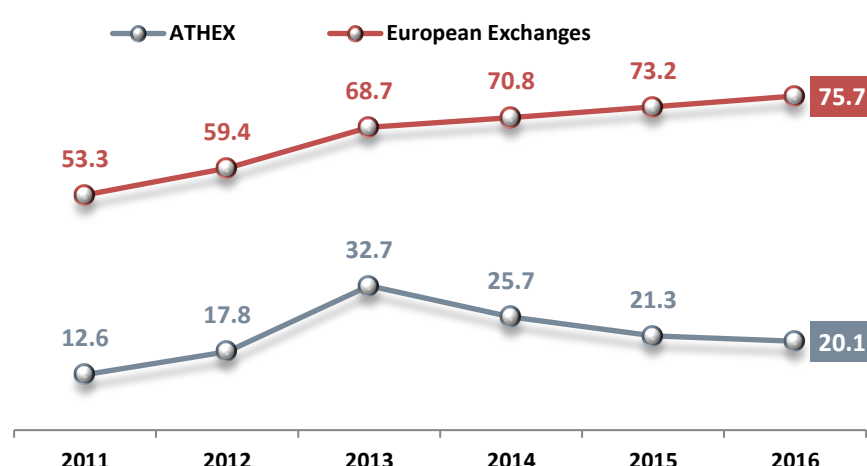
Turnover Velocity

(value traded vs market capitalization, %)



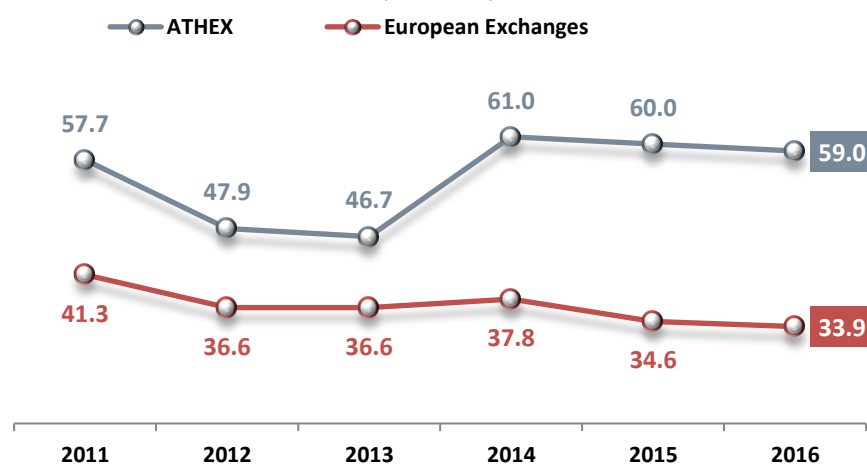
Market Capitalization vs GDP

(data in %)



Market Concentration

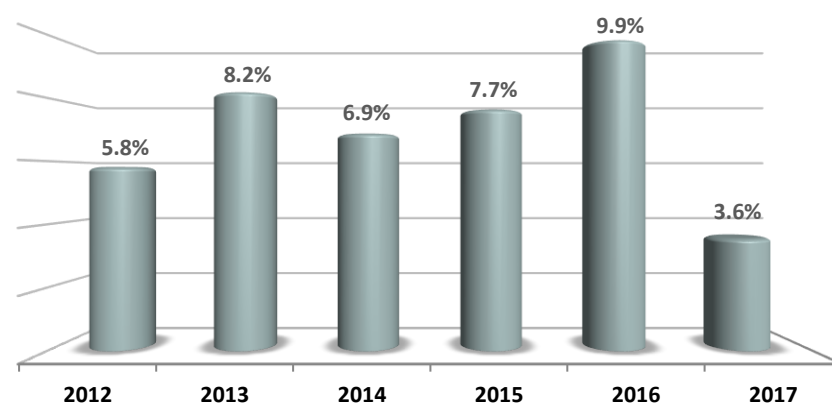
(data in %)



Data as of 30/12/16, European Exchanges = FESE Members

Off Exchange Transactions (OTC)

(value of OTC simple transactions vs ATHEX total trade value)



Data as of 31/01/17