

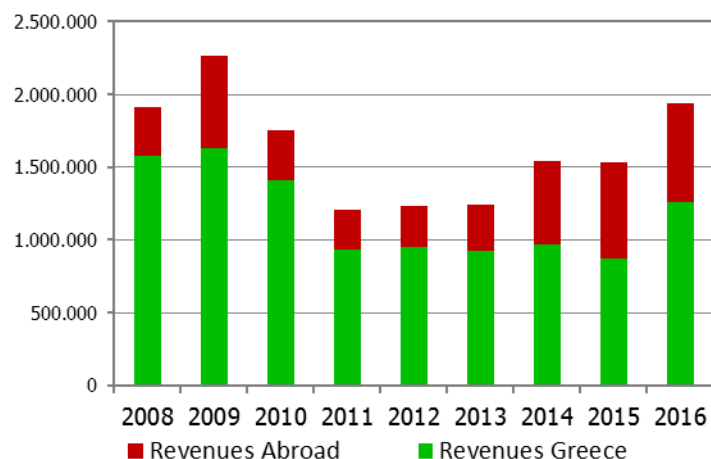


Website: <http://www.etae.com>
 Bloomberg code: ELLAKTOR:GA
 Reuters code: HELr.AT
 ISIN code: GRS191213008

COMPANY PROFILE

The Ellaktor group is the leading Greek construction / infrastructure player. Through subsidiary holdings it is the leading contractor in the domestic construction market, the leading player in toll-road concession projects (participates in two operating assets: Athens Ring Roads (59%) & Rio-Antirrio Bridge (22%), and in 3 new projects under construction), and the leader in waste management. The group also has a strong presence in renewable energy, through its 64.50% subsidiary ELTECH ANEMOS (ATHEX listed), is active in real estate in Greece and the Balkans and has some non-core assets such as the Mont Parnes casino (15% stake) and c.1.1% in Eldorado Gold (TSX and NYSE listed) and 5% in Hellas Gold (95% owned by Eldorado Gold).

REVENUES ANALYSIS (in € 000)



Company's exports represent 35.30% of total sales in 2016.

OVERVIEW - TRADING DATA

OVERVIEW - TRADING DATA 1 Year (data of period 01/05/2016 - 30/04/2017)

Symbol:	ELLAKTOR		
Athex Market:	MAIN MARKET		
Market Cap (Mil. €): (28 April 2017)	260,2		
Shares Outstanding (number): (28 April 2017)	177.001.313		
Average Spread (%):	0,90%		
Market Liquidity (%):	18,421%		
Average Trading volume (no of shares):	191.874,0		
Total Value of transactions (€):	60.773.854		
Days to trade (1% of outstanding amount):	9,2		
Free Float (28 April 2017):	69,6%		
Turnover Velocity (F.F. Weighted):	15,4%		
Historic Volatility	30 days	60 days	90 days
(annualised %)	45,31%	42,91%	38,66%

GROUP STRUCTURE ELLAKTOR

a. The companies of the Group, which are consolidated under the full consolidation method, are as follows:

				PARENT % 2015			
S/N	COMPANY	REGISTERED OFFICE	SEGMENT OF ACTIVITY	DIRECT	INDIRECT	TOTAL	UNAUDITED TAX YEARS
1	AIFORIKI DODEKANISOU SA	GREECE	ENVIRONMENT		94.44	94.44	2010, 2011-2015*, 2016
2	AIFORIKI KOUNOU SA	GREECE	ENVIRONMENT		92.42	92.42	2010, 2011-2015*, 2016
3	EOLIKI PARKA MALEA SA	GREECE	WIND FARMS		37.12	37.12	2010, 2011-2013*, 2014-2016
4	AEOLIKI KANDILIOU SA	GREECE	WIND FARMS		64.50	64.50	2010, 2011-2013*, 2014-2016
5	EOLIKI KARPASTONIOU SA	GREECE	WIND FARMS		32.89	32.89	2010, 2011-2015*, 2016
6	EOLIKI MOLAON LAKONIAS SA	GREECE	WIND FARMS		64.50	64.50	2010, 2011-2013*, 2014-2016
7	EOLIKI OLYMPOU EVIAS SA	GREECE	WIND FARMS		64.50	64.50	2010, 2011-2013*, 2014-2016
8	EOLIKI PARNONOS SA	GREECE	WIND FARMS		51.60	51.60	2010, 2011-2013*, 2014-2016
9	EOLOS MAKEDONIAS SA	GREECE	WIND FARMS		64.50	64.50	2010, 2011-2013*, 2014-2016
10	ALPHA EOLIKI MOLAON LAKONIA SA	GREECE	WIND FARMS		64.50	64.50	2010, 2011-2013*, 2014-2016
11	AKTOR SA	GREECE	CONSTRUCTIONS & QUARRIES	100.00		100.00	2010, 2011-2015*, 2016
12	AKTOR CONCESSIONS SA	GREECE	CONCESSIONS	100.00		100.00	2010, 2011-2015*, 2016
13	AKTOR CONCESSIONS SA – ARCHITECH SA	GREECE	CONCESSIONS		82.12	82.12	2010, 2011-2014*, 2016
14	AKTOR FM SA	GREECE	CONSTRUCTIONS & QUARRIES		100.00	100.00	2010, 2011-2015*, 2015
15	AKTOR-TOMI GP	GREECE	CONSTRUCTIONS & QUARRIES		100.00	100.00	2010-2016
16 ²	TSOGKAS ANASTASIOS- THEODORAKIS GEORGIOS & SIA (GENERAL PARTNERSHIP) ²	GREECE	CONSTRUCTIONS & QUARRIES		-	-	2007-2016
17	ANDROMACHI SA	GREECE	REAL ESTATE DEVELOPMENT	100.00		100.00	2010, 2011-2015*, 2016
18	ANEMOS ALKYONIS SA	GREECE	WIND FARMS		36.77	36.77	2010, 2011-2015*, 2016
19 ¹	ANEMOS ATALANTIS SA ¹		WIND FARMS		64.50	64.50 ¹	2010, 2011-2013*, 2014-2016
20	STERILISATION SA	GREECE	ENVIRONMENT		56.67	56.67	2012-2013, 2014-2015*, 2016
21	APOTEFROTIRAS SA	GREECE	ENVIRONMENT		65.00	65.00	2010, 2011-2015*, 20156
22	ATTIKA DIODIA SA	GREECE	CONCESSIONS		59.27	59.27	2010, 2011-2013*, 2014-2015
23	ATTIKES DIADROMES SA	GREECE	CONCESSIONS		47.42	47.42	2012-2015*, 2016
24	ATTIKI ODOS SA	GREECE	CONCESSIONS		59.25	59.25	2010, 2011-2015*, 2016
25	VEAL SA	GREECE	ENVIRONMENT		47.22	47.22	2010, 2011-2015*, 2016
26	VIOTIKOS ANEMOS SA	GREECE	WIND FARMS		64.50	64.50	2010, 2011-2013*, 2014-2016
27	YIALOU ANAPTYXIAKI SA	GREECE	REAL ESTATE DEVELOPMENT	100.00		100.00	2010, 2011-2015*, 2016
28	YIALOU EMPORIKI & TOURISTIKI SA	GREECE	REAL ESTATE DEVELOPMENT		55.46	55.46	2010, 2011-2015*, 2016
				PARENT % 2015			
S/N	COMPANY	REGISTERED OFFICE	SEGMENT OF ACTIVITY	DIRECT	INDIRECT	TOTAL	UNAUDITED TAX YEARS
29	PPC RENEWABLES – ELLINIKI TECHNODOMIKI SA	GREECE	WIND FARMS		32.90	32.90	2010, 2011-2015*, 2016
30	DIETHNIS ALKI SA	GREECE	REAL ESTATE DEVELOPMENT	100.00		100.00	2012-2015*, 2016
31 ¹	DI-LITHOS SA	GREECE	CONSTRUCTIONS & QUARRIES		100.00	100.00	2015, 2016
32	DOAL SA	GREECE	ENVIRONMENT		94.44	94.44	2010, 2011-2015*, 2016
33	EDADYM SA	GREECE	ENVIRONMENT		94.44	94.44	-
34	ELIANA MARITIME COMPANY	GREECE	CONSTRUCTIONS & QUARRIES		100.00	100.00	2006-2015
35	HELLENIC QUARRIES SA	GREECE	QUARRIES		100.00	100.00	2009-2010, 2011-2015
36	GREEK NURSERIES SA	GREECE	OTHER		50.00	50.00	2010, 2011-2015
37	HELLENIC ENERGY & DEVELOPMENT SA	GREECE	OTHER	96.21	0.37	96.57	2010, 2011-2013*, 2014-2015
38	HELLENIC ENERGY & DEVELOPMENT - RENEWABLES SA	GREECE	WIND FARMS		64.50	64.50	2010, 2011-2013*, 2014-2015
39	ELLINIKI TECHNODOMIKI ANEMOS S.A.	GREECE	WIND FARMS	64.50		64.50	2010, 2011-2015
40	ELLINIKI TECHNODOMIKI ANEMOS SA & CO	GREECE	WIND FARMS		63.86	63.86	2010-2015
41	ELLINIKI TECHNODOMIKI ENERGIAKI SA	GREECE	WIND FARMS	100.00		100.00	2010, 2011-2015
42	EPADYM SA	GREECE	CONCESSIONS & ENVIRONMENT		97,22	97,22	2015,2016
43 ²	ELEKTROERGON LTD ²	GREECE	CONSTRUCTIONS & QUARRIES		-	-	2007-2016
44	HELECTOR SA	GREECE	ENVIRONMENT	94,44	-	94.44	2009-2010, 2011-2015*, 2016
45 ³	HELECTOR-DOAL OE ³	GREECE	ENVIRONMENT		94,44	94,44	2010-2016
46 ²	ILIOSAR SA ²	GREECE	CONSTRUCTIONS & QUARRIES		-	-	2010-2016
47	ILIOSAR ANDRAVIDAS SA	GREECE	CONSTRUCTIONS & QUARRIES		100.00	100.00	2010-2016

48 ²	ILIOSAR KRANIDIOU SA ²	GREECE	CONSTRUCTIONS & QUARRIES		-	-	2010-2016
49 ¹	THIVAİKOS ANEMOS SA ¹				64.50	64.50 ²	2012-2016
50	KANTZA SA	GREECE	REAL ESTATE DEVELOPMENT	100.00		100.00	2010, 2011-2013*, 2014-2016
51	KANTZA EMPORIKI SA	GREECE	REAL ESTATE DEVELOPMENT		55.46	55.46	2010, 2011-2015*, 2016
52	KASTOR SA	GREECE	CONSTRUCTIONS & QUARRIES		100.00	100.00	2010, 2011-2015*, 2016
53	J/V ELTECH ANEMOS SA –TH. SIETIS	GREECE	WIND FARMS		64.50	64.50	2010 – 2016
54	J/V ELTECH ENERGIKI - ELECTROMECH	GREECE	WIND FARMS		100.00	100.00	2010 – 2016
55	J/V ITHAKI 1 ELTECH ANEMOS SA- ENECO LTD	GREECE	WIND FARMS		64.50	64.50	2010 – 2016
56	J/V ITHAKI 2 ELTECH ANEMOS SA- ENECO LTD	GREECE	WIND FARMS		64.50	64.50	2010 – 2016
57	J/V HELECTOR - CYBARCO	CYPRUS	ENVIRONMENT		94.44	94.44	2007-2016
58	LAMDA TECHNIKI SA	GREECE	CONSTRUCTIONS & QUARRIES		100.00	100.00	2010, 2011-2015*, 2016
59	LMN SA	GREECE	CONSTRUCTIONS & QUARRIES		100.00	100.00	2010, 2011-2015*, 2016
60	MOREAS SA	GREECE	CONCESSIONS		71.67	71.67	2010, 2011-2015*, 2016
61	MOREAS SEA SA	GREECE	CONCESSIONS		86.67	86.67	2010, 2011-2015*, 2016
				PARENT % 2015			
S/N	COMPANY	REGISTERED OFFICE	SEGMENT OF ACTIVITY	DIRECT	INDIRECT	TOTAL	UNAUDITED TAX YEARS
62	NEMO MARITIME COMPANY	GREECE	CONSTRUCTIONS & QUARRIES		100.00	100.00	2006-2016
63	OAD TELECOMMUNICATIONS SA	GREECE	CONCESSIONS		100.00	100.00	2010, 2011-2014*, 2015
64 ²	OLKAS SA ²	GREECE	CONCESSIONS		-	-	2012-2015*, 2016
65	P&P PARKING SA	GREECE	CONCESSIONS		100.00	100.00	2010, 2011-2015*, 2016
66	PANTECHNIKI SA	GREECE	OTHER	100.00		100.00	2010, 2011-2015*, 2016
67	PANTECHNIKI SA –LAMDA TECHNIKI SA –DEPA LTD	GREECE	CONSTRUCTIONS & QUARRIES		100.00	100.00	2010-2016
68	PLO–KAT SA	GREECE	CONSTRUCTIONS & QUARRIES		100.00	100.00	2010, 2011-2015*, 2016
69	STATHMOI PANTECHNIKI SA	GREECE	CONCESSIONS		100.00	100.00	2010, 2011-2015*, 2016
70	TOMI SA	GREECE	CONSTRUCTIONS & QUARRIES		100.00	100.00	2008-2010, 2011-2015*, 2016
71	AECO HOLDING LTD	CYPRUS	OTHER	100.00		100.00	2008-2016
72	AKTOR AFRICA LTD	CYPRUS	CONSTRUCTIONS & QUARRIES		100.00	100.00	2011-2016
73	AKTOR & AL ABJAR CONTRACTING FOR TRADING AND CONTRACTING	QATAR	CONSTRUCTIONS & QUARRIES		100.00	100.00 ¹	-
74	AKTOR BULGARIA SA	BULGARIA	CONSTRUCTIONS & QUARRIES		100.00	100.00	2009-2016
75	AKTOR CONCESSIONS (CYPRUS) LTD	CYPRUS	CONCESSIONS		100.00	100.00	2011-2016
76	AKTOR CONSTRUCTION INTERNATIONAL LTD	CYPRUS	OTHER		100.00	100.00	2003-2016
77	AKTOR CONTRACTORS LTD	CYPRUS	CONSTRUCTIONS & QUARRIES		100.00	100.00	2009-2016
78	AKTOR D.O.O. BEOGRAD	SERBIA	CONSTRUCTIONS & QUARRIES		100.00	100.00	-
79	AKTOR D.O.O. SARAJEVO	BOSNIA-HERZEGOVINA	CONSTRUCTIONS & QUARRIES		100.00	100.00	-
80	AKTOR ENTERPRISES LTD	CYPRUS	CONSTRUCTIONS & QUARRIES		100.00	100.00	2008-2016
81	AKTOR KUWAIT WLL	KUWAIT	CONSTRUCTIONS & QUARRIES		100.00	100.00	2008-2016
82	AKTOR QATAR WLL	QATAR	CONSTRUCTIONS & QUARRIES		100.00	100.00	2011-2016
83	AKTOR TECHNICAL CONSTRUCTION LLC	UAE	CONSTRUCTIONS & QUARRIES		70.00	70.00	-
84	AL AHMADIAH AKTOR LLC	UAE	CONSTRUCTIONS & QUARRIES		100.00	100.00	-
85	BAQTOR MINING CO LTD	SUDAN	CONSTRUCTIONS & QUARRIES		90.00	90.00	-
86 ¹	BENZEMIA ENTERPRISES LIMITED ¹	CYPRUS	WIND FARMS		64.50	64.50 ¹	
87	BIOSAR AMERICA INC	USA	CONSTRUCTIONS & QUARRIES		100.00	100.00	-
88	BIOSAR AMERICA LLC (formerly GREENWOOD BIOSAR LLC)	USA	CONSTRUCTIONS & QUARRIES		100.00	100.00	-
89 ¹	BIOSAR BRASIL - ENERGIA RENOVAVEL LTDA ¹	BRAZIL	CONSTRUCTIONS & QUARRIES		99.99	99.99 ¹	-
90	BIOSAR CHILE SpA (formerly GREENWOOD BIOSAR CHILE SpA)	CHILE	CONSTRUCTIONS & QUARRIES		100.00	100.00	-
91 ¹	BIOSAR DOMINICANA SAS ¹	DOMINICAN REPUBLIC	CONSTRUCTIONS & QUARRIES		100.00	100.00 ¹	-
92	BIOSAR ENERGY (UK) LTD	UNITED KINGDOM	CONSTRUCTIONS & QUARRIES		100.00	100.00	-
93	BIOSAR HOLDINGS LTD	CYPRUS	CONSTRUCTIONS & QUARRIES		100.00	100.00	2011-2016
94	BIOSAR PANAMA Inc (formerly GREENWOOD PANAMA Inc)	PANAMA	CONSTRUCTIONS & QUARRIES		100.00	100.00	-
				PARENT % 2015			
S/N	COMPANY	REGISTERED OFFICE	SEGMENT OF ACTIVITY	DIRECT	INDIRECT	TOTAL	UNAUDITED TAX YEARS
95	BURG MACHINERY	BULGARIA	CONSTRUCTIONS & QUARRIES		100.00	100.00	2008-2016

96	CAISSON SA	GREECE	CONSTRUCTIONS & QUARRIES		85.00	85.00	2010, 2011-2015*, 2016
97	COPRI-AKTOR	ALBANIA	CONSTRUCTIONS & QUARRIES		100.00	100.00	2014-2016
98	DUBAI FUJAIRAH FREEWAY JV	UAE	CONSTRUCTIONS & QUARRIES		100.00	100.00	-
99	ELLAKTOR VENTURES LTD	CYPRUS	CONCESSIONS		98.61	98.61	2011-2016
100	GENERAL GULF SPC	BAHRAIN	CONSTRUCTIONS & QUARRIES		100.00	100.00	2006-2016
101	HELECTOR BULGARIA LTD	BULGARIA	ENVIRONMENT		94.44	94.44	2010-2016
102	HELECTOR CYPRUS LTD	CYPRUS	ENVIRONMENT		94.44	94.44	2005-2016
103	HELECTOR GERMANY GMBH	GERMANY	ENVIRONMENT		94.44	94.44	2007-2016
104	HERHOF GMBH	GERMANY	ENVIRONMENT		94.44	94.44	2005-2016
105	HERHOF RECYCLING CENTER OSNABRUCK GMBH	GERMANY	ENVIRONMENT		94.44	94.44	2006-2016
106	HERHOF-VERWALTUNGS	GERMANY	ENVIRONMENT		94.44	94.44	2006-2016
107	INSCUT BUCURESTI SA	ROMANIA	CONSTRUCTIONS & QUARRIES		100.00	100.00	1997-2016
108	IOANNA PROPERTIES SRL	ROMANIA	CONSTRUCTIONS & QUARRIES		100.00	100.00	2007-2016
109	JEBEL ALI SEWAGE TREATMENT PLANT JV	UAE	CONSTRUCTIONS & QUARRIES		100.00	100.00	-
110	K.G.E GREEN ENERGY LTD	CYPRUS	ENVIRONMENT		94.44	94.44	2011-2016
111	LASTIS ENERGY INVESTMENTS LTD	CYPRUS	WIND FARMS		64.50	64.50	-
112	LEVASHOVO WASTE MANAGEMENT PROJECT LLC	RUSSIA	CONCESSIONS		98.61	98.61	-
113	MILLENNIUM CONSTRUCTION EQUIPMENT & TRADING	UAE	CONSTRUCTIONS & QUARRIES		100.00	100.00	-
114	NEASACO ENTERPRISES LTD	CYPRUS	ENVIRONMENT		94.44	94.44	2012-2016
115	PMS PROPERTY MANAGEMENT SERVICES SA	GREECE	REAL ESTATE DEVELOPMENT		55.46	55.46	2010, 2011-2013*, 2014-2016
116	PROFIT CONSTRUCT SRL	ROMANIA	REAL ESTATE DEVELOPMENT		55.46	55.46	2006-2016
117	REDS REAL ESTATE DEVELOPMENT SA	GREECE	REAL ESTATE DEVELOPMENT	55.46		55.46	2010, 2011-2015*, 2016
118 ²	SAREO ENTERPRISES LTD ²	CYPRUS	CONSTRUCTIONS & QUARRIES		-	-	-
119	SC CLH ESTATE SRL	ROMANIA	REAL ESTATE DEVELOPMENT		55.46	55.46	2006-2016
120 ¹	SILIO ENTERPRISES LTD ¹	CYPRUS	WIND FARMS		64.50	64.50 ¹	-
121 ²	SOLAR OLIVE SA ²	GREECE	CONSTRUCTIONS & QUARRIES		-	-	2010, 2011-2015*, 2016
120	YLECTOR DOOEL SKOPJE	FYROM	ENVIRONMENT		94.44	94.44	2010-2016

* The fiscal years for which the Group companies that are mandatorily audited by audit firms have obtained a tax compliance certificate are marked with an asterisk (*).

¹ New companies The following companies, which had not been consolidated in the annual financial statements of 31.12.2015, were consolidated in the consolidated financial statements of 31.12.2016: ☐

BIOSAR BRASIL - ENERGIA RENOVAVEL LTDA with registered office in Brazil (1st consolidation in the interim summary financial report of 30.06.2016) ☐

BIOSAR DOMINICANA SAS with registered office in the Dominican Republic (1st consolidation in the interim summary financial report of 30.06.2016) ☐

ANEMOS ATALANTIS SA, with registered office in Greece (1st consolidation in the consolidated financial statements of 31.12.2016). The subsidiary ELTECH ANEMOS SA acquired 100% of said company's share capital at the participation cost of 1,100 thousand.

THIVAIKOS ANEMOS SA, with registered office in Greece (1st consolidation in the consolidated financial statements of 31.12.2016). The subsidiary ELTECH ANEMOS SA acquired 30% of said company's share capital at the participation cost of €400 thousand. The remaining 70% of the share capital was assumed through the acquired subsidiary BENZEMIA ENTERPRISES LIMITED. ☐

BENZEMIA ENTERPRISES LTS, with registered office in Cyprus (1st consolidation in the consolidated financial statements of 31.12.2016). The subsidiary LASTIS ENERGY INVESTMENTS LIMITED acquired 100% of said company's share capital at the participation cost of €200 thousand. ☐

SILIO ENTERPRISES LTS, with registered office in Cyprus (1st consolidation in the consolidated financial statements of 31.12.2016). The company was established by the subsidiary LASTIS ENERGY INVESTMENTS LIMITED and has a share capital of €1 thousand.

² Companies that are no longer consolidated:

The following companies are no longer consolidated in the consolidated financial statements as of 31.12.2016: ☐

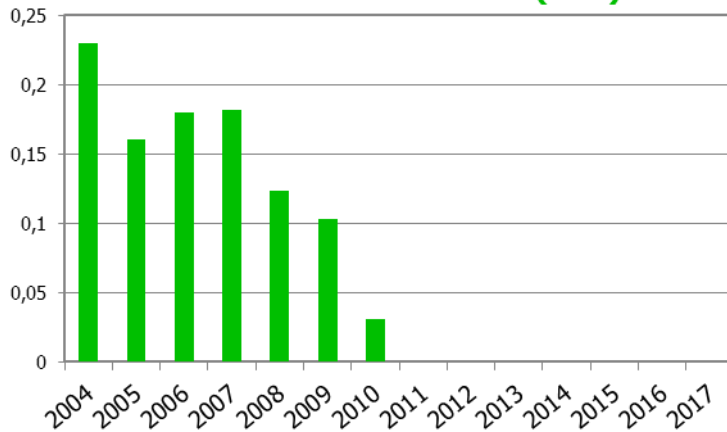
OLKAS SA, as it was dissolved in the fourth quarter of 2016 with no significant effect on the Group ☐

SAREO ENTERPRISES LTD, TSOGKAS-ANASTASIOS THEODORAKIS GEORGIOS & SIA (GENERAL PARTNERSHIP), ELEKTROERGON LTD, ILIOSAR SA, ILIOSAR KRANIDIOU SA and SOLAR OLIVE SA, which operate in the P/V segment, as they were sold in the 4th quarter of 2016, resulting in losses of €800 thousand for the Group.

³ Change in the consolidation method

Compared to the consolidated financial statements as of 31.12.2015, a change to the method of consolidation was made for the company BIOSAR HELECTORDOAL OE (ex HELECTOR SA- ENVITEC SA OE) from the equity method to that of full consolidation because the subsidiary DOAL SA acquired 25% of its share capital, and the Group exercises control. Please note that, for the subsidiaries in the Table in which the Group's consolidation rate shown is less than 50%, the direct participation of the subsidiaries participating in their share capital exceeds 50%.

DIVIDEND POLICY-DPS (in €)

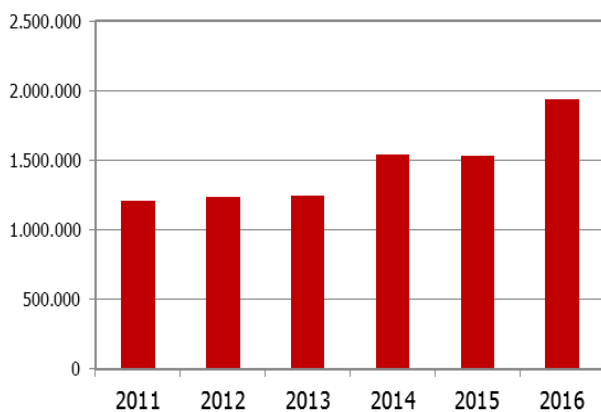


COMPANY'S PERFORMANCE

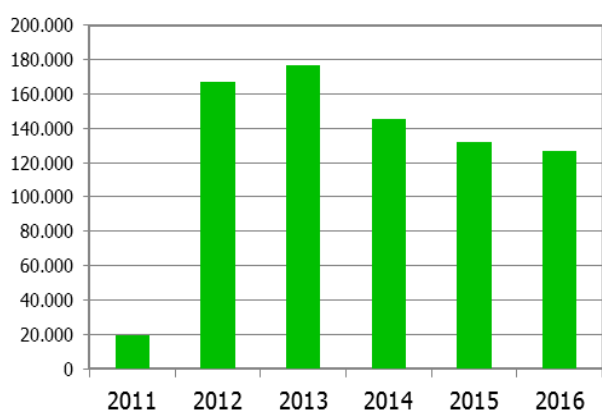
FINANCIAL OVERVIEW (consolidated)

(in € 000)	2011	2012	2013	2014	2015	2016
Revenues	1.204.319	1.232.817	1.241.365	1.544.504	1.533.083	1.942.409
Gross profit	19.842	166.931	176.881	145.221	132.066	126.688
EBIT	150.757	114.799	75.717	56.877	28.831	31.146
EBITDA	256.782	218.025	181.959	162.568	154.548	150.580
Earnings before tax	90.034	58.085	15.621	-10.777	-53.900	-37.778
Earnings after tax	72.881	32.405	-48.980	-33.275	-90.363	-96.797
E.P.S.	0,42	0,07	-0,28	-0,30	-0,62	-0,71
Total equity	1.315.013	1.253.714	1.150.376	1.116.228	1.031.229	892.422
ROE	5,54%	2,58%	-4,26%	-2,98%	-8,76%	-10,85%

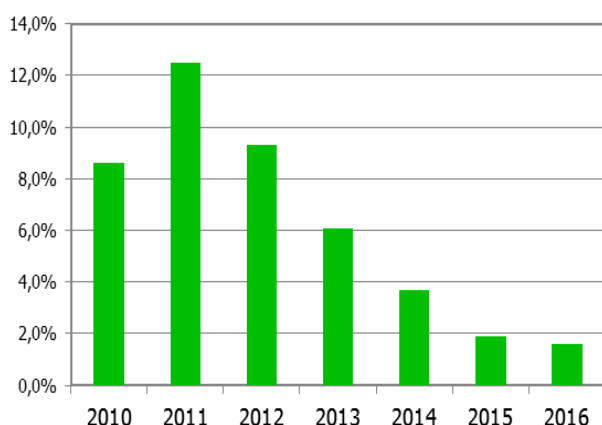
Revenues (in € 000)



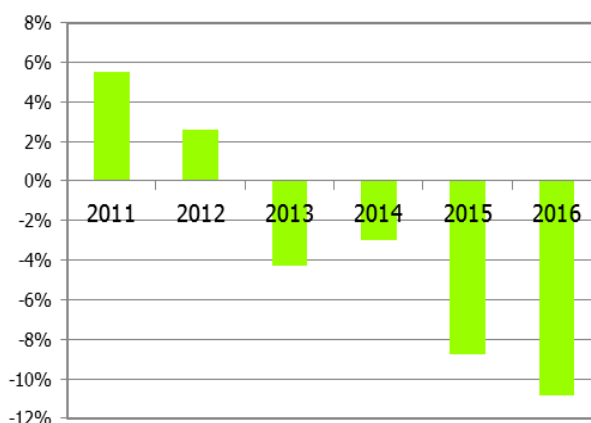
Gross profit (in € 000)



Operating Margin



ROE



MAJOR SHAREHOLDERS (>5%) - 31/03/2016

Name	%
LEONIDAS BOBOLAS	15,02%
MITICA LIMITED	5,04%
ANASTASIOS KALLITSANTIS	5,29%
DIMITRIOS KALLITSANTIS	5,02%
Total	30,37%

BOARD OF DIRECTORS

Name	Qualification
KALLITSANTIS P. ANASTASIOS	PRESIDENT/EXECUTIVE MEMBER
BOBOLAS LEONIDAS	CEO/EXECUTIVE MEMBER
KALLITSANTIS P. DIMITRIOS	VICE PRESIDENT/EXECUTIVE MEMBER
KOUTRAS A. DIMITRIOS	VICE PRESIDENT/EXECUTIVE MEMBER
GIOKARIS ANGELOS	EXECUTIVE MEMBER
SARANTOPOULOS EDUARD	EXECUTIVE MEMBER
BOBOLA G. MARIA	NON EXECUTIVE MEMBER
TZIVELIS D. IOANNIS	NON EXECUTIVE MEMBER
CHATZIGRIGORIADIS DIMITRIOS	INDEPENDENT NON EXECUTIVE MEMBER
PANTALAKIS N. THEODOROS	INDEPENDENT NON EXECUTIVE MEMBER

MANAGEMENT TEAM PROFILE

Mr. Anastasios Kallitsantis holds a degree in Civil Engineering from the National Technical University of Athens. He is founding partner and since 2006 Chairman of ELLAKTOR S.A. (previous name ELLINIKI TECHNODOMIKI TEB S.A.) and active member of the construction industry in Greece since 1976. He's Member of AKTOR SA since 2002, Chairman of ELTECH ANEMOS SA, Vice-Chairman of ELPEDISON POWER SA, and Managing Director of REDS SA (members of the ELLAKTOR Group of Companies). AKTOR SA is active in the construction sector, ELTECH ANEMOS is in the development and operation of wind farms, ELPEDISON POWER in the thermal electricity generation sector, and REDS is a real estate development company. He is Member of the Board of Directors and the Executive Committee of the Hellenic Federation of Enterprises (SEV) since 2005, Secretary General for the period 2008-2010 and Vice-President since May 2010. In addition, he is Member of the Board of Directors of SEV Business Council for Sustainable Development since its incorporation (2008).

Mr. Leonidas Bobolas is a civil Engineer, National Technical University of Athens (Metsovio Polytechnic), (1988). From 1988 to 1992 he has been appointed Technical Director on major infrastructure projects of AKTOR S.A. In 1992 he was appointed Deputy Managing Director of AKTOR S.A. and in 1994 he took over as Managing Director. Since 1999, following the merger of AKTOR S.A. with ELLINIKI TECHNODOMIKI S.A., and until today, he has been the Managing Director and main shareholder of ELLAKTOR S.A. He has also been the Managing Director of the company ATTIKI ODOS S.A. (since its establishment in 1996), President of the BoD of ATTIKES DIADROMES S.A. (since 1999) and Managing Director of ATTIKA DIODIA S.A. (since 2000). He is also Managing Director of AKTOR CONCESSIONS S.A., President of the BoD of HELECTOR S.A., Managing Director of HERHOF GmbH, Managing Director of MOREAS S.A., Managing Director of AEGEAN MOTORWAY S.A. and Vice Chairman of the BoD of OLYMPIA ODOS S.A.

Mr. Dimitrios Kallitsantis is an Architect, graduated from Aristotelion University of Thessaloniki. He is Founder and an active member of various companies in construction and energy industries. In 1979 he was appointed Vice-president of Elliniki Technodomiki A.E. and in 1999 he was appointed Managing Director of the AKTOR S.A. following the capital stock collaboration agreement between AKTOR S.A. and Elliniki Technodomiki A.E. In May of 2002, with the spinoff of Elliniki Technodomiki and TEB construction sectors and their transfer to Aktor, he was appointed Member of the Board of Directors of ELLAKTOR S.A. Currently is Managing Director of AKTOR SA and Vice Chairman of ELLAKTOR SA.

Mr. Dimitrios Koutras is a Mineralogist Engineer from the National Technical University of Athens. He is Director of geotechnical projects in EDOK-ETER from 1968 to 1977. In 1978 he was appointed Vice-president and Project Director of AKTOR S.A. and later Vice-Chairman and General Manager of the same company. Over the past seven years he has been the Chairman of AKTOR S.A. Since 1999 he has also been the Chairman of ATTIKI ODOS S.A. In May of 2002, with the spin off of Elliniki Technodomiki and TEB construction sectors and their transfer to Aktor, he was appointed Member of the Board of Directors of ELLAKTOR S.A. Currently is Managing Director of AKTOR SA and Vice Chairman of ELLAKTOR SA.

Mr. Angelos Giokaris studied Civil Engineering in the National Technical University of Athens. He works as on site Engineer in several projects of PANTACHNIKI SA. In 1999 he was appointed member of the Management Board and General Manager of "PANTECHNIKI S.A.". At the same time, he participated in the management of affiliate companies. In particular, he assumed office as Chairman for "PROMAS S.A.", Vice Chairman of AKTOR CONCESSIONS S.A., as well as member of the company "ATTIKES DIADROMES S.A." while he acts as Managing Director of the parking construction and management companies "P&P STATHMEFSI S.A." and "STATHMOI PANTECHNIKI S.A.". Since the beginning of 2008, after the merger, is member of ELLAKTOR S.A.

Mrs Maria Bobola Architectural Engineer, graduate of the National Technical University of Athens. Maria served as a Member of the Board of Directors of "PEGASUS PUBLISHING SA" in the capacity of Deputy Chief Executive Officer from 1995 until July 2011. She is a founding member and Chairperson of the Board of Directors of the Nonprofit Organisation under the legal name ATHENS FILM STUDIO. As of 19/12/2013, she has been a Non-Executive Member of the Board of Directors of "ELLAKTOR SA".

Mr Theodoros Pantalakis. He holds a degree from the University of Piraeus, Department of Business Administration. From 1980 to 1991 he worked at the National Investment Bank for Industrial Development (ETEBA), concurrently during the period 1983 - 1985 he was an Associate of the Deputy Minister of National Economy, Mr. Kostis Vaitzos and during the period 1985-1988 he was Director of the Office of the Deputy Minister of Economy, Mr. Theodoros Karatzas. From 1991 to 1996 he was Assistant General Manager at the Interamerican Group. From March 1996 to April 2004 he held the position of Deputy Governor of the National Bank of Greece, while concurrently he was President, Vice President or Board member of subsidiaries of the National Bank. He has also been Vice Chairman of the Athens Stock Exchange, Chairman of the Central Depository, Chairman of the Executive Committee of the Union of Greek Banks, etc. In May 2004 he became Vice President of Piraeus Bank, and from January 2009 to December 2009 he was Vice President and Deputy CEO of the Group. At the same time he was Chairman or Board member of subsidiaries and affiliates of the Piraeus Bank Group. From December 2009 to July 2012 he served as Chairman of the Board - Director of the Agricultural Bank of Greece (ATE). During the same period he was Chairman or Board member of subsidiary companies of ATE. He was also a member of the Board and of the Presiding Committee of the Union of Greek Banks. Present employment - commitments: Business

Consultant - Member of the Board of Attiki Odos SA, the Association of Joint Stock and Limited Liability Companies, Hellenic Petroleum SA, Retail World SA, MAD DOG SA and ELLAKTOR SA. He is also President and CEO of BMC Circle SA.

Mr. Edward Sarantopoulos is a Civil Engineer, Graduate of the National Technical University of Athens (1996). From 1995, he works as Project Manager in road works outside the Greek borders. During the period 1997-2000, he was appointed Project Manager for the projects abroad of K. I. SARANTOPOULOS S.A. Between 2000 and 2002 he was Deputy General Manager and member of the Management Board of K.I. SARANTOPOULOS S.A. Since September 2002 (after the merger of K.I. SARANTOPOULOS S.A. with PANTECHNIKI S.A.) was elected member of the B.o.D. and assumed office as General Manager of PANTECHNIKI S.A. Since the beginning of 2008, after the merger of PANTECHNIKI S.A. with ELLINIKI TECHNODOMIKI A.E., is member of the Management Board of ELLAKTOR S.A. He is also Managing Director of the company VIOSAR ENERGY S.A. and a B.o.D. member of ATTIKI ODOS S.A. and other companies

Mr Ioannis Tzivelis. Entrepreneur. In 1996 he founded the company Mitica Ltd. based in Cyprus which trades on the Greek stock market by investing in companies in various sectors. Simultaneously he founded Mitica Properties SA, based in Greece, a technical, development and advisory firm and the company Infocasa which operates in real estate. In 1991 he was one of the founding members of Piraeus Bank, member of the Board and during the period 1996 to 1998, he was the largest shareholder.

Since 1986 he has invested in international stock markets through various companies.

In 1970 he founded the company Nuova Toscoemiliana Srl in Italy, which until 2000 was involved in fur trading in Europe, America, Canada, USSR.

Mr. Dimitrios Hatzigrigoriadis studied Law at the Athens Law School and is a member of the Athens Bar Association since 1964. He made postgraduate studies in London. He was Member of the Board of Directors of the Capital Market Commission as a representative of the Association of Greek Institutional Investors (1994-1998). He has been Legal Consultant of the Athens Concert Hall Organisation (1989-2005). In June 2006, he was appointed member of the BoD of ELLAKTOR.

The information contained in this report is prepared by Athens Exchange Group (ATHEX Group) and while all reasonable efforts have been used to ensure that the information contained herein is correct at the time of publication, it cannot be guaranteed as to its accuracy or completeness. This report is for informational purposes, based on publicly available data and does not constitute financial or investment advice, thus no liability is accepted by ATHEX group and/or any listed company. The present document is property of ATHEX Group and the rights over it are protected under the stipulations about intellectual property rights. Copyright © 2017 Athens Exchange Group.