

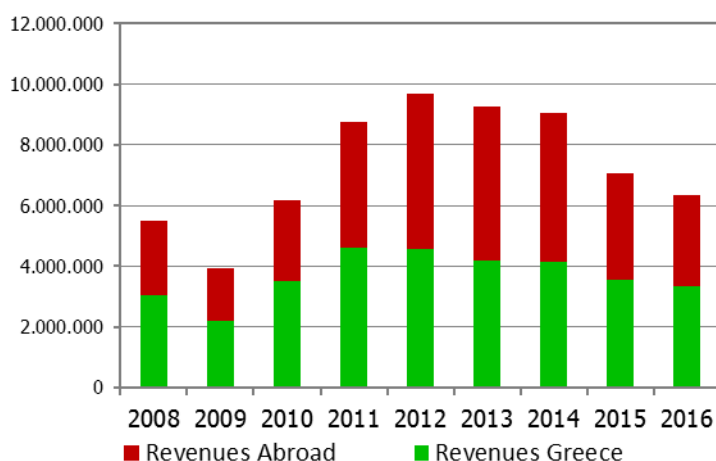


Website:	http://www.moh.gr
Bloomberg code:	MOH:GA
Reuters code:	MORr.AT
ISIN code:	GRS426003000

COMPANY PROFILE

MOTOR OIL (HELLAS) CORINTH REFINERIES S.A is an independent petroleum refining and marketing Company which through the years has become a key player of the sector in the Eastern Mediterranean region. Founded in 1972, MOTOR OIL currently operates the largest domestic Refinery the annual production capacity of which exceeds 10 million Metric Tons. The Company has a strong presence in the retail sector of fuels and lubricants with a market share of approximately 35% through its wholly owned marketing arms CORAL S.A. (ex. SHELL HELLAS S.A.) and AVIN OIL. CORAL has a network of 700 retail gas stations and is the market leader in automotive gasoline with 22% market share while AVIN OIL (following the integration of the CYCLON branded 200 strong retail network) operates a network of 650 retail gas stations and ranks fourth in rankings with a market share of approximately 12%.

REVENUES ANALYSIS (in € 000)



Company's exports represent 47.32% of total sales in 2016.

OVERVIEW - TRADING DATA

OVERVIEW - TRADING DATA 1 Year (data of period 01/05/2016 - 30/04/2017)

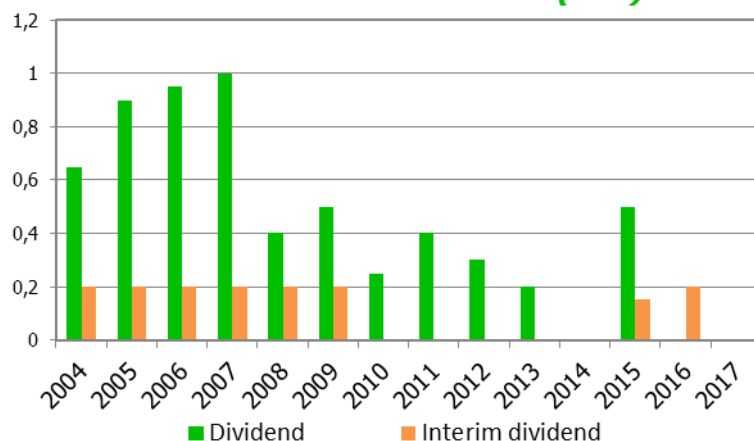
Symbol:	MOH		
Athex Market:	MAIN MARKET		
Market Cap (Mil. €): (28 April 2017)	1.724,9		
Shares Outstanding (number): (28 April 2017)	110.782.980		
Average Spread (%):	0,26%		
Market Liquidity (%):	9,948%		
Average Trading volume (no of shares):	106.363,8		
Total Value of transactions (€):	324.360.522		
Days to trade (1% of outstanding amount):	10,3		
Free Float (28 April 2017):	50,5%		
Turnover Velocity (F.F. Weighted):	13,5%		
Historic Volatility	30 days	60 days	90 days
(annualised %)	28,20%	22,20%	23,05%

GROUP STRUCTURE

Motor Oil (Hellas) Corinth Refineries S.A.

AVIN OIL A.V.E.N.E.P.	100%(D)
CORAL A.E.	100%(D)
ERMES A.E.M.E.E	100%(I)
MYRTEA A.E.	100%(I)
CORAL PRODUCTS AND TRADING S.A	100%(I)
CORAL INNOVATIONS S.A.	100%(I)
CORAL GAS A.E.B.E.Y.	100%(D)
OFC AVIATION FUEL SERVICES S.A.	92.06%(D,I)
MOTOR OIL VEGAS UPSTREAM LIMITED	65%(D)
MV UPSTREAM TANZANIA LIMITED	65%(I)
MVU BRAZOS CORPORATION	65%(I)
MAKREON S.A.	100% (I)
MOTOR OIL FINANCE PLC	100%(D)
MOTOR OIL (CYPRUS) LIMITED	100% (D)
MOTOR OIL MIDDLE EAST DMCC	100% (I)
MOTOR OIL TRADING S.A.	100%(I)
DIORIGA GAS S.A.	100%(I)
AVIN AKINITA S.A.	100%(I)
BUILDING FACULTY SERVICES S.A	100% (D)
LPC S.A	100% (D)
CORINTHIAN OIL LIMITED	100%(D)
ENDIALE	100% (I)
ELTEPE	100% (I)
ARCELIA HOLDINGS LTD	100% (I)
BULVARIA AUTOMOTIVE PRODUCTS LTD	100% (I)
CYROM	100% (I)
CYCLON LUBRICANTS DOO BEOGRAD	100% (I)
CYTOP A.E	100% (I)
KEPED	90.00%(I)
AL DERA AL AFRIQUE JV	60.00%(I)
SHELL&MOH AVIATION FUELS A.E	49.00%(I)
RHODES–ALEXANDROUPOLIS PETROLEUM INSTALLATION S.A.	37.49% (I)
KORINTHOS POWER S.A.	35% (D)
M AND M NATURAL GAS A.E.	50% (D)
ELEKTROPARAGOGI SOUSSAKI S.A.	100% (D,I)
NUR – MOH HELIOTHERMAL S.A.	50% (D)
ATHENS AIRPORT FUEL PIPELINE COMPANY S.A.	16% (D)
HELLENIC ASSOCIATION OF INDEPENDENT POWER Cos	16.67% (D)
ASPROPYRGOS INDUSTRIAL PARK SOUTH SECTOR A.E	12.83%(I)

DIVIDEND POLICY - DPS (in €)



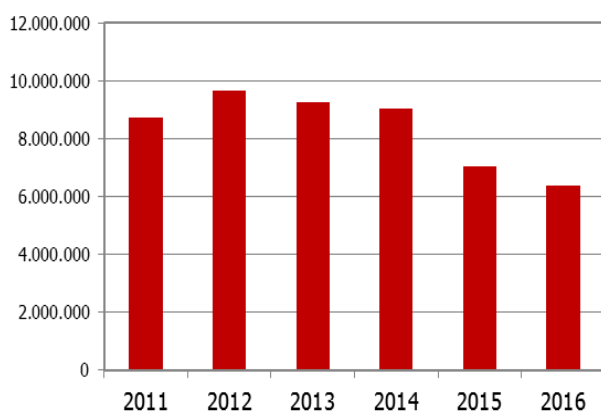
The General Meeting approved dividend for the fiscal year 2016

COMPANY'S PERFORMANCE

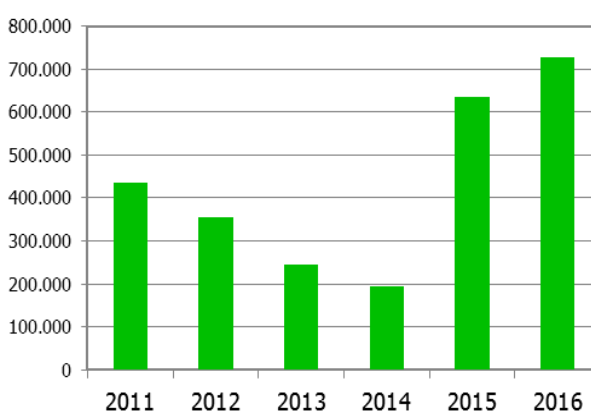
FINANCIAL OVERVIEW (consolidated)

(in € 000)	2011	2012	2013	2014	2015	2016
Revenues	8.739.275	9.681.883	9.282.339	9.050.151	7.060.215	6.356.855
Gross profit	435.565	355.171	244.812	193.255	634.718	726.963
EBIT	247.809	180.152	91.529	-46.278	391.762	505.028
EBITDA	338.932	270.826	182.921	50.248	490.897	602.425
Earnings before tax	182.318	104.221	19.943	-108.054	302.848	428.760
Earnings after tax	142.988	79.117	-4.547	-83.180	204.977	297.845
E.P.S.	1,29	0,71	-0,04	-0,75	1,85	2,69
Total equity	548.276	570.827	521.649	413.499	603.814	824.060
ROE	26,08%	13,86%	-0,87%	-20,12%	33,95%	36,14%

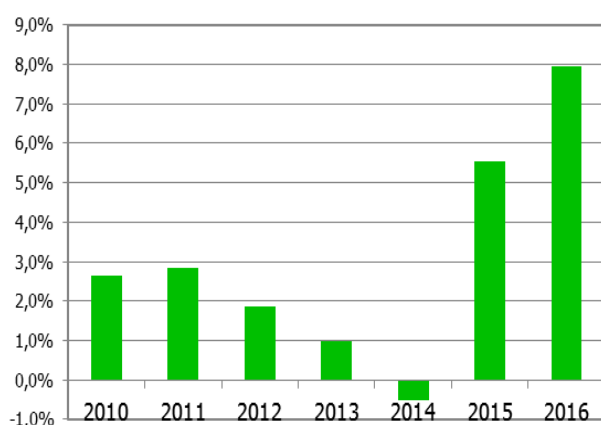
Revenues (in € 000)



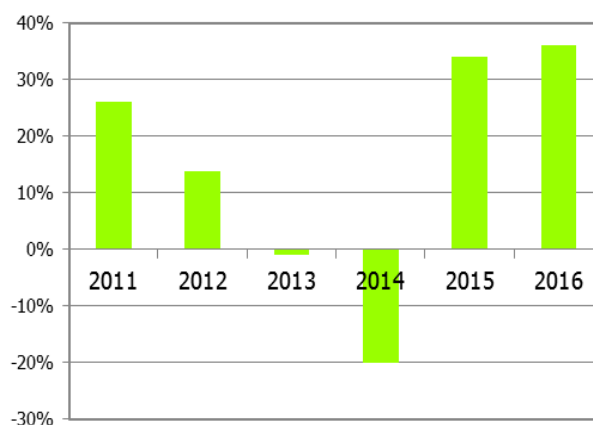
Gross profit (in € 000)



Operating Margin



ROE



MAJOR SHAREHOLDERS (>5%)

Name	%
MOTOR OIL HOLDINGS S.A.	40,78%
DOSON INVESTMENTS COMPANY	8,78%
Total	49,56%

BOARD OF DIRECTORS

Name	Qualification
VARDINOYANNIS J. VARDIS	PRESIDENT/CEO/EXECUTIVE MEMBER
VARDINOYANNIS V. JOHN	VICE PRESIDENT/EXECUTIVE MEMBER
KOSMADAKIS N. JOHN	DEPUTY CEO/EXECUTIVE MEMBER
TZANNETAKIS T. PETROS	DEPUTY CEO/EXECUTIVE MEMBER
STIAKAKIS J. MICHAEL	EXECUTIVE MEMBER
VOUSARAS CHR. THEOFANIS	EXECUTIVE MEMBER
ALEXANDRIDIS P. GEORGE	NON EXECUTIVE MEMBER
STOUFI D. NIKI	NON EXECUTIVE MEMBER
VARDINOYANNIS TH. NIKOS	NON EXECUTIVE MEMBER
THEOHARIS TH. ANTONIOS	INDEPENDENT NON EXECUTIVE MEMBER
TRIANAFYLLIDIS CHR. ANASTASIOS-ILIAS	INDEPENDENT NON EXECUTIVE MEMBER

MANAGEMENT TEAM PROFILE

Mr. Vardis J. Vardinoyannis following his graduation from the Greek Naval Academy, he served for a number of years in the Greek Naval Forces and was discharged with the grade of Vice-Admiral. He is one of the founders of MOTOR OIL and a member of the top management team since 1972.

Mr. John V. Vardinoyannis was born in 1962. He studied Economics in VASSAR COLLEGE. In 2005 he was appointed Non-Executive Vice Chairman of the Board and has assumed executive duties since July 2009.

Mr. John Kosmadakis has a degree in Chemical Engineering from the National Technical University of Athens. He's been working with the Company since 1978.

Mr. Petros Tzannetakis holds a Bachelor's degree in Economics from the University of Surrey (U.K) and a Master's Degree in European Union Economics from the University of Sussex (U.K). He has been working with the Company since 1986 and he also acts as Financial Advisor for the Vardinoyannis Group of Companies.

Mr. Theofanis Voutsaras is a Boston College (USA) graduate and holder of a MSc in Industrial Relations & Personnel Management from London School of Economics (UK). He has a 20year experience at managerial posts of several companies of the Vardinoyannis Group in various sectors (banking, constructions, Professional Football). He has been working with the Company since 2010 and was appointed executive BoD member in January 2011. In addition, he is a substitute member of the Remuneration Committee of MOTOR OIL.

Mr. Michael Stiakakis holds a Master's Degree in Mechanical-Electrical Engineering from the Polytechnic School of the Aristotle University of Thessaloniki. He has been working with the Company since 1982.

Ms. Niki D. Stoufi has served as Non-Executive Director at Motor Oil Hellas Corinth Refineries SA since June 29, 2012. She graduated in Mechanical Engineer from Northeastern University, Boston and the Eidgenossische Technische Hochschule Zurich (ETH) with specialization in Industrial Management. She is a Member of the Board of several companies of the Vardinogiannis Group (MOTOR OIL) she has been working with since 1990 holding various posts assuming duties relating to organization and business development issues. In addition, she is a substitute member of the Audit Committee of MOTOR OIL.

Mr. Georgios Paraschos Alexandridis serves as Non Executive Director of Motor Oil Hellas Corinth Refineries SA. He holds a Bachelor of Science in Economics from the Athens University of Economics and Business. He is one of the founding executives of MOTOR OIL, a member of the Board of Directors since the foundation of the Company, and the Chairman of the Audit Committee. Apart from MOTOR OIL he acted as General Manager for various Vardinogiannis Group companies for many years. He is also a member of the Board of Directors and of the Audit Committee of Piraeus Bank.

Mr. Nikolaos Th. Vardinogiannis is Non-Executive Director of Motor Oil Hellas Corinth Refineries SA. He studied Economics in England. He is one of the shareholders of a company active in the entertainment and television sector.

Mr. Antonios Th. Theocharis has been Non-Executive Independent Director of Motor Oil Hellas Corinth Refineries SA since May 30, 2006. He obtained a Masters degree in Management from NWC (Naval War College), United States. He has held managerial posts in companies active in shipping and the mass media.

The information contained in this report is prepared by Athens Exchange Group (ATHEX Group) and while all reasonable efforts have been used to ensure that the information contained herein is correct at the time of publication, it cannot be guaranteed as to its accuracy or completeness. This report is for informational purposes, based on publicly available data and does not constitute financial or investment advice, thus no liability is accepted by ATHEX group and/or any listed company. The present document is property of ATHEX Group and the rights over it are protected under the stipulations about intellectual property rights. Copyright © 2017 Athens Exchange Group.