

## Intracom Holdings Group reports sales and EBITDA growth. Backlog reaches € 1bn.

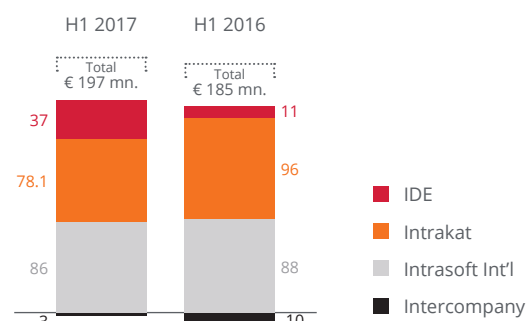
- Consolidated turnover of € 197.4 mn. versus € 185.4 mn. in H1 2016
- EBITDA of € 13.8 mn., increased by 14% in comparison to H1 2016
- EATAM of € 0.1 mn. versus losses of € 2.3 mn. in H1 2016
- New contracts signed: € 476 mn.
- Order Backlog as at 30/6/2017: € 919 mn.

**Paiania, 29 September 2017** - Intracom Holdings (ATHEX: INTKA) announces financial results for H1 2017, according to IFRS.

Group Headline Figures	H1 2017	H1 2016
Turnover	€ 197.4 mn.	€ 185.4 mn.
EBITDA	€ 13.8 mn.	€ 12.1 mn.
EBIT	€ 9.9 mn.	€ 7.8 mn.
EBT	€ 1.1 mn.	-€ 0.07 mn.
Taxes	-€ 2.3 mn..	-€ 2.2 mn.
EAT	-€ 1.2 mn.	-€ 2.3 mn.
Distributed to:		
- Equity holders of the Company	€ 0.1 mn.	-€ 2.3 mn.
- Non-controlling Interest	-€ 1.3 mn.	€ 0.0 mn.

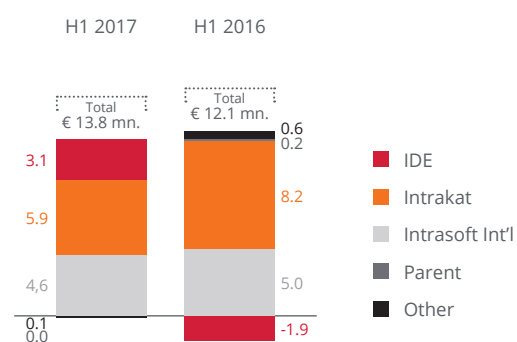
## Turnover

Consolidated turnover sums up to **€ 197.4 mn.**, increased by 6.5 % in comparison to € 185.4 mn. in H1 2016.



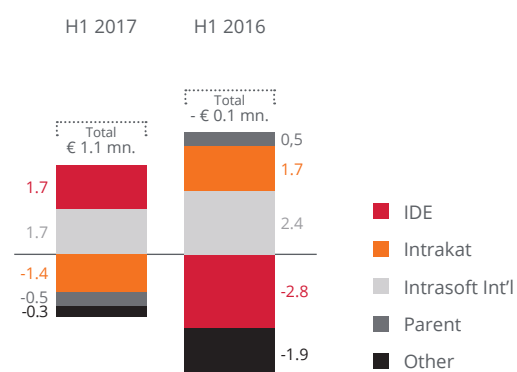
## EBITDA

Consolidated EBITDA amounted to **€ 13.8 mn.** versus € 12.1 mn. in H1 2016.



## EBT

Group EBT reached **€ 1.1 mn.** versus marginal losses of -€ 0.1 mn. in H1 2016. EATAM is also positive by € 0.1 mn. versus losses of € 2.3 mn. in H1 2016.



### Intrakat

Intrakat Group consolidated turnover, amounted to € 78.1 mn. from € 95.6 mn. in H1 2016, concluding to decrease in EBITDA from € 8.2 mn. to € 5.9 mn.

The new contracts signed with FRAPORT GREECE for the regional airports boosted the Group's activity. As at 30/6/2017 Intrakat Group reported backlog of **€ 484 mn.** and **new contracts** signed in H1 2017 summed up to € 378.4 mn. On top of the above mentioned backlog, the Group is the winning bidder for new projects of € 24 mn. that are expected to be signed.

Intrakat Group	H1 2017	H1 2016
Sales	€ 78.1 mn.	€ 95.6 mn.
EBITDA	€ 5.9 mn.	€ 8.2 mn.
EBT	-€ 1.4 mn.	€ 1.7 mn.

### Intrasoft International

Intrasoft International Group reported sales of **€ 86.0 mn.**, decreased by 2.4% (consolidated turnover H1 2016: € 88.0 mn.). The Group remains in profitability with EBT of € 1.7 mn. versus € 2.4 mn in 2016 respective period. Order Backlog at 30/6/2017 reaches € 360 mn., whereas new contracts signed in H1 2017 reached € 80 mn.

Intrasoft International Group	H1 2017	H1 2016
Sales	€ 86.0 mn.	€ 88.1 mn.
EBITDA	€ 4.6 mn.	€ 5.0 mn.
EBT	€ 1.7 mn.	€ 2.4 mn.

### IDE

IDE (Intracom Defense Electronics) highly performed in H1 2017 and not only in comparison to H1 2016, which as already mentioned was not indicative. Sales amounted at **€ 36.6 mn.**, EBITDA at € 3.2 mn. and EBT at € 1.7 mn. Order Backlog exceeds € 75 mn., and new orders signed reached € 17 mn.

IDE (Intracom Defense Electronics)	H1 2017	H1 2016
Sales	€ 36.6 mn.	€ 11.2 mn.
EBITDA	€ 3.2 mn.	-€ 1.9 mn.
EBT	€ 1.7 mn.	-€ 2.8 mn.

Intracom Holdings - Parent Company	H1 2017	H1 2016
Sales	€ 1.3 mn.	€ 1.4 mn.
EBITDA	€ 0.0 mn.	€ 0.2 mn.
EBT	-€ 0.5 mn.	-€ 1.4 mn.

## About Intracom Holdings

Founded in 1977, Intracom SA is listed on the Athens Stock Exchange since 1990. In December 2005 Intracom was transformed to a holding company under the name Intracom Holdings, being one of the largest multinational technology groups in South-Eastern Europe. The main core companies of the Group are: **Intrasoft International**: a leading European IT solutions and services group to governments, public organizations and private enterprises. **Intrakat**: one of the top five construction companies in Greece in advanced technology infrastructure, renewable energy, telecom, real estate and environmental projects. **IDE** (Intracom Defense Electronics): the leading defense electronics supplier in Greece. Intracom Holdings, as a group, has 2,645 employees and operates subsidiaries in 16 countries. For more information please visit: **[www.intracom.com](http://www.intracom.com)**

## Media contact

Christina Geronicola, Corporate Communications Director, Intracom Holdings  
T: +30 210 – 667 4418, E: [christina.geronicola@intracom.com](mailto:christina.geronicola@intracom.com)