

November 6, 2018

AξIANumbers Monthly Publication

Athens Exchange Group (ATHEX Group) publishes its Monthly Statistics Bulletin for October 2018.

Summary of basic statistical information for October 2018:

- Total Athens Stock Exchange (ATHEX) capitalization closed up at €36.83 billion, decreased by 6.2% since the previous month. In case that HFSF was not counted there was a decrease of 6.0%.
- Capital inflows from foreign investors in the Greek capital, during October, less outflows.
- Participation of foreign investors in the total market capitalization reached 65.5% compared to 65.6% at the end of previous month, decreased by 0.2%. In case the participation of HFSF capitalization is counted (€972.11 million or 2.6%) the participation of foreign investors amounts to 63.8% stable compared to the percentage at the end of previous month.
- Total turnover €1.09 billion (increased by 7.0% compared to the previous month and increased by 19.4% compared to the same month of the previous year).
- Total number of securities transferred due to settlement of stock exchange transactions amounted at 585,866,315 items increased by 26.8% compared to last month (462.182.669) and decreased by 35.8% compared to October 2017 (912,162,491 items).
- Foreign investors in October 2018 constituted 59.9% of total turnover.
- Active investors' Accounts number reached 16.53 thousand (previous month: 15.47 thousand).
- 621 New investors' Accounts (previous month: 599 Accounts).
- Losses in the price of ATHEX Composite Share Price Index by 7.5% since the end of previous month.

Transactions Value in October 2018 reached **€1,089.11** million (see Chart 1), **increased by 7.0%** since the previous month when transactions value reached €1,018.05 million. Compared to the same month of the previous year when transactions value was €912.51 million, marked an increase of 19.4%.

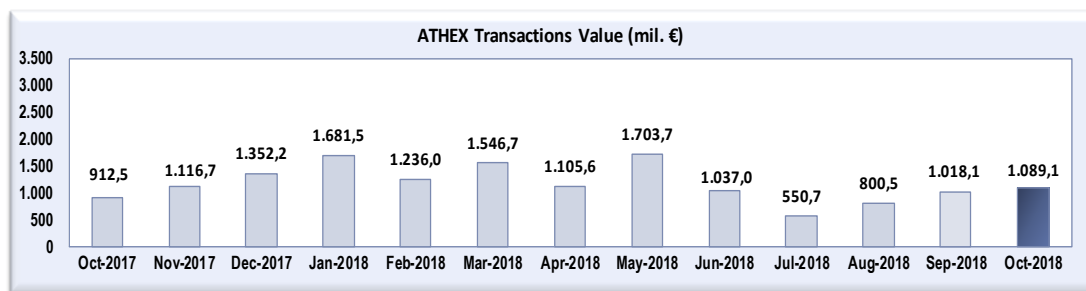


Chart 1

Correspondingly, **Average Daily Value (ADV) of Transactions** in October 2018 was **€47.35 million** which is **decreased compared to the previous month** (€50.90 million) and increased compared to the same month of the previous year (€41.48 million).

The number of **Active Investors Accounts for October** reached **16,525** accounts compared to 15,473 of the previous month (October 2017: 14,351).

In October 2018 there were **621 new Investor Accounts** created against the 599 new Accounts that had been created during the previous month.

Market capitalization of the Athens Stock Exchange by the end of October reached **€36.83 billion** (see Chart 2). Compared to capitalization at the end of the previous month, which was €39.25 billion, there was a decrease of 6.2%, whilst compared to market capitalization at the end of October 2017 which was €40.80 billion, the decrease was 9.7%.

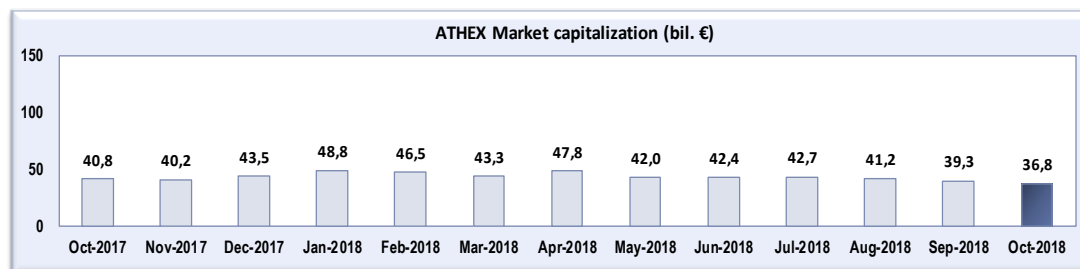


Chart 2

Trade Analysis based on origin of investors

In October 2018, **foreign investors as a whole accounted for outflows which reached €37.28 mil.** The **largest outflows** derived from Deposit-taking Corporations (€61.95 million), Non-Financial Corporations (€20.65 million), Non-MMF Investment Funds (€10.22 million), Money Market Funds (MMFs) (€2.47 million), while the **largest inflows** derived from Institutions and bodies of the European Union (€40.57 million), Other Financial Intermediaries except insurance corporations & pension funds (€14.48 million), Non-Profit Institutions serving Households (€1.65 million), Households (€1.02 million).

Greek investors were net buyers by €37.23 million, with **largest inflows** which related to Households (€21.78 million), Non-Financial Corporations (€21.51 million), Pension Funds (€6.13 million), Non-MMF Investment Funds (€4.60 million), Money Market Funds (MMFs) (€1.96 million) and **largest outflows** which related to Other Financial Intermediaries except insurance corporations & pension funds (€10.42 million), Deposit-taking Corporations (€8.09 million).

Foreign investors in October 2018 accounted for 59.9% of the transactions' value (in the previous month they realized 55.6%, while in October 2017 they had accounted for 55.0% of the transactions' value).

Greek Retail investors (households) in October 2018 accounted for 15.5% of the transactions' value (in the previous month they realized 17.2% of the transactions' value, while in October 2017 they had accounted for 18.5% of the transactions' value). (see Chart 3)

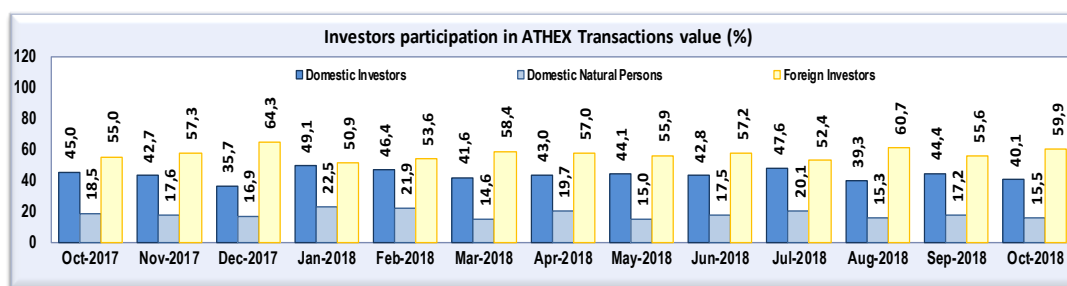


Chart 3

Investors' Participation in the Athens Stock Exchange

The participation of foreign investors in the capitalization of the Greek Exchange at the end of the month -if HFSF participation was included- would account to **63.8%**, stable compared to the percentage that was at the end of September 2018. If HFSF participation was not included the percentage would account to 65.5% from 65.6% that was at the end of September 2018. At the end of October 2017, foreign investors' participation was 62.4% (with the HFSF participation) and 65.0% (without the HFSF participation). (see chart 4).

The **Greek investors** at the end of the month held **36.2%** of the total capitalization of the ATHEX listed stocks.

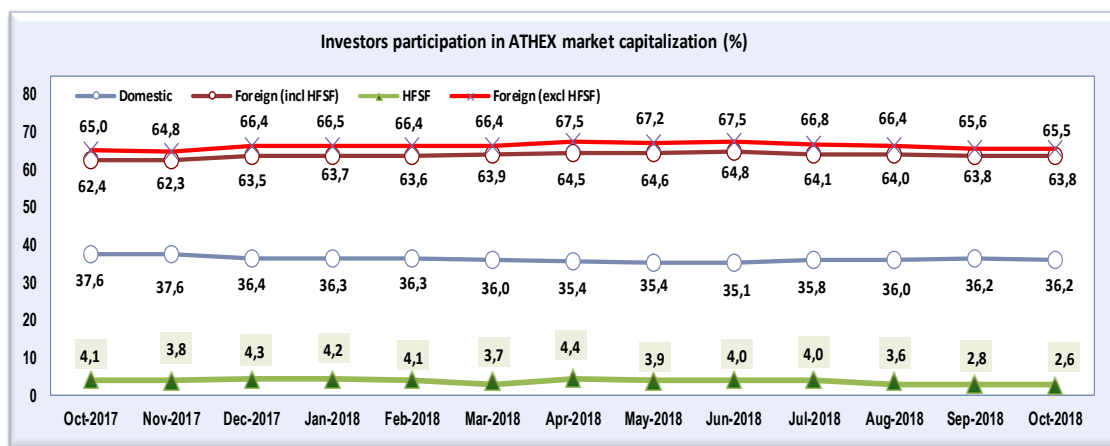


Chart 4

Important Note: In the chart above the percentage that remains refers to Other Not Identified Investors and it is below 2%.

For more information:

I. Chorianopoulou, Tel. 210 3366 565, e-mail: I.Chorianopoulou@athexgroup.gr

Athens Exchange Publications

Visit the relevant [link](#).

Tel: 210 33 66 565, E-mail: Information-Services-Dpt@athexgroup.gr



About Athens Exchange Group

The **Athens Stock Exchange** since its establishment in 1876, consistently participate in the financial and business developments in the country.

Athens Exchange Group (ATHEX Group), provides support to the Greek Capital Market. ATHEX Group operates the organized Equities and Derivatives markets, the alternative market and performs clearing and settlement of trades.

The Athens Stock Exchange, through its markets, offers solutions and financing tools to businesses, expands investor choice by providing a safe, stable and easy environment in full alignment with foreign practices and the European regulatory framework. It has held the ISO 22301:2012 foreign standard for Business Continuity, for all its companies, including all its operations as well as the products & services it provides.

In a period that the role of stock markets in exploring alternative ways of financing business, at a European level, is significantly enhanced, the Athens Exchange Group has taken a series of initiatives to highlight the attractiveness of the Greek Capital Market and the Greek companies to the foreign investment community and expand the variety of investment opportunities.

Its shares are traded on the Main Market of the Athens Stock Exchange (Symbol: EXAE).

The profiles of the ATHEX Group and its markets can be downloaded from the [link](#). More information can be found in the website www.athexgroup.gr.
