

19

Εναλλακτική Αγορά Ημερήσιο Δελτίο Συναλλακτικής Δραστηριότητας

Alternative Market
Daily Official List of Trading Activity

Tuesday, 25 June, 2019
Year: 12 Trading Day No: 117



ATHEXGROUP
Athens Exchange Group

Disclaimer:

Hellenic Exchanges – Athens Stock Exchange S.A. (HELEX), endeavors to ensure that the data and other material ("Information") presented on the Daily Official List of the Alternative Market (ena) are accurate and complete, but it is not liable for any errors or omissions of data or /and for the accuracy, credibility, updating and completeness of the aforesaid information nor it has any liability arising directly or indirectly from the use of the above Information.

All contents of the Daily Official List of the Alternative Market (ENA) are provided only for information purposes and do not constitute investment advice or solicitation to invest in securities or other products listed for trading on HELEX.

You acknowledge and agree that HELEX is the owner of any property rights related to any Information appearing on the Daily Official List of the Alternative Market (ENA) including intellectual property rights copyright, trademarks, etc.

The above data are a property of the Hellenic Exchanges – Athens Stock Exchange S.A. and are copyright protected. Users are forbidden to reproduce, modify, copy, sale, transmit or redistribute, by all reproduction means and methods, part or the whole of the above data, without reference to their source.

Hellenic Exchanges - Athens Stock Exchange S.A.

110 Athinon Ave., 10442 Athens, Tel: (210) 33.66.800, Fax: (210) 32.13.938

www.athexgroup.gr

Thessalonica Stock Exchange Center (T.S.E.C)

16-18 Katouni Str., Thessalonica 546 25 Tel: (2310) 567.667, Fax: (2310) 530.545

Athex Members Guarantee Fund

14-16 Fidiou Str., Athens 106 78, Tel: (210) 33.04.682, Fax: (210) 33.04.155

Hellenic Republic Capital Market Commission

1 Kolokotroni Str. & 1 Stadiou Str., Athens 10562 Tel: (210) 33.77.100 Fax: (210) 33.77.173

Table of Contents

Section 1: Trading Session Statistical Data

Summary of Market

Athex Indices

Analytic Figures for Athex Market's Boards and Categories

Section 2: Shares Transactions Data

Shares Transactions Data

Shares' Notes

Section 3: Shares Other Transactions Data

Blocks Data

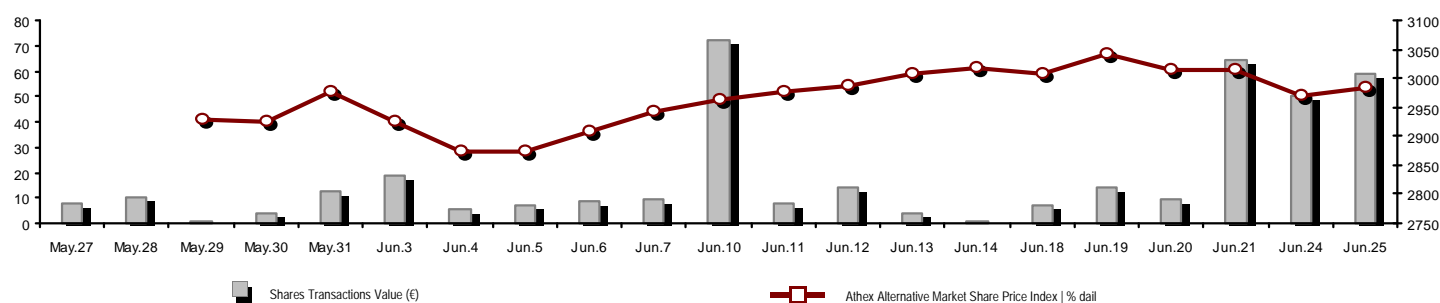
Rights Data

Section 4: Bonds Transactions Data

Non Convertible Corporate Bonds - Alternative Market

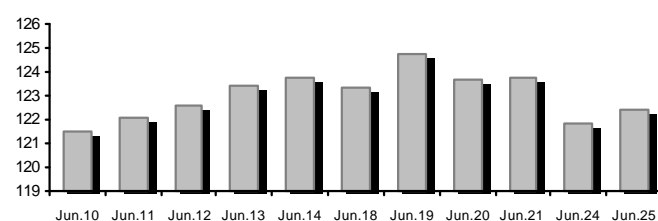
Summary of Market

Athex Alternative Market Share Price Index vs Shares Transactions Value



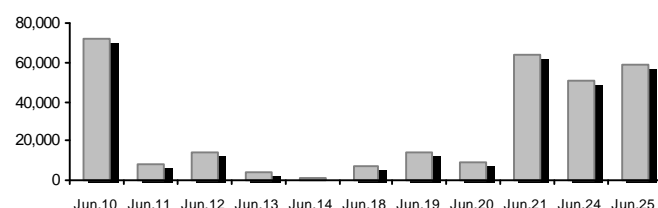
Total Transactions Value (€):	58,627.54
Athex Capitalisation (€):	122,415,480.12
Daily change: € %	604,708.50 0.50%
Yearly Avg Capitalisation: € % chng prev year Avg	117,693,600.37 18.16%
Athex Alternative Market Share Price Index % daily chng	2,983.56 0.50%
Athex Alternative Market Share Price Index Capitalisation (€)	122,415,480.12
Daily change (€)	604,708.50

Athex Capitalisation (€)



Shares Transactions Value (€)	58,627.54
Daily change: € %	8,392.74 16.71%
YTD Avg Trans. Value: € % chng prev year Avg	10,944.06 51.04%
Blocks of Shares Transactions Value (€)	0.00

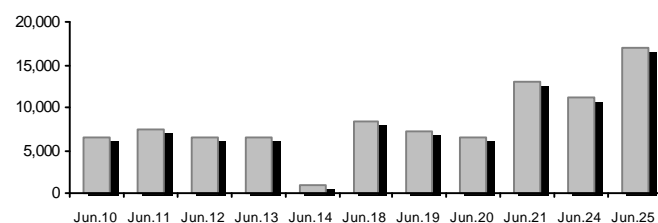
Value of Transactions (€)



Bonds Transactions Value (thou. €)	50.57
------------------------------------	-------

Shares Transactions Volume (pieces)	16,899.00
Daily change: pieces %	5,766.00 51.79%
YTD Avg Volume: pieces % chng prev year Avg	8,562.68 -36.75%
Blocks of Shares Transactions Volume (pieces)	0.00

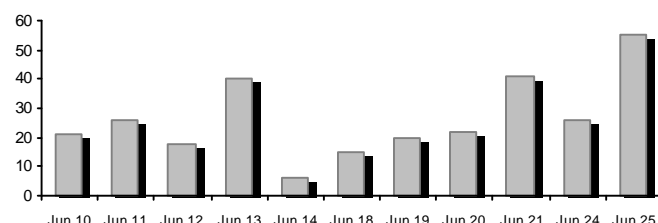
Volume of Transactions



Bonds Transactions Volume	50,000
---------------------------	--------

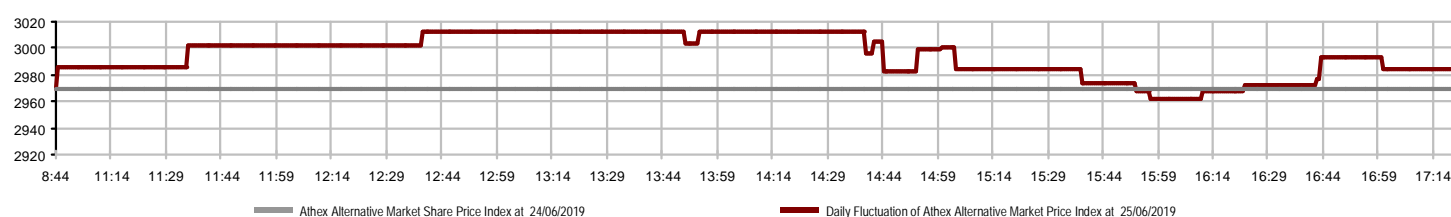
Shares Trades Number	55
Daily change: number %	29 111.54%
YTD Avg Derivatives Trades number % chng prev year Avg	23 75.02%
Number of Blocks of Shares	0

Number of Trades



Number of Bonds Transactions	2
------------------------------	---

Daily Fluctuation of Athex Alternative Market Price Index



Athex Indices

Index name	25/06/2019	24/06/2019	pts.	%	Min	Max	Year min	Year max	Year change
ATHEX Alternative Market Price Index	2,983.56 #	2,968.82	14.74	0.50%	2,962.12	3,012.40	2,486.18	3,040.76	18.60% #

Analytic Figures for Athex Market's Boards and Categories

	Total Traded Shares	
Totals	4	
Gain / Lose / Same:	1 / 2 / 1	
Athex Capitalisation (€)	122,415,480.12	
Daily Average Transactions Value (€)	10,944.06	
Shares Transactions Value (€)	58,627.54	
Main Board:	58,627.54	
Blocks Board:	0.00	
Forced Sales Board:	0.00	
Special Terms Board:	0.00	
Daily Average Transactions Volume	8,563	
Transactions Volume	16,899	
Main Board:	16,899	
Blocks Board:	0	
Forced Sales Board:	0	
Special Terms Board:	0	
Daily Average Number of Trades	23	
Number of Trades	55	
Main Board:	55	
Blocks Board:	0	
Forced Sales Board:	0	
Special Terms Board:	0	

Trading Details by Sector

Code	Sectors	Gain / Lose / Same	Number of Trades	Transactions Volume	Transactions Value	% of Total Trans. Value
8700	- Financial Services	0 / 1 / 0	7	1,800	31,510.00	53.75%
2700	- Industrial Goods & Services	0 / 0 / 1	15	3,250	1,824.00	3.11%
5300	- Retail	0 / 0 / 0	---	---	---	---
9500	- Technology	1 / 1 / 0	33	11,849	25,293.54	43.14%

Top 10 best & worst performing Shares

With positive Price change	Closing price	change	With negative Price change	Closing price	change
EPSILON NET (CR)	1.71	6.88% #	PERFORMANCE TECHNOLOGIES (CR)	2.46	-5.38% ⚡
FOODLINK S.A. (CR)	0.570	0.00% ↘	ALPHA TRUST (CR)	17.40	-0.57% ⚡

With the highest Transactions Value	Value (thou. €)	change	With the highest Transactions Volume	Volume	change
ALPHA TRUST (CR)	31.51	-0.57% ⚡	EPSILON NET (CR)	5,950	6.88% #
PERFORMANCE TECHNOLOGIES (CR)	15.07	-5.38% ⚡	PERFORMANCE TECHNOLOGIES (CR)	5,899	-5.38% ⚡
EPSILON NET (CR)	10.22	6.88% #	FOODLINK S.A. (CR)	3,250	0.00% ↘
FOODLINK S.A. (CR)	1.82	0.00% ↘	ALPHA TRUST (CR)	1,800	-0.57% ⚡

Number of Listed Shares	Nominal Value	Dividends [1]			Date of Last Coupon		Note	Shares	Closing price	% change	Previous closing price/date		Open price	Price min	Price max	Last price	Avg price	Last Bid [7]	Last Ask [7]	P/E after	Year	Volume	Trades	Transactions Value	Company Mkt Value (€) [3,5]	Year low	Year high	Sector[4]	
		2016	2017	2018	Dividend [2]	Right																							
773,313	0.300	---	0.5	0.42	04/06/2019	27/03/2018	---	ALPHA TRUST (CR)	17.40	-0.57 €	17.50	24/06/2019	17.50	17.30	17.60	17.50	17.51	100@17.50	300@17.70	---	---	1,800	7	31,510.00	13,455.65	17.00	18.00	8771	
1,760,000	0.600	---	---	---	---	11/06/2010	---	DIVERSA (CR)	4.48	---	γ	4.48	11/04/2019	---	---	---	---	---	---	134@4.48	-(6)-	2018	---	---	---	7,884.80	4.48	4.60	5371
10,600,010	0.360	---	---	---	19/08/2008	07/05/2008	---	DOPPLER (CR)	0.150	---	γ	0.150	18/06/2019	---	---	---	---	---	---	300@0.165	---	---	---	---	---	1,590.00	0.128	0.256	2757
4,456,000	0.300	0.13	0.13	---	19/07/2018	09/11/2016	---	ENTERSOFT (CR)	5.60	---	γ	5.60	24/06/2019	---	---	---	---	---	200@5.60	300@6.15	---	---	---	---	---	24,953.60	3.00	6.40	9537
11,175,440	0.300	---	---	---	28/12/2015	18/01/2019	---	EPSILON NET (CR)	1.71	6.88 #	1.60	24/06/2019	1.66	1.66	1.77	1.74	1.72	2500@1.69	50@1.74	---	---	5,950	23	10,222.00	19,110.00	1.15	1.88	9533	
9,784,000	0.600	---	---	---	05/05/2010	12/05/2008	---	EUROXX (CR)	1.70	---	γ	1.70	14/03/2019	---	---	---	---	---	---	3000@1.80	---	2018	---	---	---	16,632.80	1.70	1.88	8777
23,346,786	0.300	---	---	---	12/06/2012	15/03/2018	---	FOODLINK S.A. (CR)	0.570	---	γ	0.570	24/06/2019	0.550	0.550	0.570	0.570	0.561	1000@0.560	270@0.575	---	---	3,250	15	1,824.00	13,307.67	0.460	0.695	2777
7,300,000	0.500	---	---	---	06/07/2009	28/02/2008	---	MEDITERRA (CR)	0.900	---	γ	0.900	31/05/2019	---	---	---	---	---	---	1304@0.910	31.99	2018	---	---	---	6,570.00	0.615	0.900	5337
3,333,500	0.300	---	---	---	14/07/2011	09/12/2008	---	OPTRONICS TECHNOLOGIES (CR)	1.77	---	γ	1.77	20/04/2018	---	---	---	---	---	---	---	15.65	2018	---	---	---	5,900.30	1.77	1.77	9578
3,908,990	0.300	---	0.0353	---	22/10/2018	17/09/2008	---	PERFORMANCE TECHNOLOGIES (C	2.46	-5.38 €	2.60	24/06/2019	2.50	2.46	2.70	2.46	2.56	1@2.46	1200@2.60	---	---	5,899	10	15,071.54	9,616.12	2.24	3.00	9533	
857,210	1.05	---	---	---	08/06/2010	12/03/2010	---	VIDAVO (CR)	3.96	---	γ	3.96	13/05/2019	---	---	---	---	---	---	200@3.96	---	2018	---	---	---	3,394.55	3.96	3.96	9533

Shares' Notes

Code	Note text
()	- Adjusted dividends.
*	- Last adjusted closing price.
[1]	- Net dividends.
[2]	- The "Date of Last Coupon" for New listings refers to the date company's stocks started to trade in Athex
[3]	- The Company Market Value is referred to the number of listed shares
[4]	- Sectors codification can be found in Appendix A
[5]	- The Market Value refers to the total number of shares listed (including their several classes) in the exchange by the company.
[6]	- P/E greater than 100
[7]	- Last view of the Order Book before the end of the trading session

Blocks Data

Stocks	Block Volume	Price	Block Trade Value	Time of approval	Note
No Blocks Transactions.					

Blocks Notes

- 2 - SPOT 1 or SPOT 2 Packet

3 - Block with Short Selling

4 - Buy to Close Block

6 - Simultaneous Constitution

7 - Repurchase Agreement

8 - Dispersion's Achievement (Not Listed)

9 - Dispersion's Achievement (Listed)

10 - Share Capital Majority of Greek State (> 50 bil)

11 - Total Assets > 500 bil

12 - Sell Offer through Athex

13 - Forced Sale of NMOE

14 - Restoration Packet

15 - Market Maker Packet

16 - Short Selling

18 - SPOT 1 Packet

20 - Method 6-1 Packet

Rights Data

Occured date	Exercise from	Exercise until	Trading until	Rights	Price min	Price max	Closing price	Last Bid	Last Ask	Volume	Trades	Transactions Value
-----------------	------------------	-------------------	------------------	--------	--------------	--------------	------------------	----------	----------	--------	--------	-----------------------

No Rights Transactions.

Non Convertible Corporate Bonds - Alternative Market

Num Listed Bonds	Nominal price	Issue price	Today's Rate	Exp. Date	Duration (years)	Note	Coupon attached		Trading	Non Convertible Corporate Bonds -	Accrued Int.	Yield.T.Mat	Price min	Price max	Closing price	Previous closing price/date		Volume	Transactions Value	Last order		Date	Year min	Year max
							Common	Preferred								Price	Buy / Sell							
6,000,000	1.00	1.00	5.30	31/08/2022	5	---	8	---	1	M.L.S. MULTIMEDIA S.A. (Non Convertible)	0.0040	4.8140	---	---	---	100.0450	21/06/2019	---	---	100.0000	B	25/06/2019	98.6912	102.5000
6,500	1,000.00	1,000.00	5.50	22/12/2024	7	---	4	---	1	DELTA TECHNIKH S.A. (Non Convertible)	0.4583	4.9160	---	---	---	100.7470	20/06/2019	---	---	98.5121	B	25/06/2019	99.8000	101.4000
400	10,000.00	10,000.00	5.30	11/07/2020	4	---	12	---	1	M.L.S. MULTIMEDIA S.A. (Non Convertible)	113.3611	4.5730	100.0000	100.0000	100.0000	99.5000	24/06/2019	50,000	50,566.81	99.0000	B	25/06/2019	98.3000	102.0000

Corporate Bonds Notes

Transactions Volume = (Pieces) * (Nominal Price). Transactions Value = (Pieces) * (Nominal Price) * (price %) + (Accrued interest).
The price of a Bond is stated as a percentage (%) of Bond's Nominal Price.
Nominal Price in Euros (€), except if it is noted differently.



ATHEX
Athens Stock Exchange

Λεωφ. Αθηνών 110 104 42 Αθήνα
110, Athinon Ave. GR 104 42 Athens
tel. (+30)210-33.66.800, fax (+30)210-33.66.101
www.athexgroup.gr