

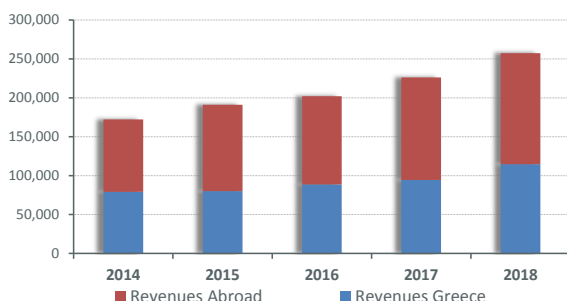


Website: <http://www.alumil.com>
 Bloomberg code: ALMY:GA
 Reuters code: ALMr.AT
 ISIN code: GRS289103004

COMPANY PROFILE

Aluminum extrusion industry.

REVENUE ANALYSIS (in € 000)



Revenues from abroad represented the 55.43% of the group's annual turnover in 2018.

OVERVIEW - TRADING DATA

OVERVIEW - TRADING DATA 1 Year (data of period 01/05/2018 - 30/04/2019)

Symbol:	ALMY
Athex Market:	MAIN MARKET
Listing in Athex:	January 26, 1998
Sector Classification:	Basic Resources
Subsector Classification:	Aluminum
Market Cap (Mil. €): (30 April 2019)	8,807
Shares Outstanding (number): (30 April 2019)	22,016,250
Average Spread (%):	3.97
Market Liquidity (%):	4.59%
Average Trading volume (no of shares):	2,450.9
Total Value of transactions (€):	2,094,869
Days to trade (1% of outstanding amount):	12.2
Free Float (30 April 2019):	28.90%
Turnover Velocity (F.F. Weighted):	58.48%
Historic Volatility	30 days 60 days 90 days
(annualised %)	25.12% 29.10% 45.25%

GROUP STRUCTURE

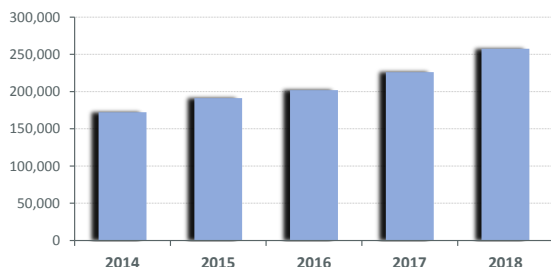
ALOUMIL S.A. - Parent	Location	% Holding
GA PLASTICS S.A.	GREECE	50%
METRON AUTOMATISM S.A.	GREECE	66%
ALUTRADE	GREECE	93.34%
EGYPTIAN FOR ALUMINIUM TRADE SAE	EGYPT	99%
ALUMIL BULGARIA SRL	BULGARIA	99.98%
ALUMIL FRANCE SAS	FRANCE	97%
ALUMIL DEURSCLAND GMBH	GERMANY	100%
ALUMIL CY LTD	CYPRUS	99.70%
ALUMIL GROUP LTD	CYPRUS	100%
ALUMIL MOLDAVIA SRL	MOLDAVIA	70%
ALUMIL ROM INDUSTRY SA	ROMANIA	55.90%
ALUMIL YU INDUSTRY SA	SERBIA	48.35%
ALUMIL SKOPJE DOO	SKOPJE	99.89%
ALUMIL GULF FZC	UAE	99.00%
ALUMIL LLC	UKRAINA	100%
ALUMIL FABRICATION INC	U.S.A.	91.44%

COMPANY'S PERFORMANCE

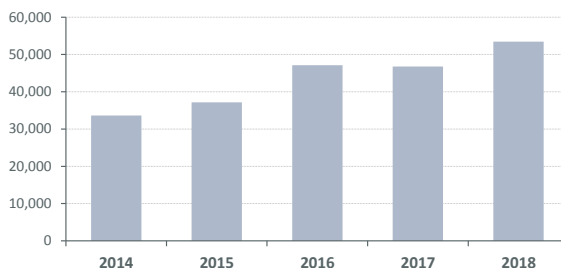
FINANCIAL OVERVIEW (Consolidated)

(in 000)	2014	2015	2016	2017	2018
Revenues	172,245	191,152	202,073	226,176	257,469
Gross Profit	33,629	37,179	47,116	46,769	53,430
EBIT	-414	836	7,495	-14,788	8,147
EBITDA	8,359	8,569	15,393	-6,667	16,312
Profit before tax	-11,195	-7,752	145	-25,038	410
Profit after tax	-10,475	-8,051	89	-18,102	144
Total Equity	69,009	63,450	64,902	46,125	44,102
E.P.S.	-0.490	-0.46	-0.14	-0.94	-0.01
ROE	-15.18%	-12.69%	0.14%	-39.25%	0.33%

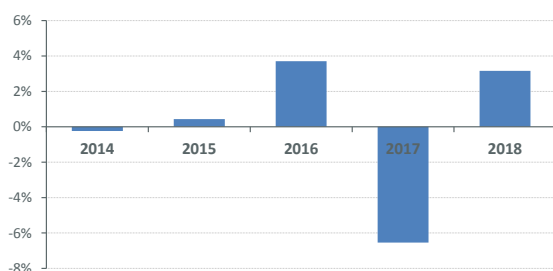
Revenues (in 000)



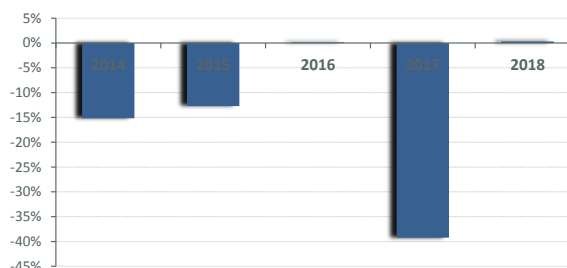
GROSS PROFIT (in 000)



Operating Margin



Return On Equity (ROE)



MAJOR SHAREHOLDERS (>5%)

Name	%
MYLONAS GEORGIOS	47.10%
MYLONA EVaNGELIA	24.00%
Total	71.10%

BOARD OF DIRECTORS

Name	Qualification
MILONAS A. GEORGIOS	PRESIDENT/CEO
MILONA A. EVAGELIA	VICE PRESIDENT/EXECUTIVE MEMBER
DOUKIDIS I. GEORGIOS	NON EXECUTIVE MEMBER
KAILAKIS I. NIKOLAOS	INDEPENDENT NON EXECUTIVE MEMBER
TSIOTRAS D. GEORGIOS	INDEPENDENT NON EXECUTIVE MEMBER

The information contained in this report is prepared by Athens Exchange Group (ATHEX Group) and while all reasonable efforts have been used to ensure that the information contained herein is correct at the time of publication, it cannot be guaranteed as to its accuracy or completeness. This report is for informational purposes, based on publicly available data and does not constitute financial or investment advice, thus no liability is accepted by ATHEX group and/or any listed company.

The present document is property of ATHEX Group and the rights over it are protected under the stipulations about intellectual property rights.