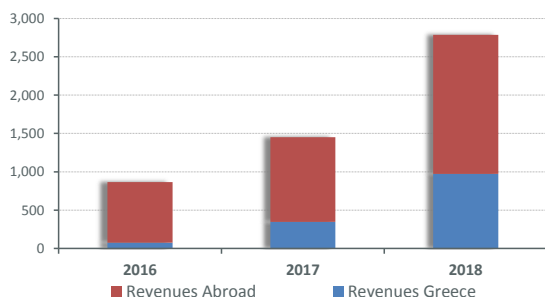


COMPANY PROFILE

CENTRIC Holdings was founded in 1995 and its shares are listed in Athens Exchange since 2020. Centric's core activity is to participate in online entertainment companies. Its subsidiaries cooperate with Sportingbet Plc, now a subsidiary of Gaming VC, in the exploitation of "Sportingbet" and "VistaBet" brands. Additionally, Centric owns minority stakes in companies that are active in the shipping industry, while it is also active in the Renewable Energy Sector.

REVENUE ANALYSIS (in € 000)



Revenues from abroad represented the 65.07% of the group's annual turnover in 2018.

OVERVIEW - TRADING DATA

OVERVIEW - TRADING DATA 1 Year (data of period 01/05/2018 - 30/04/2019)

Symbol:	CENTR		
Athex Market:	MAIN MARKET		
Listing in Athex:	August 2, 2002		
Sector Classification:	Travel & Leisure		
Subsector Classification:	Gambling		
Market Cap (Mil. €): (30 April 2019)	22,247		
Shares Outstanding (number): (30 April 2019)	101,123,806		
Average Spread (%):	5.60		
Market Liquidity (%):	4.59%		
Average Trading volume (no of shares):	5,682.8		
Total Value of transactions (€):	9,976,676		
Days to trade (1% of outstanding amount):	12.2		
Free Float (30 April 2019):	37.22%		
Turnover Velocity (F.F. Weighted):	58.48%		
Historic Volatility	30 days	60 days	90 days
(annualised %)	25.12%	29.10%	45.25%

GROUP STRUCTURE

Centric Holdings S.A. - Parent	Location	% Holding
E.C.N. Malta Holdings Ltd	Malta	51%
Lex Online Entertainment Ltd	Malta	48%
Vista Online Entertainment Ltd	Malta	48%
Barda Investments Ltd	BVI	48%
E.C.N. Management Ltd	UK	51%
Vista Gaming On line Ltd	UK	48%
Zatrix Holdings Ltd	Malta	100%
Zatrix Ltd	Malta	100%
FSM Holdings Ltd	Malta	100%
Playseas Ltd	Malta	100%
Playseas Cruises Ltd	Malta	100%
Playseas IKE	Greece	100%
Hipo Holdings Ltd	Malta	100%
Sunflow IKE	Greece	100%
Chicken Stories IKE	Greece	95%
Grandbay Ltd	UK	100%
Bright Sky SA	Greece	100%

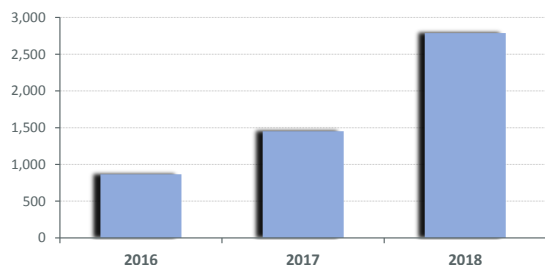
COMPANY'S PERFORMANCE

FINANCIAL OVERVIEW (Consolidated)

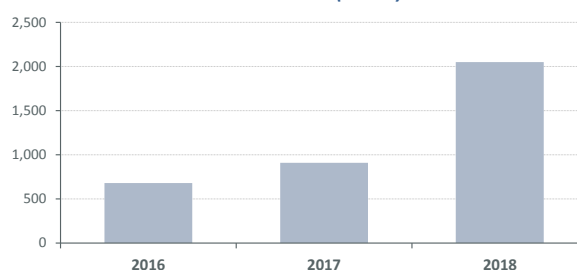
(in 000)	2014	2015	2016	2017*	2018
Revenues	1,040,294	858,958	866	1,452	2,787
Gross Profit	14,257	10,482	679	908	2,051
EBIT	2,756	-1,218	-1,024	-1,646	-2,441
EBITDA	3,167	-822	-615	-1,221	-1,941
Profit before tax	445	-2,759	-1,023	-1,654	-2,190
Profit after tax	-402	-3,344	-3,268	-12,667	4,973
Total Equity	46,107	42,305	38,919	23,497	26,724
E.P.S.	-0.020	-0.04	-0.04	-0.14	0.03
ROE	-0.87%	-7.90%	-8.40%	-53.91%	18.61%

*In Nov. 2017 took place the sale of intangible assets of CENTRIC group to the GVC Holdings Plc Group.

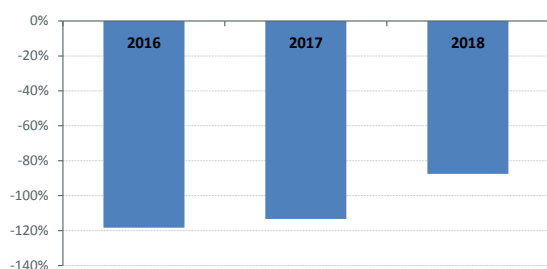
Revenues (in 000)



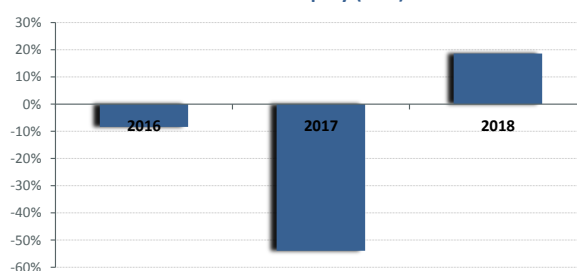
GROSS PROFIT (in 000)



Operating Margin



Return On Equity (ROE)



MAJOR SHAREHOLDERS (>5%)

Name	%
ONTONI RODOLFOS	8.46%
J & E INVESTMENTS LTD	9.97%
ADION ENTERPRICES LTD	15.92%
ELANATIS LTD	28.43%
Total	62.78%

BOARD OF DIRECTORS

Name	Qualification
MARINAKOS S. NIKOLAOS	PRESIDENT/EXECUTIVE MEMBER
ARBANITI N. MARIA	CEO/EXECUTIVE MEMBER
VLASSEROS P. EMMANUEL	NON EXECUTIVE MEMBER
TSAGKLIS P. GEORGIOS	INDEPENDENT NON EXECUTIVE MEMBER
PEFANIS G. DIMITRIOS	INDEPENDENT NON EXECUTIVE MEMBER

The information contained in this report is prepared by Athens Exchange Group (ATHEX Group) and while all reasonable efforts have been used to ensure that the information contained herein is correct at the time of publication, it cannot be guaranteed as to its accuracy or completeness. This report is for informational purposes, based on publicly available data and does not constitute financial or investment advice, thus no liability is accepted by ATHEX group and/or any listed company.

The present document is property of ATHEX Group and the rights over it are protected under the stipulations about intellectual property rights. Copyright © 2019 Athens Exchange Group.