

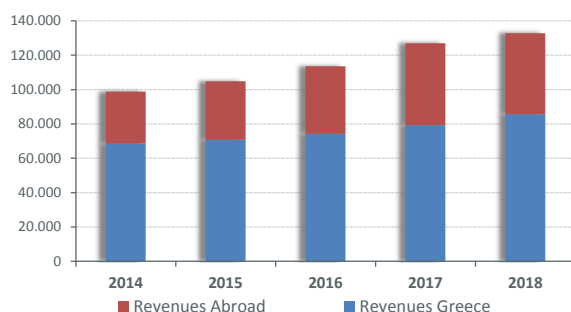


Website: <http://www.elton.gr>
 Bloomberg code: ELTON:GA
 Reuters code: ELNr.AT
 ISIN code: GRS397003005

COMPANY PROFILE

ELTON CHEMICAS S.A. has been established in 1981 by converting the pre-existing company ELTON INDUSTRIAL CHEMICALS LTD. Initially, the company engages in the trading of chemical raw materials for the production of medicine and cosmetics. Main activity of the company is the import, export, representation and marketing of chemicals and other specialty products, which serve mainly as raw materials in various industries.

REVENUE ANALYSIS (in € 000)



Revenues from abroad represented the 35,44% of the group's annual turnover in 2018.

OVERVIEW - TRADING DATA

OVERVIEW - TRADING DATA 1 Year (data of period 01/05/2018 - 30/04/2019)

Symbol:	ELTON		
Athex Market:	MAIN MARKET		
Listing in Athex:	August 4, 2000		
Sector Classification:	Chemicals		
Subsector Classification:	Commodity Chemicals		
Market Cap (Mil. €): (30 April 2019)	43.303		
Shares Outstanding (number): (30 April 2019)	26.730.187		
Average Spread (%):	2,26		
Market Liquidity (%):	2,08%		
Average Trading volume (no of shares):	11.328,6		
Total Value of transactions (€):	1.875.625		
Days to trade (1% of outstanding amount):	32,7		
Free Float (30 April 2019):	29,62%		
Turnover Velocity (F.F. Weighted):	23,58%		
Historic Volatility	30 days	60 days	90 days
(annualised %)	29,54%	30,58%	32,37%

GROUP STRUCTURE

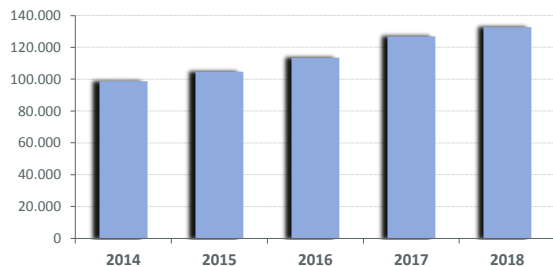
ELTON S.A. - Parent	% Holding
ELTON CORPORATION ROMANIA S.A.	100%
ELTON CORPORATION BULGARIA EOOD	100%
ELTON CORPORATION SERBIA DOO	100%
ELTON PLS S.A.	100%
ELTON CORPORATION L.L.C.	100%
ELTON MARMARA KIMYA SANAYI VE TICARET A.S	70%

COMPANY'S PERFORMANCE

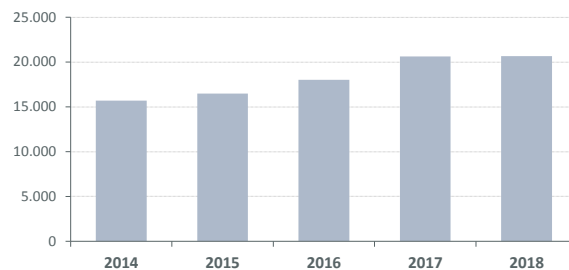
FINANCIAL OVERVIEW (Consolidated)

(in 000)	2014	2015	2016	2017	2018
Revenues	98.782	104.816	113.521	126.923	132.710
Gross Profit	15.687	16.471	18.023	20.626	20.673
EBIT	5.520	4.865	4.991	5.862	6.301
EBITDA	6.299	5.724	5.886	6.743	7.263
Profit before tax	4.641	3.617	3.605	4.594	5.114
Profit after tax	3.493	2.698	2.645	3.357	3.492
Total Equity	44.547	47.441	49.587	50.395	51.786
E.P.S.	0,130	0,10	0,10	0,12	0,13
ROE	7,84%	5,69%	5,33%	6,66%	6,74%

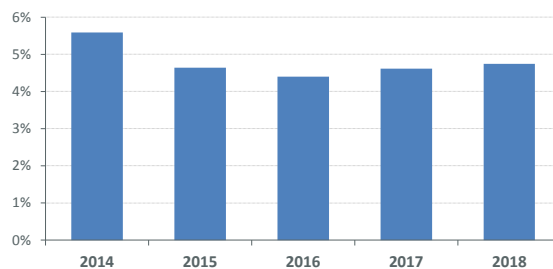
Revenues (in 000)



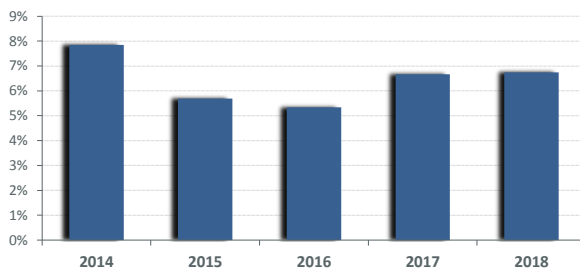
GROSS PROFIT (in 000)



Operating Margin



Return On Equity (ROE)



MAJOR SHAREHOLDERS (>5%)

Name	%
PAPATHANASIOU NESTOR	35,27%
PAPATHANASIOU ELENI	17,60%
PAPATHANASIOU PANAGIOTA	10,38%
PAPATHANASIOU ALKISTI	7,13%
Total	70,38%

BOARD OF DIRECTORS

Name	Qualification
PAPATHANASIOU D. NESTORAS	PRESIDENT/CEO/EXECUTIVE MEMBER
PAPATHANASIOU N. ALKISTI	EXECUTIVE MEMBER
ANDREOU I. KETI	EXECUTIVE MEMBER
EPAMEINONDAS TAFLAMPAS	EXECUTIVE MEMBER
DIMITRIOS GIOTOPOYLOS	EXECUTIVE MEMBER
PAPATHANASIOU N. ELEKTRA	NON EXECUTIVE MEMBER
CHATZIS G. MICHAEL	INDEPENDENT NON EXECUTIVE MEMBER
POULIS K. CHRISTOS	INDEPENDENT NON EXECUTIVE MEMBER

The information contained in this report is prepared by Athens Exchange Group (ATHEX Group) and while all reasonable efforts have been used to ensure that the information contained herein is correct at the time of publication, it cannot be guaranteed as to its accuracy or completeness. This report is for informational purposes, based on publicly available data and does not constitute financial or investment advice, thus no liability is accepted by ATHEX group and/or any listed company.

The present document is property of ATHEX Group and the rights over it are protected under the stipulations about intellectual property rights. Copyright © 2019 Athens Exchange Group.