

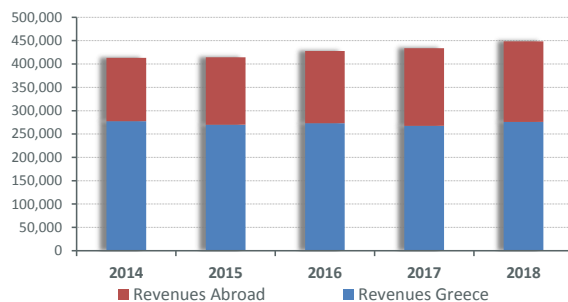
COMPANY PROFILE

FOURLIS GROUP is one of the leading group of companies in Greece and the Balkans in providing quality consumer durable goods. Our Strategy is the expansion through companies focused in retail commerce.

The group is active in two key divisions:

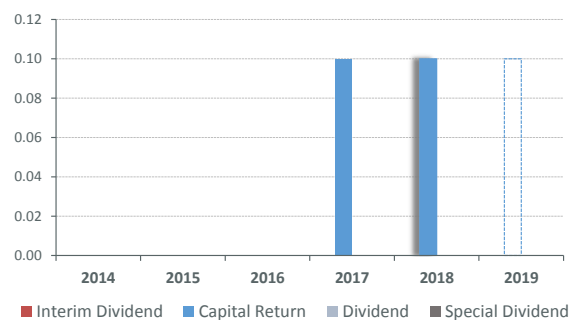
- Retail Home Furnishing through the franchise of IKEA stores in Greece, Cyprus and Bulgaria,
- Retail Sporting Goods through the franchise of INTERSPORT stores in Greece, Cyprus, Romania, Bulgaria and Turkey along with THE ATHLETE'S FOOT stores in Greece and Turkey.

REVENUE ANALYSIS (in € 000)



Revenues from abroad represented the 38.48% of the group's annual turnover in 2018.

DIVIDEND POLICY & CAPITAL RETURN (in €)



* The Annual General Meeting of Shareholders on June 14th 2019 decided the capital return distribution in the amount of €0.10 per share.
 (Ex capital return date: July 23rd 2019)

OVERVIEW - TRADING DATA

OVERVIEW - TRADING DATA 1 Year (data of period 01/05/2018 - 30/04/2019)

Symbol:	FOYRK		
Athex Market:	MAIN MARKET		
Listing in Athex:	April 21, 1988		
Sector Classification:	Personal & Household Goods		
Subsector Classification:	Durable Household Products		
Market Cap (Mil. €): (30 April 2019)	279,759		
Shares Outstanding (number): (30 April 2019)	51,807,314		
Average Spread (%):	0.49		
Market Liquidity (%):	20.17%		
Average Trading volume (no of shares):	312,821.8		
Total Value of transactions (€):	15,456,387		
Days to trade (1% of outstanding amount):	8.4		
Free Float (30 April 2019):	82.63%		
Turnover Velocity (F.F. Weighted):	29.62%		
Historic Volatility	30 days	60 days	90 days
(annualised %)	22.26%	21.95%	26.15%

GROUP STRUCTURE

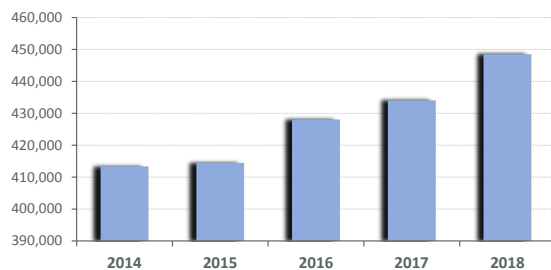
FOURLIS HOLDINGS SA - Parent	% Holding
Housemarket S.A. (IKEA)	100%
Intersport Athletics S.A.	100%
Trade Logistics S.A.	100%
RENTIS REAL ESTATE S.A.	100%
Genco Trade s.r.l.	98.43%
Genco Trade s.r.l.	1.57%
Genco Bulgaria Ltd	100%
H.M. Housemarket (Cyprus) Ltd (IKEA)	100%
Housemarket (Bulgaria) AD (IKEA)	100%
Intersport Athletics (Cyprus) Ltd	100%
WYLDDES LIMITED LTD	100%
INTERSPORT ATLETİK MAĞAZACILIK VE DIŞ	100%

COMPANY'S PERFORMANCE

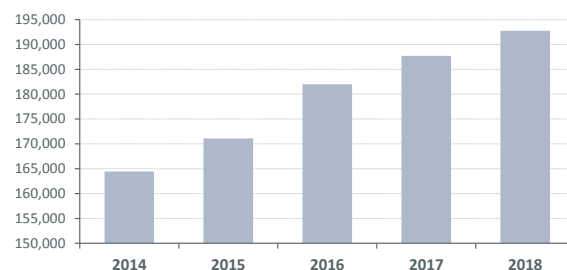
FINANCIAL OVERVIEW (Consolidated)

(in 000)	2014	2015	2016	2017	2018
Revenues	413,370	414,442	428,068	434,059	448,486
Gross Profit	164,455	171,094	181,985	187,712	192,758
EBIT	5,668	19,268	24,411	27,892	30,212
EBITDA	25,908	32,608	38,441	41,837	44,269
Profit before tax	-9,137	2,517	7,695	14,532	18,470
Profit after tax	-11,475	253	6,009	10,039	14,291
Total Equity	158,433	157,615	163,605	167,869	173,745
E.P.S.	-0.225	0.01	0.12	0.19	0.28
ROE	-7.24%	0.16%	3.67%	5.98%	8.23%

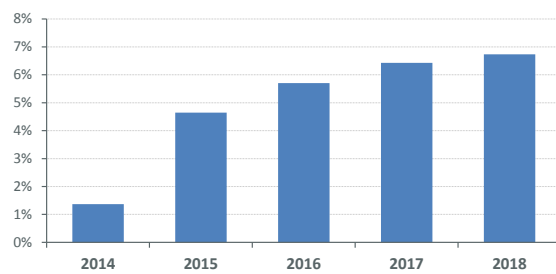
Revenues (in 000)



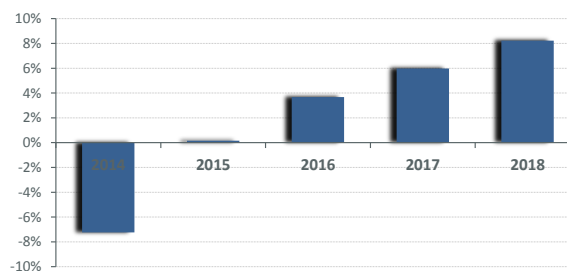
GROSS PROFIT (in 000)



Operating Margin



Return On Equity (ROE)



MAJOR SHAREHOLDERS (>5%)

Name	%
FOURLI DAFNI	17.37%
Total	17.37%

BOARD OF DIRECTORS

Name	Qualification
FOURLIS S. VASILIOS	PRESIDENT/EXECUTIVE MEMBER
FOURLI DAFNI	VICE PRESIDENT/EXECUTIVE MEMBER
BASSILAKIS T. EFTICHIOS	VICE PRESIDENT/NON EXECUTIVE MEMBER
PETALAS D. APOSTOLOS	CEO/EXECUTIVE MEMBER
LIDA S. FOURLI	EXECUTIVE MEMBER
BREBOS IOANNIS	NON EXECUTIVE MEMBER
TRYPOSKIADIS PAVLOS	INDEPENDENT NON EXECUTIVE MEMBER
KOSTOPOULOS A. IOANNIS	INDEPENDENT NON EXECUTIVE MEMBER
WATSON DAVID	INDEPENDENT NON EXECUTIVE MEMBER

The information contained in this report is prepared by Athens Exchange Group (ATHEX Group) and while all reasonable efforts have been used to ensure that the information contained herein is correct at the time of publication, it cannot be guaranteed as to its accuracy or completeness. This report is for informational purposes, based on publicly available data and does not constitute financial or investment advice, thus no liability is accepted by ATHEX group and/or any listed company.

The present document is property of ATHEX Group and the rights over it are protected under the stipulations about intellectual property rights.