



Website: <http://www.mytilineos.gr>
 Bloomberg code: MYTIL:GA
 Reuters code: MYTr.AT
 ISIN code: GRS393503008

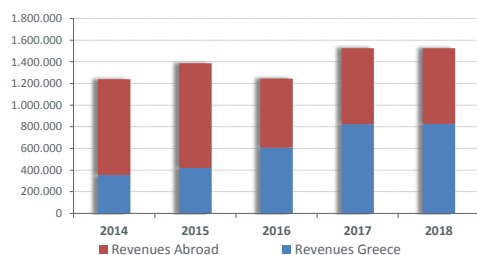
COMPANY PROFILE

MYTILINEOS Group was established in 1990 and evolved from a family metallurgy business, founded back in 1908, to one of the leading Industrial business Groups in Greece. With more than 2.700 employees and a turnover that surpassed €1.3 billion for 2015, the Company is an eminent European business Group in the sectors of Energy, Metallurgy and Construction, listed on the Athens Stock Exchange since 1995 and its share included as a constituent of the FTSE-25 large-capitalization index.

In regards to the Construction sector, METKA S.A. is the spearhead of the Group's activity, a leading international contractor in large-scale turn-key power plant projects and an industrial high expertise manufacturing group, acting within Infrastructure and Defense sectors. In the Metallurgy sector, with ALUMINIUM OF GREECE, the Group operates the largest vertically integrated aluminium and alumina produced in the EU, along with DELPHI – DISTOMON, the second largest bauxite producer in Greece and in Europe, also a subsidiary of MYTILINEOS Group.

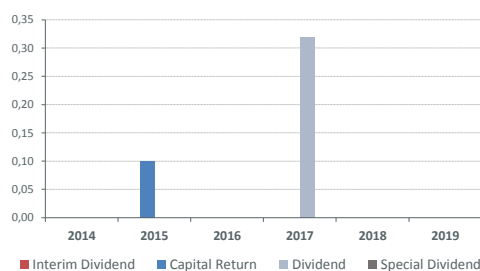
As far as the energy domain is concerned, in the last ten years, MYTILINEOS Group has evolved in the dominant independent power producer in Greece, with a unique portfolio of energy assets of PROTERGIA S.A. PROTERGIA is also active in the supply of electrical power with the aim to provide electricity to businesses, professionals and households, responding to the customers' needs for competitive prices and modern, reliable services. The Group is also dynamically present in the supply and trading of natural gas through M&M Gas, which was established in 2010 by the MYTILINEOS and MOTOR OIL Groups.

REVENUE ANALYSIS (in € 000)



Revenues from abroad represented the 45,80% of the group's annual turnover in 2018.

DIVIDEND POLICY & CAPITAL RETURN (in €)



* In the Annual General Meeting of Shareholders

on June 24th 2019 will be proposed dividend for FY 2018.
 (Ex-dividend date: June 26rd 2019)

OVERVIEW - TRADING DATA

OVERVIEW - TRADING DATA 1 Year (data of period 01/05/2018 - 30/04/2019)

Symbol:	MYTIL		
Athex Market:	MAIN MARKET		
Listing in Athex:	July 31, 1995		
Sector Classification:	Industrial Goods & Services		
Subsector Classification:	Diversified Industrials		
Market Cap (Mil. €): (30 April 2019)	1.381.043		
Shares Outstanding (number): (30 April 2019)	142.891.161		
Average Spread (%):	0,17		
Market Liquidity (%):	4,59%		
Average Trading volume (no of shares):	1.738.065,6		
Total Value of transactions (€):	50.539.977		
Days to trade (1% of outstanding amount):	12,2		
Free Float (30 April 2019):	73,46%		
Turnover Velocity (F.F. Weighted):	58,48%		
Historic Volatility	30 days	60 days	90 days
(annualised %)	25,12%	29,10%	45,25%

GROUP STRUCTURE

MYTILINEOS S.A.	Greece	Parent
SERVISTEEL	Greece	99,98%
RODAX ROMANIA SRL	Romania	100,00%
ELEMKA S.A.	Greece	83,50%
DROSCO HOLDINGS LIMITED	Cyprus	83,50%
BRIDGE ACCESSORIES & CONSTRUCTION SYSTEMS S.A.	Greece	62,63%
METKA BRAZI SRL	Romania	100,00%
POWER PROJECT SANAYI INSAAT TICARET LIMITED SIRKETI	Turkey	100,00%
DELFI DISTOMON A.M.E.	Greece	100,00%
DESFINA SHIPPING COMPANY	Greece	100,00%
ST. NIKOLAOS SINGLE MEMBER P.C.	Greece	100,00%
RENEWABLE SOURCES OF KARYSTIA S.A.	Greece	100,00%
SOMETRA S.A.	Romania	92,79%
STANMED TRADING LTD	Cyprus	100,00%
MYTILINEOS FINANCE S.A.	Luxembourg	100,00%
RDA TRADING	Guernsey Islands	100,00%
MYTILINEOS BELGRADE D.O.O.	Serbia	100,00%
MYVEKT INTERNATIONAL SKOPJE	FYROM	100,00%
MYTILINEOS FINANCIAL PARTNERS S.A.	Luxembourg	100,00%
MYTILINEOS INTERNATIONAL COMPANY AG "MIT Co"	Switzerland	100,00%
GENIKI VIOMICHANIKI S.A.	Greece	Joint Management
DELTA PROJECT CONSTRUCT SRL	Romania	95,01%
DELTA ENERGY S.A.	Greece	100,00%
FOIVOS ENERGY S.A.	Greece	100,00%
HYDROHOOS S.A.	Greece	100,00%
HYDRIA ENERGY S.A.	Greece	100,00%
EN.DY. S.A.	Greece	100,00%
THESSALIKI ENERGY S.A.	Greece	100,00%
NORTH AEGEAN RENEWABLES	Greece	100,00%
MYTILINEOS HELLENIC WIND POWER S.A.	Greece	80,00%
AIOLIKI ANDROU TSIROVLIDI S.A.	Greece	80,20%
MYTILINEOS AIOLIKI NEAPOLÉOS S.A.	Greece	80,20%
AIOLIKI EVOIAS PIRGOS S.A.	Greece	80,20%
AIOLIKI EVOIAS POUNTA S.A.	Greece	80,20%
AIOLIKI EVOIAS HELONA S.A.	Greece	80,20%
AIOLIKI ANDROU RAHI XIROKOBI S.A.	Greece	80,20%
METKA AIOLIKI PLATANOU S.A.	Greece	80,20%
AIOLIKI SAMOTHRAKIS S.A.	Greece	100,00%
AIOLIKI EVOIAS DIAKOFITIS S.A.	Greece	80,20%
AIOLIKI SIDIROKASTROU S.A.	Greece	80,20%
HELLENIC SOLAR S.A.	Greece	100,00%
SPIDER S.A.	Greece	100,00%
GREEN ENERGY A.E.	Bulgaria	80,00%
MOVAL S.A.	Greece	100,00%
PROTERGIA AGIOS NIKOLAOS POWER SOCIETE ANONYME OF GENERATION AND SUPPLY OF ELECTRICITY (ex ANEMOSKALA RENEWABLE ENERGY SOURCES S.A.)	Greece	100,00%
METKA INDUSTRIAL - CONSTRUCTION S.A. (ex ANEMOSTRATA RENEWABLE ENERGY SOURCES S.A.)	Greece	100,00%
ANEMODRASI RENEWABLE ENERGY SOURCES S.A.	Greece	100,00%
ANEMORAHİ RENEWABLE ENERGY SOURCES S.A.	Greece	100,00%
HORTEROU S.A.	Greece	100,00%
KISSAVOS DROSERI RAHI S.A.	Greece	100,00%
KISSAVOS PLAKA TRANI S.A.	Greece	100,00%
KISSAVOS FOTINI S.A.	Greece	100,00%
AETOVOUNI S.A.	Greece	100,00%
LOGGARIA S.A.	Greece	100,00%
IKAROS ANEMOS SA	Greece	100,00%
KERASOUDA SA	Greece	100,00%
AIOLIKH ARGOSTYLIA S.A.	Greece	100,00%
M & M GAS Co S.A.	Greece	50,00%
J/V METKA – TERNA	Greece	10,00%
KORINTHOS POWER S.A.	Greece	65,00%
KILKIS PALEON TRIETHNES S.A.	Greece	100,00%
ANEMOROE S.A.	Greece	100,00%
PROTERGIA ENERGY S.A.	Greece	100,00%
SOLIEN ENERGY S.A.	Greece	100,00%
ALUMINIUM OF GREECE INDUSTRIAL AND COMMERCIAL SOCIETE ANONYME (EX OSTENITIS S.A.)	Greece	100,00%
THERMOREMA S.A.	Greece	40,00%
FTHIOTIKI ENERGY S.A.	Greece	35,00%
METKA RENEWABLES LIMITED	Cyprus	100,00%
IONIA ENERGY S.A.	Greece	49,00%
BUSINESS ENERGY AIOLIKH ENERGEIAKH TROIZINIAS S.A.	Ελλάδα	49,00%
AIOLIKH TRIKORFON S.A.	Greece	100,00%
MAKRYNOROS ENERGEIAKH S.A.	Greece	100,00%
RIVERA DEL RIO	Panama	50,00%
METKA-EGN LTD	Cyprus	50,10%
METKA-EGN LTD	England	50,10%
METKA-EGN SpA	Chile	50,10%
METKA-EGN USA LLC	Puerto Rico	50,10%
METKA EGN KZ LLP	Kazakhstan	50,10%
METKA EGN MEXICO S. DE R.L. C.V	Mexico	50,10%
METKA-EGN UGANDA SMC LTD	Uganda	50,10%
METKA-EGN JAPAN LTD	Japan	50,10%
METKA POWER WEST AFRICA LIMITED	Nigeria	100,00%
METKA INTERNATIONAL LTD	United Arab Emirates	100,00%
METKA POWER INVESTMENTS	Cyprus	100,00%
METKA IPS LTD	Dubai	50,00%
INTERNATIONAL POWER SUPPLY AD	Bulgaria	10,00%
AURORA VENTURES	Marshall Islands	100,00%
PLEASURE FINANCE COMPANY	Marshall Islands	100,00%
CHARM SHIPTRADE CORP.	Marshall Islands	100,00%
EXPEDITION ENTREPRISES LTD	Marshall Islands	100,00%
SEALAND MARINE CORP.	Marshall Islands	100,00%
UNIQUE SHIPTRADE S.A.	Marshall Islands	100,00%
MELODIA VENTURES S.A.	Marshall Islands	100,00%
NAVARA MARITIME INC	Marshall Islands	100,00%
STALLENT NAVIGATION LTD	Marshall Islands	100,00%
MIMOSA MARINE CO	Marshall Islands	100,00%
INSIGHT MARITIME LIMITED	Marshall Islands	100,00%
PICADO MARINE INC	Marshall Islands	100,00%
DOMENICO MARINE CORP	Marshall Islands	100,00%
PROTERGIA THERMOELEKTRIKI S.A.	Greece	100,00%
MTRH Developmnet GmbH	Austria	100,00%
Energy Ava Yarz LLC	Iran	100,00%
MTH Services Stock	Austria	100,00%
METKA EGN SARDINIA SRL	Sardinia	50,10%
METKA EGN FRANCE SRL	France	50,10%
METKA EGN SPAIN SLU	Spain	50,10%
METKA EGN KOREA LTD	Korea	50,10%
METKA EGN GENERAL CONTRACTORS LTD	England	50,10%
METKA EGN AUSTRALIA PTY LTD	Australia	50,10%
METKA EGN SINGAPORE PTE LTD	Singapore	50,10%
VIGA RENOVABLES SP1 SL	Spain	50,10%
VIGA RENOVABLES SP2 SL	Spain	50,10%
METKA EGN AUSTRALIA PTY HOLDINGS LTD	Australia	50,10%

COMPANY'S PERFORMANCE

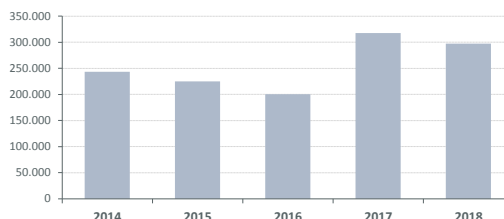
FINANCIAL OVERVIEW (Consolidated)

(in 000)	2014	2015	2016	2017	2018
Revenues	1.240.317	1.386.877	1.246.086	1.526.721	1.526.514
Gross Profit	243.126	224.948	200.402	317.608	297.389
EBIT	197.410	169.572	148.294	232.126	204.224
EBITDA	255.191	230.838	222.363	305.978	283.559
Profit before tax	136.052	104.078	85.276	181.609	166.917
Profit after tax	113.408	75.699	61.240	157.745	140.160
Total Equity	1.161.226	1.230.339	1.284.251	1.430.992	1.561.048
E.P.S.	0,560	0,41	0,29	1,08	0,99
ROE	9,77%	6,15%	4,77%	11,02%	8,98%

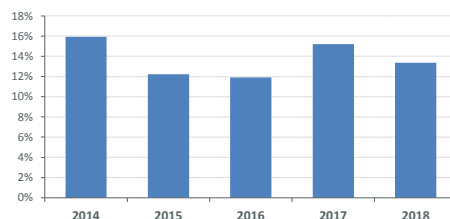
Revenues (in 000)



GROSS PROFIT (in 000)



Operating Margin



Return On Equity (ROE)



MAJOR SHAREHOLDERS (>5%)

Name	%
MYTILINAIOS EVANGELOS	13,10%
MYTILINAIOS IOANNIS	13,44%
Total	26,54%

BOARD OF DIRECTORS

Name	Qualification
MYTILINEOS G. EVANGELOS	PRESIDENT/CEO/EXECUTIVE MEMBER
PILAVIOS A. ALEXIOS	INDEPENDENT NON EXECUTIVE MEMBER
XYRSIKOS GEORGIOS	INDEPENDENT NON EXECUTIVE MEMBER
KASDAS SPIRIDON	FIRST VICE CHAIRMAN/NON EXECUTIVE MEMBER
CHRISAFIS EVAGGELOS	SECOND VICE CHAIRMAN/EXECUTIVE MEMBER
PAPADOPOULOS DEMETRIOS	EXECUTIVE MEMBER
ANTONAKOY L. PANAGIOTA	INDEPENDENT NON EXECUTIVE MEMBER
ZEREFOS S. CHRISTOS	INDEPENDENT NON EXECUTIVE MEMBER
KAKARAS EMMANOYIL	INDEPENDENT NON EXECUTIVE MEMBER
MAYRAKI N. KON/NA	INDEPENDENT NON EXECUTIVE MEMBER
PETRIDIS G. IOANNIS	INDEPENDENT NON EXECUTIVE MEMBER

The information contained in this report is prepared by Athens Exchange Group (ATHEX Group) and while all reasonable efforts have been used to ensure that the information contained herein is correct at the time of publication, it cannot be guaranteed as to its accuracy or completeness. This report is for informational purposes, based on publicly available data and does not constitute financial or investment advice, thus no liability is accepted by ATHEX group and/or any listed company.

The present document is property of ATHEX Group and the rights over it are protected under the stipulations about intellectual property rights. Copyright © 2019 Athens Exchange Group.