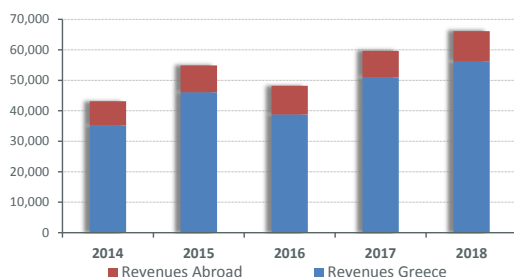


COMPANY PROFILE

Space Hellas S.A. is a well-established System Integrator and Value Added Solutions/Service Provider, holding a leading position in the high technology arena since 1985. Space Hellas designs, supplies, implements and supports integrated ICT and Security solutions for the financial, enterprise, public and defense sectors. Space Hellas Headquarters are situated in Agia Paraskevi, Attica, with branches in Athens, Holargos, Thessaloniki, Patra, Heraklion Crete, Ioannina and Farsala with subsidiaries in Cyprus, Romania, Serbia and Malta, and activities in the Balkans and the Middle East. Space Hellas' commitment to quality and security are certified according to ISO 9001:2008 quality standard for its products and solutions, ISO/IEC 27001:2013 for its information security management system, ISO 4001:2004 for its environmental management system and OHSAS 18001:2007 for Space Hellas occupational health and safety management system. Space Hellas' Unique Selling Point is its diversified and extensive portfolio of ICT & Security technologies that are supported with in-house resources, with its engineers holding more than 300 leading international vendor certifications and accreditations boosting Space Hellas's technological lead. Space Hellas SA stands out from its competitors with its exceptional nationwide technical support network. Supporting over 2,000 customers on a per-call basis, with its state-of-the-art ITILv3 conforming Service Desk / Network Operations Centre (NOC), Space Hellas serves the biggest enterprises on a 24h basis, with more than 40.000 calls yearly and a 2-hour repair time for customers with strict SLAs.

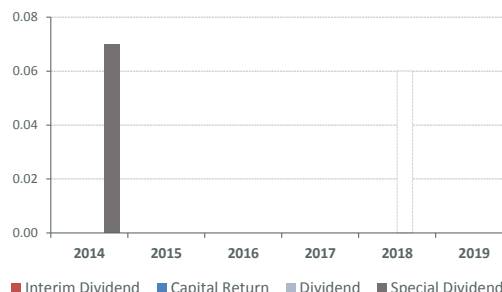
Last but not least, Space Hellas is particularly active into Research & Development both at National and European level, thus acknowledging the importance of niche scientific and technological knowledge on the one hand, and the exploitation of technological achievements and opportunities for innovation and satisfaction of new demands, on the other hand.

REVENUE ANALYSIS (in € 000)



Revenues from abroad represented the 15.14% of the group's annual turnover in 2018.

DIVIDEND POLICY & CAPITAL RETURN (in €)



* The Annual General Meeting of Shareholders on May 24th 2019 decided the dividend distribution for FY 2018, in the amount of 0.06 euros. (Ex-dividend date: July 4th 2019)

OVERVIEW - TRADING DATA

OVERVIEW - TRADING DATA 1 Year (data of period 01/05/2018 - 30/04/2019)

Symbol:	SPACE		
Athex Market:	MAIN MARKET		
Listing in Athex:	September 29, 2000		
Sector Classification:	Technology		
Subsector Classification:	Telecommunications Equipment		
Market Cap (Mil. €): (30 April 2019)	31,831		
Shares Outstanding (number): (30 April 2019)	6,456,530		
Average Spread (%):	5.45		
Market Liquidity (%):	1.61%		
Average Trading volume (no of shares):	7,158.0		
Total Value of transactions (€):	343,696		
Days to trade (1% of outstanding amount):	47.4		
Free Float (30 April 2019):	30.18%		
Turnover Velocity (F.F. Weighted):	17.44%		
Historic Volatility	30 days	60 days	90 days
(annualised %)	28.51%	29.21%	34.25%

GROUP STRUCTURE

SPACE HELLAS S.A. - Parent	Location	Direct	Indirect
SPACE HELLAS (CYPRUS) LTD	Cyprus	100%	
SPACE HELLAS SYSTEMS INTEGRATOR S.R.L.	Romania	-	99%
SPACE HELLAS Doo Beograd – Stari Grad	Serbia	-	100%
SPACE HELLAS (MALTA) L.T.D.	Malta	-	99.98%
SPACE ARAB LEVANT TECHNOLOGIES COMPANY	Jordan	-	100%
JOINT VENTURE UNISYSTEMS INFORMATION SYSTEMS S.A.	Greece	35%	-
JOINT-VENTURE SPACE HELLAS SA-KB IMPULS HELLAS SA ("DORY")	Greece	50%	-
MOBICS L.T.D.	Greece	18,10%	-
Web-IQ B.V.	Holland	17.21%	

COMPANY'S PERFORMANCE

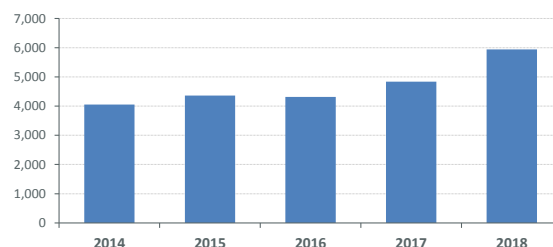
FINANCIAL OVERVIEW (Consolidated)

(in 000)	2014	2015	2016	2017	2018
Revenues	43,129	54,889	48,169	59,658	66,112
Gross Profit	12,408	13,063	13,069	14,155	15,887
EBIT	2,904	3,193	3,218	3,772	4,720
EBITDA	4,051	4,363	4,312	4,838	5,942
Profit before tax	416	753	1,401	1,652	2,081
Profit after tax	749	798	900	1,114	1,218
Total Equity	13,634	12,961	13,787	14,670	15,139
E.P.S.	0.116	0.13	0.14	0.17	0.19
ROE	5.49%	6.16%	6.53%	7.59%	8.05%
Net Debt Ratio	3.73	2.06	1.97	2.08	1.37

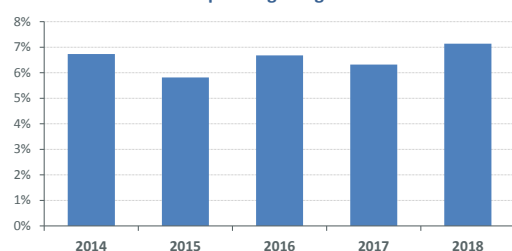
Revenues (in 000)



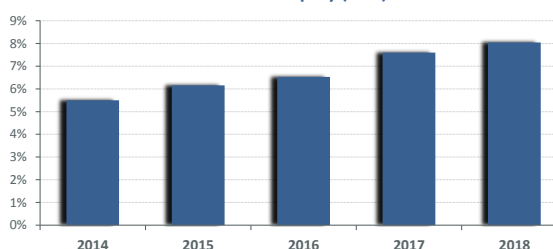
EBITDA (in 000)



Operating Margin



Return On Equity (ROE)



MAJOR SHAREHOLDERS (>5%)

Name	%
MPELOS PANAGIOTIS	17.11%
ALPHA BANK A.E.	19.33%
MANOLOPOULOS IOANNIS	16.15%
MANOLOPOULOS SPIRIDON	17.23%
Total	69.82%

BOARD OF DIRECTORS

Name	Qualification
MANOLOPOULOS D. SPYRIDON	PRESIDENT/EXECUTIVE MEMBER
MERTZANIS A. IOANNIS	CEO/EXECUTIVE MEMBER
BELLOS P. CHRISTOS	VICE PRESIDENT/NON EXECUTIVE MEMBER
BELLOS C. PANAGIOTIS	EXECUTIVE MEMBER
DOULAVERIS A. IOANNIS	EXECUTIVE MEMBER
PAPARIZOU K. ANASTASIA	EXECUTIVE MEMBER
LAGOGIANNIS P. GEORGIOS	NON EXECUTIVE MEMBER
PATSOURAS N. ATHANASIOS	INDEPENDENT NON EXECUTIVE MEMBER
CHATZISTAMATIOU N. THEODOROS	INDEPENDENT NON EXECUTIVE MEMBER

The information contained in this report is prepared by Athens Exchange Group (ATHEX Group) and while all reasonable efforts have been used to ensure that the information contained herein is correct at the time of publication, it cannot be guaranteed as to its accuracy or completeness. This report is for informational purposes, based on publicly available data and does not constitute financial or investment advice, thus no liability is accepted by ATHEX group and/or any listed company.

The present document is property of ATHEX Group and the rights over it are protected under the stipulations about intellectual property rights. Copyright © 2019 Athens Exchange Group.