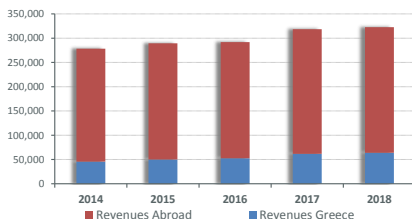


## COMPANY PROFILE

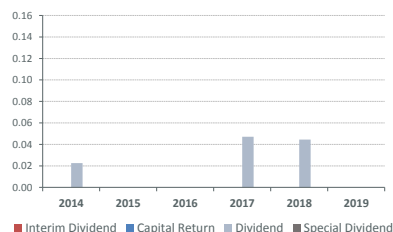
Thrace Plastics Holding and Commercial Societe Anonyme, formerly THRACE PLASTICS INDUSTRIAL AND COMMERCIAL SOCIETE ANONYME, is a Greece-based company which operates through its local and international subsidiaries in the production and trade of plastic products, textiles and packaging materials. The Group's range of products are divided into two categories: Technical Fabrics, which includes such products as woven and non-woven geotextiles, ground covers, crop covers, nets, roofing membranes, staple fibers, concrete reinforcement fibers, geogrids, Mega bag components carpet backing, ropes & twines; Packaging, which offers plastic packaging products for food and chemicals, as well as plastic packaging products for industrial uses such as FFS film, stretch hood, PE film for agricultural uses etc. The Group also operates in the Agricultural Sector through the subsidiary Thrace Greenhouses S.A. (50,91% participation) which is active in the production of tomato using hydroponic cultivation and the utilization and use of geothermal energy.

### REVENUE ANALYSIS (in € 000)



Revenues from abroad represented the 80.23% of the group's annual turnover in 2018.

### DIVIDEND POLICY & CAPITAL RETURN (in €)



## OVERVIEW - TRADING DATA

### OVERVIEW - TRADING DATA 1 Year (data of period 01/05/2018 - 30/04/2019)

Symbol:	PLAT
Athex Market:	MAIN MARKET
Listing in Athex:	June 26, 1995
Sector Classification:	Chemicals
Subsector Classification:	Specialty Chemicals
Market Cap (Mil. €): (30 April 2019)	86,608
Shares Outstanding (number): (30 April 2019)	43,741,452
Average Spread (%):	0.95
Market Liquidity (%):	3.64%
Average Trading volume (no of shares):	37,450.9
Total Value of transactions (€):	4,358,183
Days to trade (1% of outstanding amount):	25.2
Free Float (30 April 2019):	37.91%
Turnover Velocity (F.F. Weighted):	25.26%
Historic Volatility (annualised %)	30 days: 32.14% 60 days: 32.34% 90 days: 30.06%

## GROUP STRUCTURE

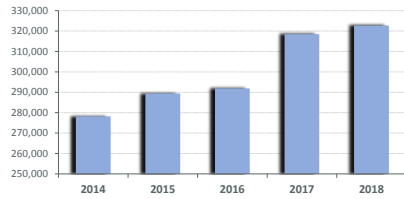
	Location	Participation %	
		of parent company	of group
Thrace Plastics Holding S.A- Parent - GREECE-Xanthi			
Don & Low LTD	SCOTLAND-Forfar		100%
Don & Low Australia Pty LTD	AUSTRALIA		100%
Thrace Nonwovens & Geosynthetics S.A.	GREECE-Xanthi	100%	100%
Saepe Ltd CYPRUS	Nicosia		100%
Thrace Asia	HONG KONG		100%
Thrace China CHINA	Shanghai		100%
Thrace Protect M.I.K.E.	GREECE-Xanthi		100%
Thrace Plastics Pack S.A.	GREECE-Ioannina	92.94%	92.94%
Thrace Greiner Packaging SRL	ROMANIA - Sibiu		46.47%
Thrace Plastics Packaging D.O.O.	SERBIA-Nova Pazova		92.84%
Trierina Trading LTD	CYPRUS-Nicosia		92.84%
Thrace Ipoma A.D.	BULGARIA-Sofia		92.735%
Synthetic Holdings LTD N.	IRELAND-Belfast	100%	100%
Thrace Synthetic Packaging LTD	IRELAND - Clara		100%
Arno LTD	IRELAND -Dublin		100%
Synthetic Textiles LTD N.	IRELAND-Belfast		100%
Thrace Polybulk A.B.	SWEDEN -Köping		100%
Thrace Polybulk A.S.	NORWAY-Brevik		100%
Lumite INC. U.S.A.	Georgia		50%
Adfirmate LTD	CYPRUS-Nicosia		100%
Pareen LTD	CYPRUS-Nicosia		100%
Thrace Linq INC.	U.S.A. - South Carolina		100%
Thrace Polyfilms A.B.E.E. (former Thrace Sarantis S.A.)	GREECE - Xanthi	100%	100%
EL.VIS. S.A. (Evisak)	GREECE - Kavala		100%
Thrace Greenhouses S.A.	GREECE - Xanthi	50.91%	50.91%
Thrace Eurobent S.A.	GREECE - Xanthi	51.00%	51.00%

## COMPANY'S PERFORMANCE

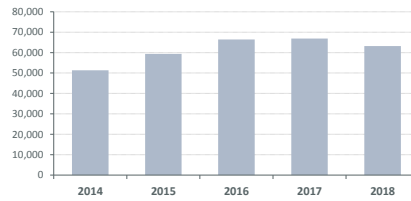
### FINANCIAL OVERVIEW (Consolidated)

(in 000)	2014	2015	2016	2017	2018
Revenues	278,182	289,396	291,900	318,509	322,733
Gross Profit	51,313	59,374	66,403	66,890	63,225
EBIT	14,658	19,080	22,905	17,179	13,697
EBITDA	23,518	28,980	35,161	30,131	27,500
Profit before tax	10,088	13,284	18,327	13,834	10,005
Profit after tax	6,657	10,021	13,659	10,809	8,029
Total Equity	112,453	129,238	122,788	137,478	141,616
E.P.S.	0.140	0.22	0.30	0.24	0.18
ROE	5.92%	7.75%	11.12%	7.86%	5.67%

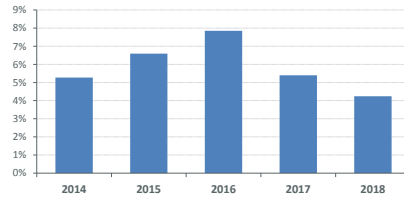
Revenues (in 000)



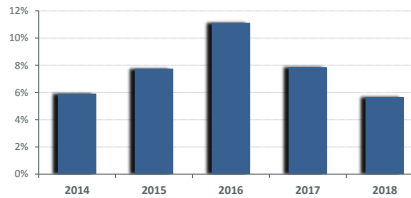
GROSS PROFIT (in 000)



Operating Margin



Return On Equity (ROE)



### MAJOR SHAREHOLDERS (>5%)

Name	%
CHALIORIS KON/NOS	41.86%
CHALIORI EFFIMIA	20.23%
<b>Total</b>	<b>62.09%</b>

### BOARD OF DIRECTORS

Name	Qualification
CHALIORIS S. KONSTANTINOS	PRESIDENT/CEO/EXECUTIVE MEMBER
KITSOS K. THEODOROS	INDEPENDENT NON EXECUTIVE MEMBER
GLYKAS I. NIKITAS	INDEPENDENT NON EXECUTIVE MEMBER
KOMNINOS K. CHRISTOS-ALEXIS	VICE PRESIDENT/NON EXECUTIVE MEMBER
BRAIMIS P. GEORGIOS	EXECUTIVE MEMBER
MALAMOS P. DIMITRIOS	EXECUTIVE MEMBER
ZAIROPOULOS S. VASILEIOS	NON EXECUTIVE MEMBER
SHIATIS P. CHRISTOS	NON EXECUTIVE MEMBER
FRONISTAS C. PETROS	INDEPENDENT NON EXECUTIVE MEMBER
APOSTOLAKOS G. IOANNIS	INDEPENDENT NON EXECUTIVE MEMBER
GIANNIRIS I. KONSTANTINOS	INDEPENDENT NON EXECUTIVE MEMBER

The information contained in this report is prepared by Athens Exchange Group (ATHEX Group) and while all reasonable efforts have been used to ensure that the information contained herein is correct at the time of publication, it cannot be guaranteed as to its accuracy or completeness. This report is for informational purposes, based on publicly available data and does not constitute financial or investment advice, thus no liability is accepted by ATHEX group and/or any listed company.

The present document is property of ATHEX Group and the rights over it are protected under the stipulations about intellectual property rights.