



## COMPANY'S PERFORMANCE

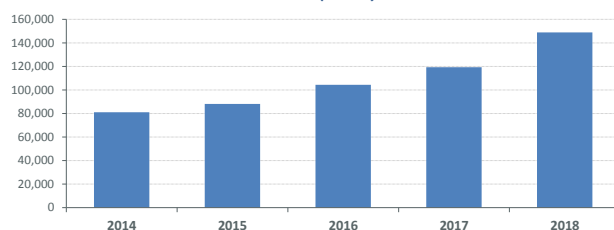
### FINANCIAL OVERVIEW (Consolidated)

(in 000)	2014	2015	2016	2017	2018
Revenues	161,119	182,893	264,806	340,632	470,380
Gross Profit	45,400	50,502	65,211	80,692	102,834
EBIT	29,948	33,511	41,814	54,059	71,941
EBITDA	81,052	88,111	104,344	119,295	148,913
Profit before tax	20,792	27,560	30,318	41,393	55,193
Profit after tax	16,116	18,634	22,691	31,626	38,808
Total Equity	178,774	186,321	195,747	225,616	246,414
E.P.S.	1.330	1.53	1.87	2.60	3.15
ROE	9.01%	10.00%	11.59%	14.02%	15.75%
Net Debt Ratio	1.76	2.44	2.50	2.82	1.93

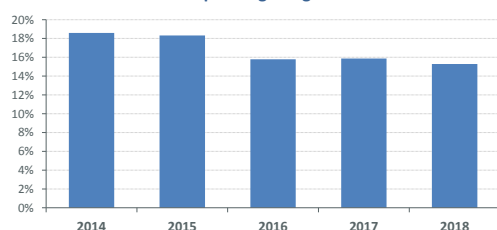
Revenues (in 000)



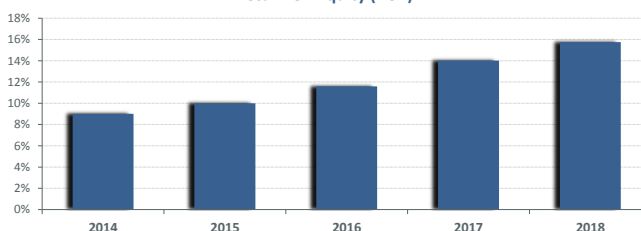
EBITDA (in 000)



Operating Margin



Return On Equity (ROE)



### MAJOR SHAREHOLDERS (>5%)

Name	%
FIDELITY INTERNATIONAL	5.02%
VASSILAKIS EFTICHIOS	60.06%
<b>Total</b>	<b>65.08%</b>

### BOARD OF DIRECTORS

Name	Qualification
VASSILAKI EMMANUELLA	PRESIDENT/EXECUTIVE MEMBER
VASSILAKIS EFTICHIOS	VICE PRESIDENT/CEO/EXECUTIVE MEMBER
VASSILAKIS GEORGIOS	EXECUTIVE MEMBER
MAGIROS DIMITRIOS	EXECUTIVE MEMBER
PELEKANOU GARIFALIA	EXECUTIVE MEMBER
FLEGAS SPIRIDON	INDEPENDENT NON EXECUTIVE MEMBER
GIANNOPOULOS MARINOS	INDEPENDENT NON EXECUTIVE MEMBER
SFAKAKIS KONSTANTINOS	INDEPENDENT NON EXECUTIVE MEMBER

The information contained in this report is prepared by Athens Exchange Group (ATHEX Group) and while all reasonable efforts have been used to ensure that the information contained herein is correct at the time of publication, it cannot be guaranteed as to its accuracy or completeness. This report is for informational purposes, based on publicly available data and does not constitute financial or investment advice, thus no liability is accepted by ATHEX group and/or any listed company. The present document is property of ATHEX Group and the rights over it are protected under the stipulations about intellectual property rights. Copyright © 2019 Athens Exchange Group.