

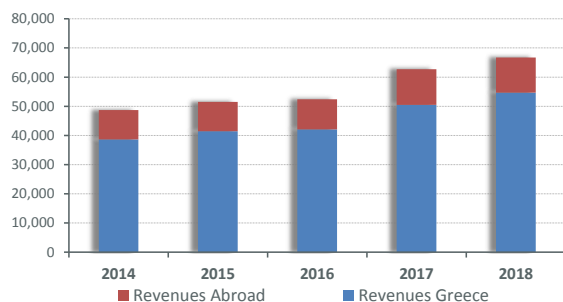


Website: <http://www.lampsa.gr>
 Bloomberg code: LAMPS:GA
 Reuters code: LAMr.AT
 ISIN code: GRS128003001

COMPANY PROFILE

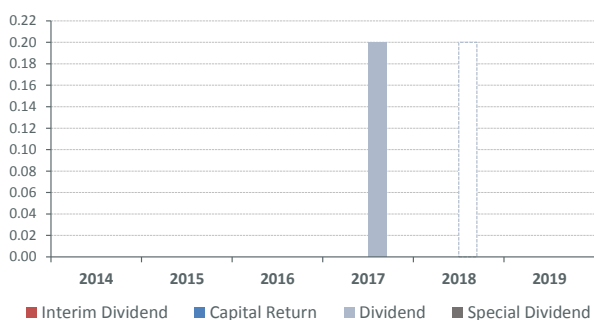
Lampsa Hellenic Hotels S.A. currently focuses its business activity mainly on operating the luxury hotels under its ownership. These include the historical Hotel “Grande Bretagne” and the luxury Hotel King George in Athens, the “Hyatt Regency” & the Mercure Excelsior Hotel in Belgrade and the “Sheraton Rhodes Resort” on the island of Rhodes, which rank among the most important hotel units in Europe. In addition, LAMPSPA HELLENIC HOTELS S.A. focuses its business activity on future operation of the leased Hotel King’s Palace in the heart of Athens.

REVENUE ANALYSIS (in € 000)



Revenues from abroad represented 18.05% of the group's annual turnover in 2018.

DIVIDEND POLICY & CAPITAL RETURN (in €)



* The Annual General Meeting of Shareholders on June 14th 2019 decided dividend distribution for FY 2018, in the amount of €0.20. (Ex-dividend date: June 27th 2019)

OVERVIEW - TRADING DATA

OVERVIEW - TRADING DATA 1 Year (data of period 01/05/2018 - 30/04/2019)

Symbol:	LAMPSPA		
Athex Market:	MAIN MARKET		
Listing in Athex:	May 12, 1947		
Sector Classification:	Travel & Leisure		
Subsector Classification:	Hotels		
Market Cap (Mil. €): (30 April 2019)	425,144		
Shares Outstanding (number): (30 April 2019)	21,364,000		
Average Spread (%):	5.49		
Market Liquidity (%):	0.03%		
Average Trading volume (no of shares):	3,190.6		
Total Value of transactions (€):	43,530		
Days to trade (1% of outstanding amount):	1230.6		
Free Float (30 April 2019):	15.39%		
Turnover Velocity (F.F. Weighted):	1.32%		
Historic Volatility	30 days	60 days	90 days
(annualised %)	14.99%	11.93%	10.26%

GROUP STRUCTURE

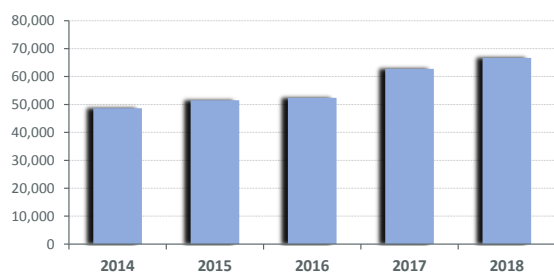
LAMPSPA HOTEL CO. - Parent	Location	% Holding
LUELLA ENTERPRISES LTD	Cyprus	100%
BEOGRADSKO MESOVITO PREDUZECE	Serbia	94.60%
EXCELSIOR BELGRADE SOCIATE OWNED	Serbia	80.33%
MARKELIA ENTERPRISES COMPANY LTD	Cyprus	100%

COMPANY'S PERFORMANCE

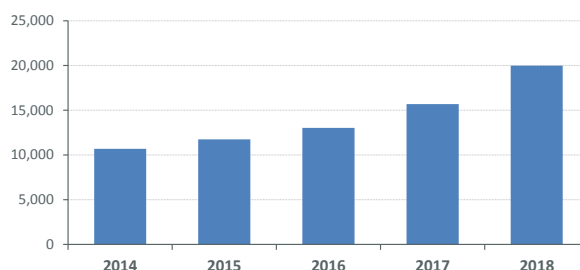
FINANCIAL OVERVIEW (Consolidated)

(in 000)	2014	2015	2016	2017	2018
Revenues	48,693	51,522	52,380	62,731	66,710
Gross Profit	17,082	19,055	19,244	25,602	28,762
EBIT	6,068	6,811	8,053	12,243	12,904
EBITDA	10,695	11,745	13,023	15,681	19,981
Profit before tax	-6,870	1,548	3,112	12,128	15,671
Profit after tax	-4,925	1,254	1,919	8,770	12,391
Total Equity	81,328	83,254	84,949	93,739	99,478
E.P.S.	-0.213	0.06	0.11	0.41	0.58
ROE	-6.06%	1.51%	2.26%	9.36%	12.46%
Net Debt Ratio	3.53	2.62	1.42	2.17	2.34

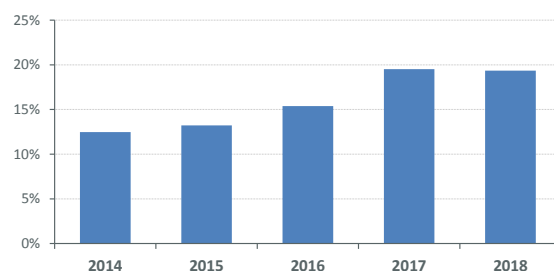
Revenues (in 000)



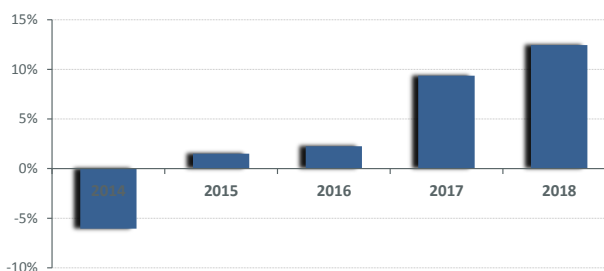
EBITDA (in 000)



Operating Margin



Return On Equity (ROE)



MAJOR SHAREHOLDERS (>5%)

Name	%
VENTURE ABILITY S.A.	8.25%
THEOCHARAKIS BASILEIOS	10.20%
JP MORGAN PRIVATE BANK	5.60%
NAMSOS ENTERPRISES COMPANY LTD	30.28%
DRYNA ENTERPRISES COMPANY LTD	30.28%
Total	84.61%

BOARD OF DIRECTORS

Name	Qualification
GALANAKIS GEORGIOS	CHAIRMAN/NON EXECUTIVE MEMBER
LASKARIDI - NTOULAKI SOUZANA	NON EXECUTIVE MEMBER
DOXIADIS APOSTOLOS	VICE PRESIDENT/NON EXECUTIVE MEMBER
CHOMENIDIS ANASTASIOS	CEO/EXECUTIVE MEMBER
DANDOLOS NIKOLAOS	EXECUTIVE MEMBER
SPIROPOULOS FILIPPOS	NON EXECUTIVE MEMBER
THEOCHARAKIS VASILEIOS	INDEPENDENT NON EXECUTIVE MEMBER
THOMAS MILLER	INDEPENDENT NON EXECUTIVE MEMBER
MONTIANO MORIS	NON EXECUTIVE MEMBER
LASKARIDI CHLOI	NON EXECUTIVE MEMBER

The information contained in this report is prepared by Athens Exchange Group (ATHEX Group) and while all reasonable efforts have been used to ensure that the information contained herein is correct at the time of publication, it cannot be guaranteed as to its accuracy or completeness. This report is for informational purposes, based on publicly available data and does not constitute financial or investment advice, thus no liability is accepted by ATHEX group and/or any listed company.

The present document is property of ATHEX Group and the rights over it are protected under the stipulations about intellectual property rights.

Copyright © 2019 Athens Exchange Group.