

Market Profile

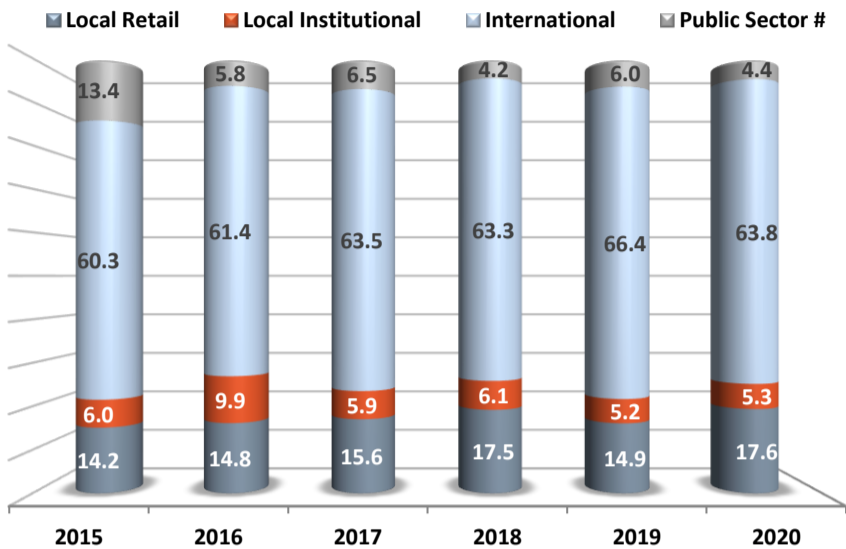
September 2020



-31.85% ATHEX Composite Performance YtD	€43.4 Total Market Capitalization (bil.)	€63.4 Daily Turnover in Equity Market (mil.)
--	---	---

Investor Participation in the Cash Market

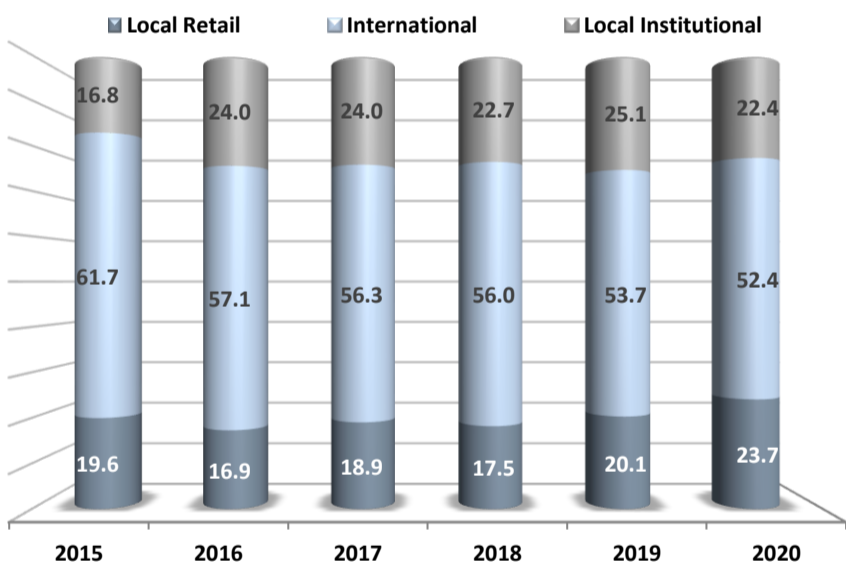
(as % of total market capitalization)



Public Sector includes HFSF stakes

Investor Participation in the Cash Market

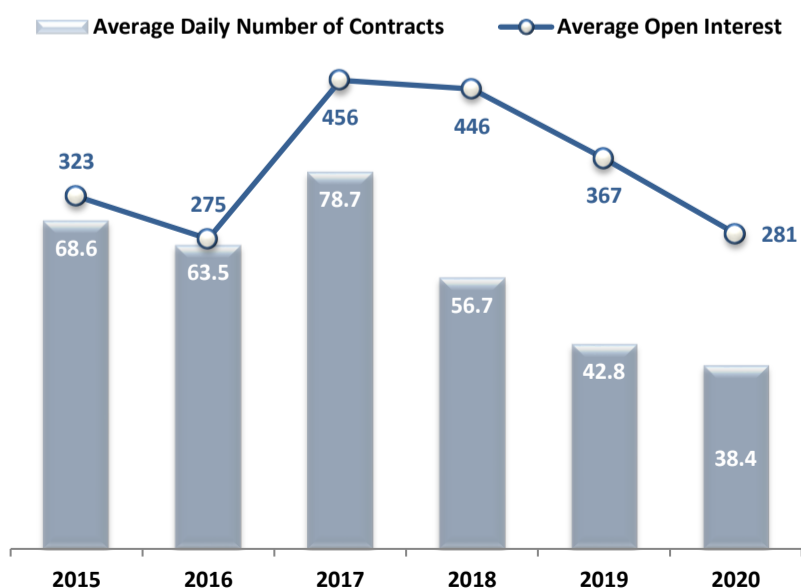
(as % of total trading activity)



Data as of 30/09/20

Trading Activity in Derivatives Market

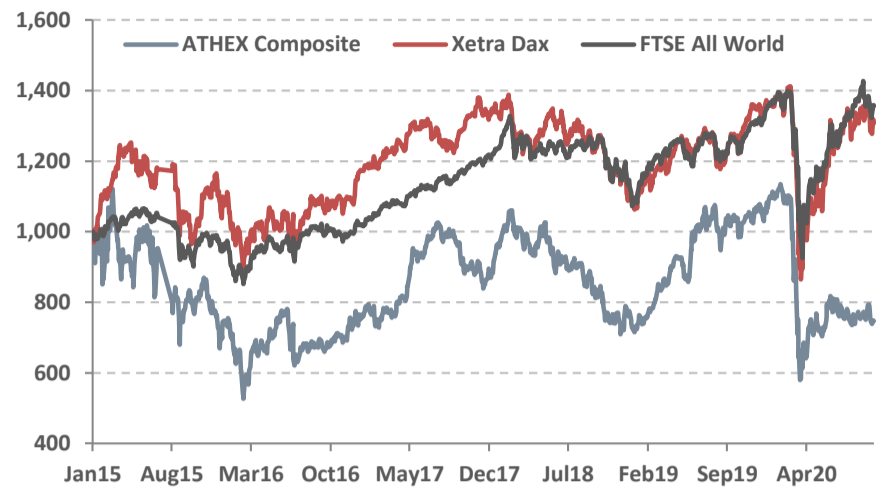
(thous. contracts)



Data as of 30/09/20

Index Performance

(in common scale of 1,000 points at 02/01/15)



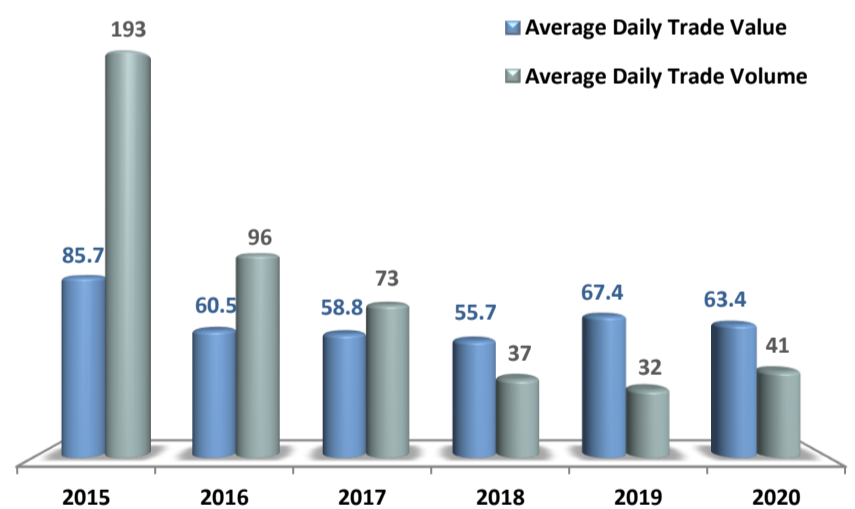
Market Capitalization

(€ bil.)



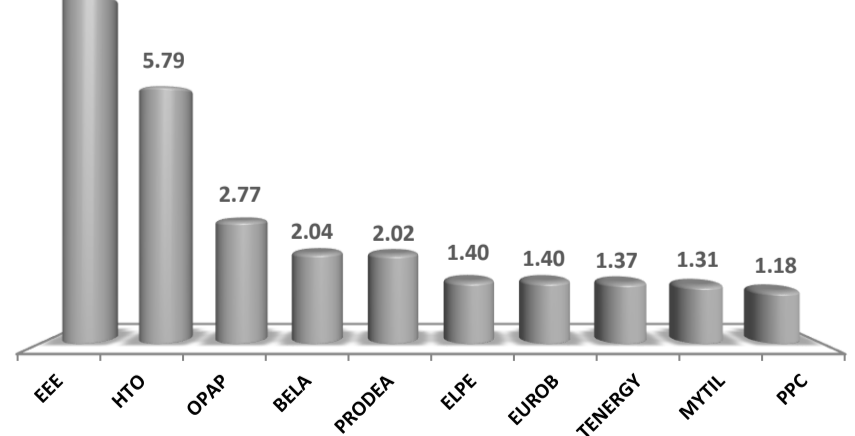
Market Liquidity

(€ mil., mil. shares)



Top 10 by Market Capitalization

(€ bil.)



Data as of 30/09/20

Market Profile

September 2020

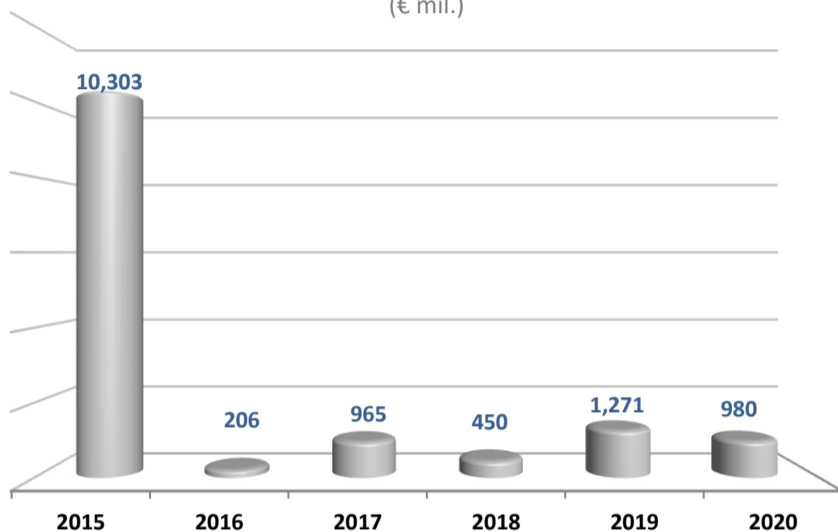


Main Indicators

		2016	2017	2018	2019	2020
Market Capitalization	(€ bil.)	45.2	54.2	45.0	61.4	43.4
Average Trade Value	(€ mil.)	60.5	58.8	55.7	67.4	63.4
Average Trade Volume	(mil. shares)	96.4	72.7	37.3	32.2	41.1
Avg Num of Contracts	(ths cont.)	63.5	78.7	56.7	42.8	38.4
Composite Index Yield	(%)	+1.9	+24.7	-23.6	+49.5	-31.8
Number of Listed Companies		221	203	190	180	175

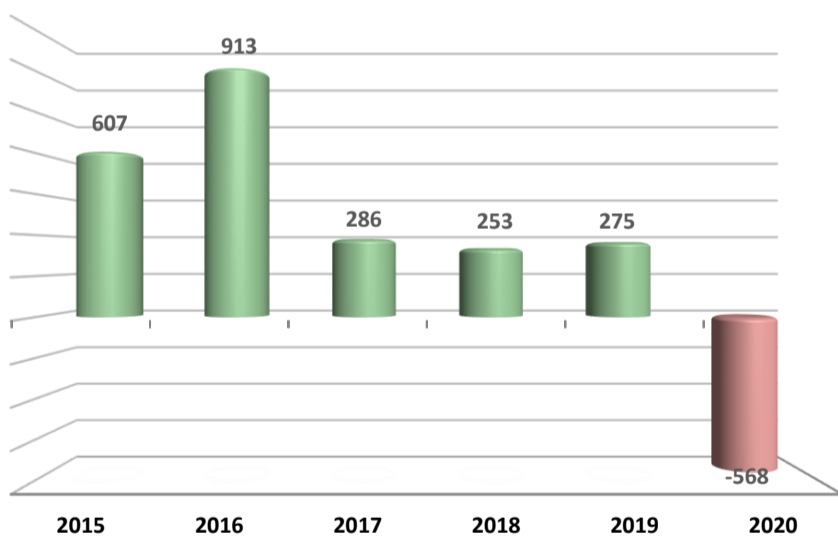
Capital Raised

(€ mil.)



Capital Flows from International Investors

(€ mil. Buys minus Sells)



Data as of 30/09/20

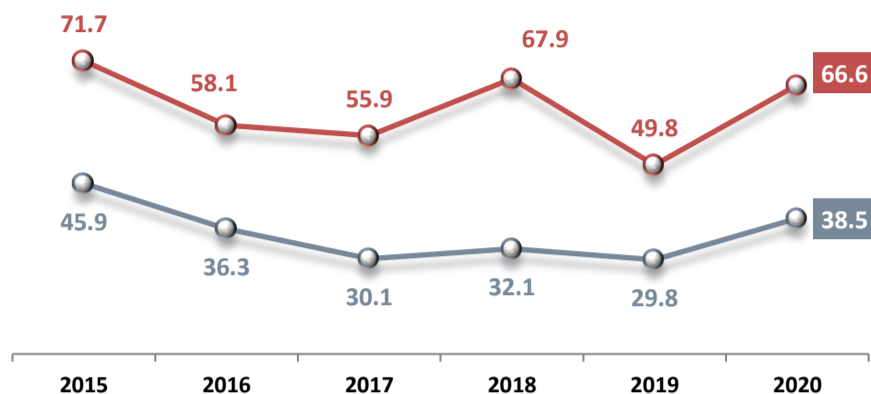
Market Holidays

	2020	2021
New Year	We 1 January	Fr 1 January
Epiphany	Mo 6 January	We 6 January
Ash Monday	Mo 2 March	Mo 15 March
National Holiday	We 25 March	Th 25 March
Good Friday (Catholic)	Fr 10 April	Fr 2 April
Easter Monday (Catholic)	Mo 13 April	Mo 5 April
Good Friday (Orthodox)	Fr 17 April	Fr 30 April
Easter Monday (Orthodox)	Mo 20 April	Mo 3 May
Labor Day	Fr 1 May	---
Whit Monday	Mon 8 June	Mon 21 June
Assumption Day	---	---
National Holiday	We 28 October	Th 28 October
Christmas Eve	Th 24 December	Fr 24 December
Christmas Day	Fr 25 December	---
Second Day of Christmas	---	---

Turnover Velocity

(value traded vs market capitalization, %)

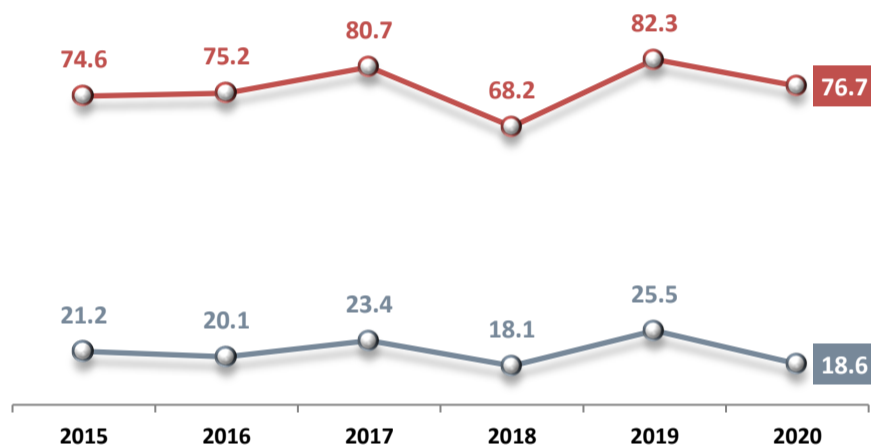
● ATHEX ● European Exchanges



Market Capitalization vs GDP

(data in %)

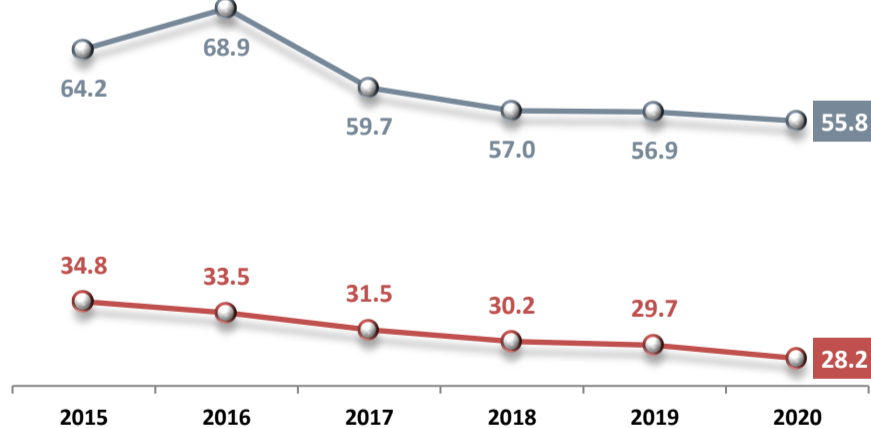
● ATHEX ● European Exchanges



Market Concentration

(top 5 most traded shares, % of total trade value)

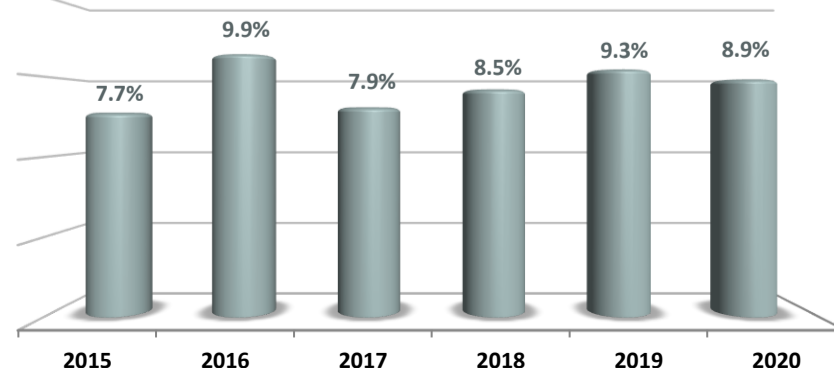
● ATHEX ● European Exchanges



Data as of 31/08/20, European Exchanges = FESE Members

Off Exchange Transactions (OTC)

(value of OTC classic transactions vs ATHEX total trade value)



Data as of 30/09/20