

Market Profile

March 2020



-39.09%

ATHEX Composite
Performance YtD

€39.3

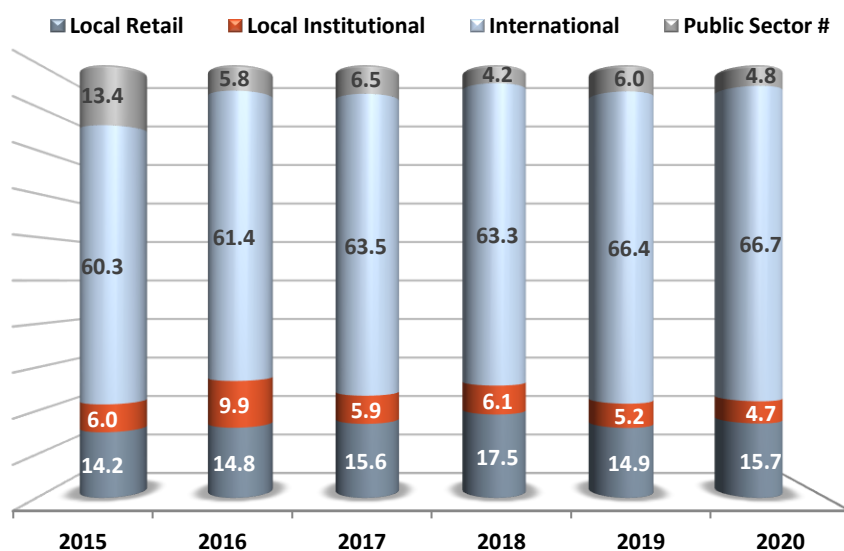
Total Market
Capitalization (bil.)

€84.8

Daily Turnover in
Equity Market (mil.)

Investor Participation in the Cash Market

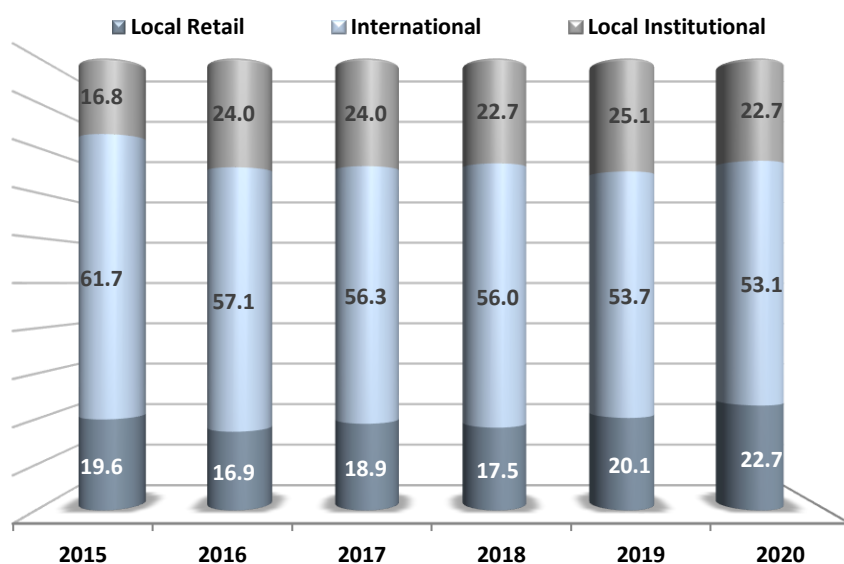
(as % of total market capitalization)



Public Sector includes HFSF stakes

Investor Participation in the Cash Market

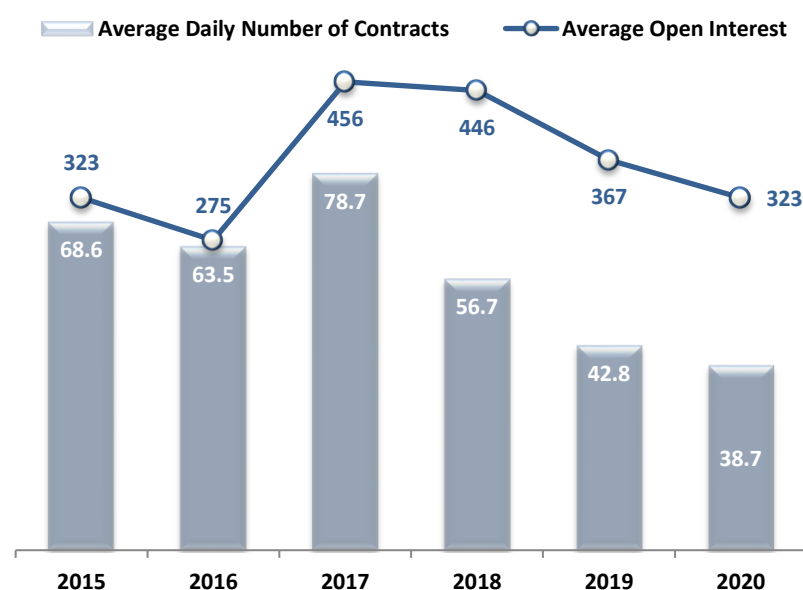
(as % of total trading activity)



Data as of 31/03/20

Trading Activity in Derivatives Market

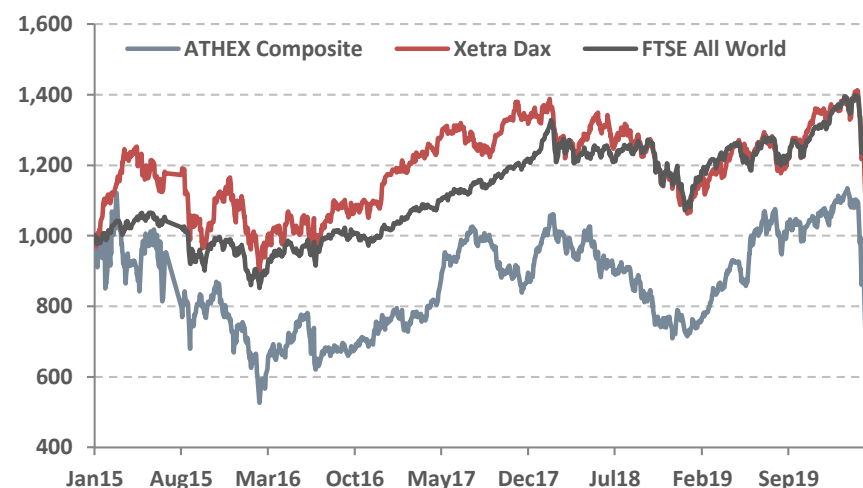
(thous. contracts)



Data as of 31/03/20

Index Performance

(in common scale of 1,000 points at 02/01/15)



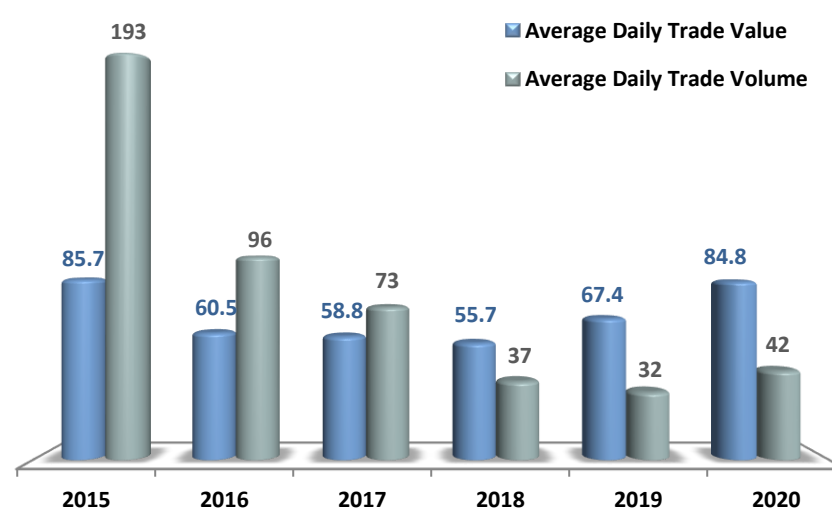
Market Capitalization

(€ bil.)



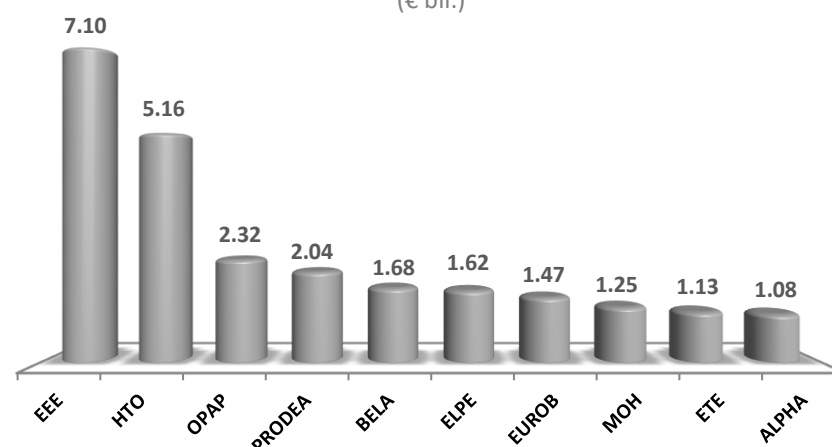
Market Liquidity

(€ mil., mil. shares)



Top 10 by Market Capitalization

(€ bil.)



Data as of 31/03/20

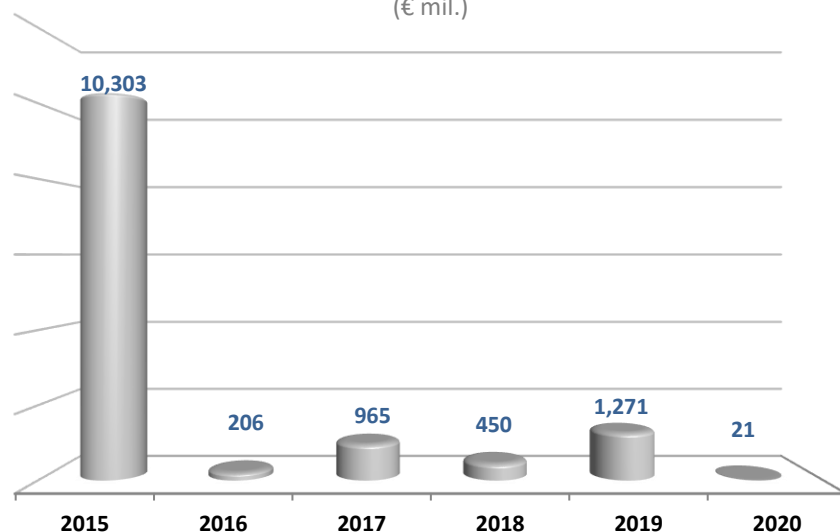
Market Profile

Main Indicators

| | | 2016 | 2017 | 2018 | 2019 | 2020 |
|----------------------------|---------------|------|-------|-------|-------|-------|
| Market Capitalization | (€ bil.) | 45.2 | 54.2 | 45.0 | 61.4 | 39.3 |
| Average Trade Value | (€ mil.) | 60.5 | 58.8 | 55.7 | 67.4 | 84.8 |
| Average Trade Volume | (mil. shares) | 96.4 | 72.7 | 37.3 | 32.2 | 42.4 |
| Avg Num of Contracts | (ths cont.) | 63.5 | 78.7 | 56.7 | 42.8 | 38.7 |
| Composite Index Yield | (%) | +1.9 | +24.7 | -23.6 | +49.5 | -39.1 |
| Number of Listed Companies | | 221 | 203 | 190 | 180 | 178 |

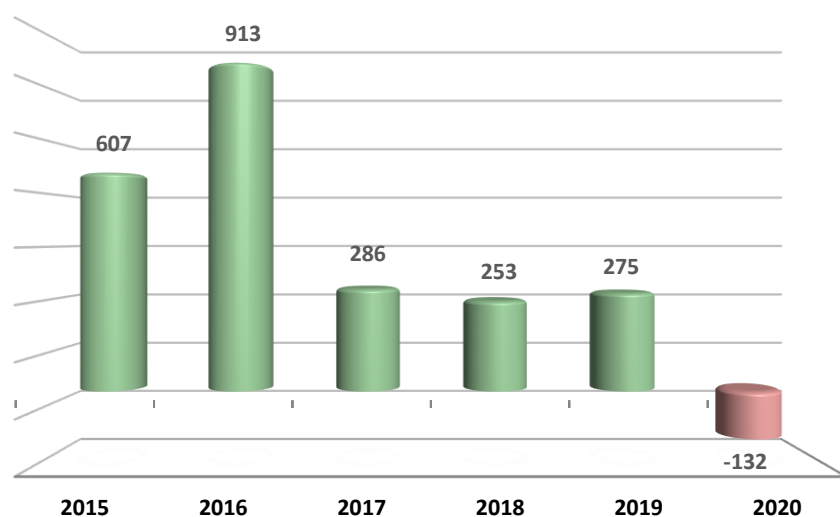
Capital Raised

(€ mil.)



Capital Flows from International Investors

(€ mil. Buys minus Sells)



Data as of 31/03/20

Market Holidays

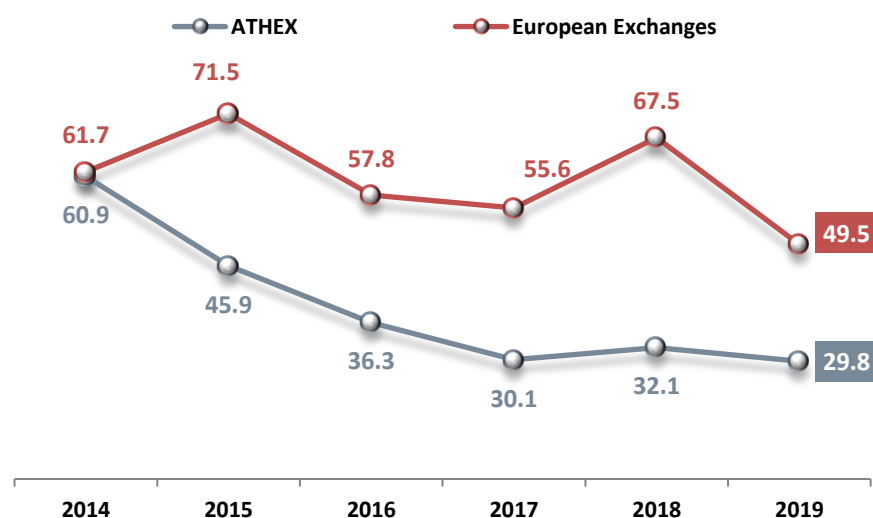
| | 2020 | 2021 |
|--------------------------|----------------|----------------|
| New Year | We 1 January | Fr 1 January |
| Epiphany | Mo 6 January | We 6 January |
| Ash Monday | Mo 2 March | Mo 15 March |
| National Holiday | We 25 March | Th 25 March |
| Good Friday (Catholic) | Fr 10 April | Fr 2 April |
| Easter Monday (Catholic) | Mo 13 April | Mo 5 April |
| Good Friday (Orthodox) | Fr 17 April | Fr 30 April |
| Easter Monday (Orthodox) | Mo 20 April | Mo 3 May |
| Labor Day | Fr 1 May | --- |
| Whit Monday | Mon 8 June | Mon 21 June |
| Assumption Day | --- | --- |
| National Holiday | We 28 October | Th 28 October |
| Christmas Eve | Th 24 December | Fr 24 December |
| Christmas Day | Fr 25 December | --- |
| Second Day of Chistmas | --- | --- |

March 2020



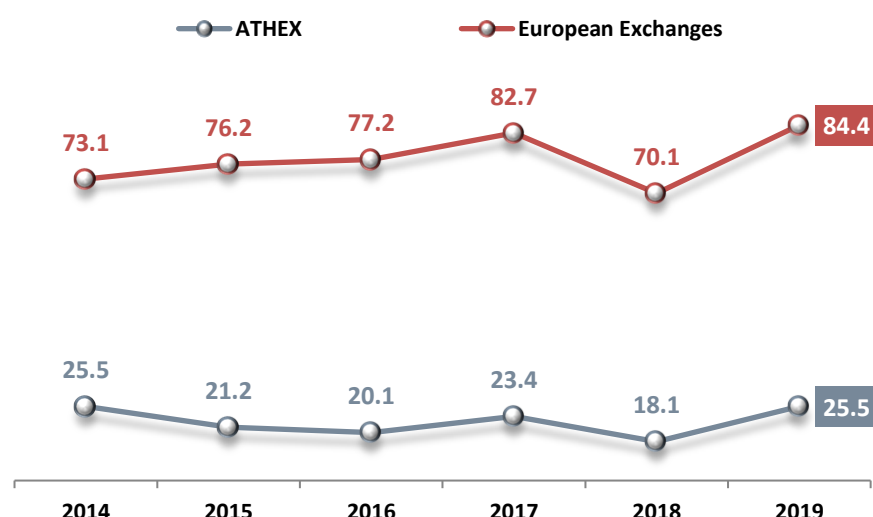
Turnover Velocity

(value traded vs market capitalization, %)



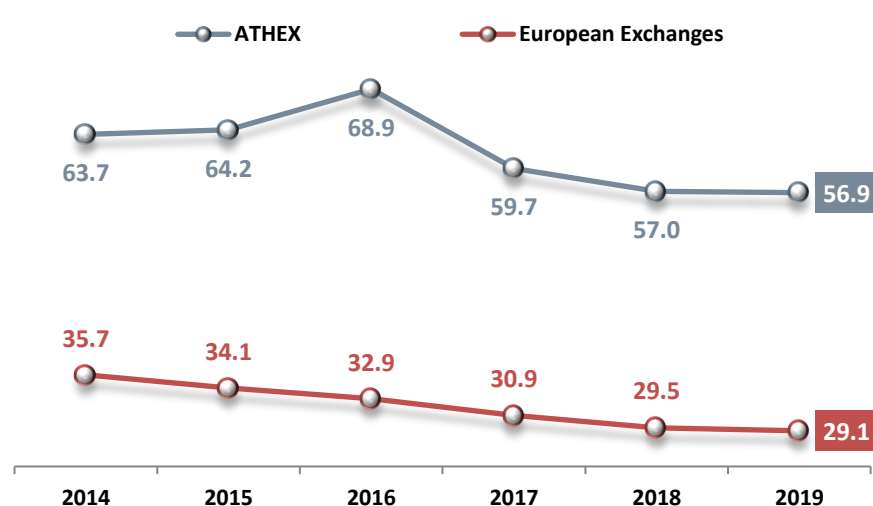
Market Capitalization vs GDP

(data in %)



Market Concentration

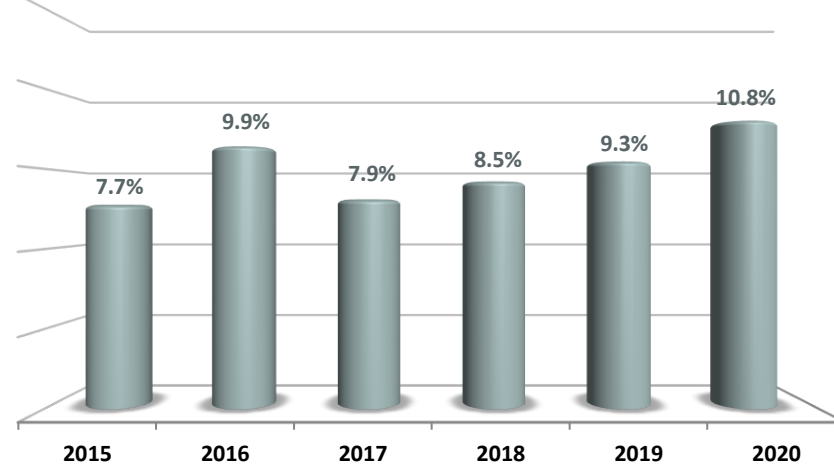
(top 5 most traded shares, % of total trade value)



Data as of 31/12/19, European Exchanges = FESE Memebers

Off Exchange Transactions (OTC)

(value of OTC classic transactions vs ATHEX total trade value)



Data as of 31/03/20