

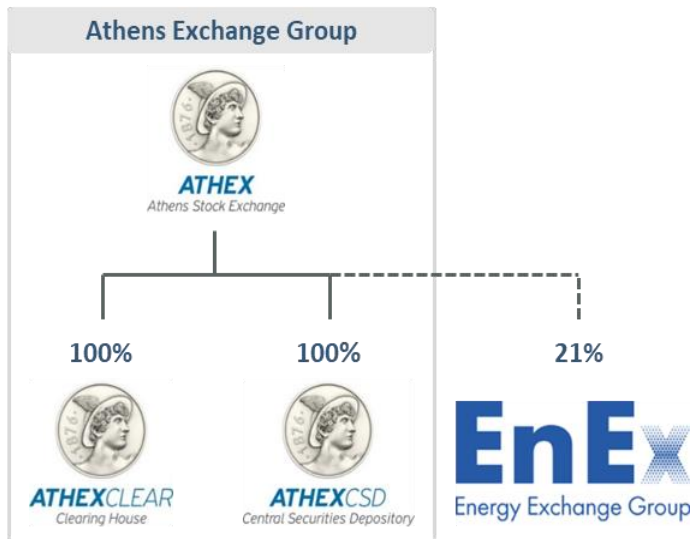


Company Profile

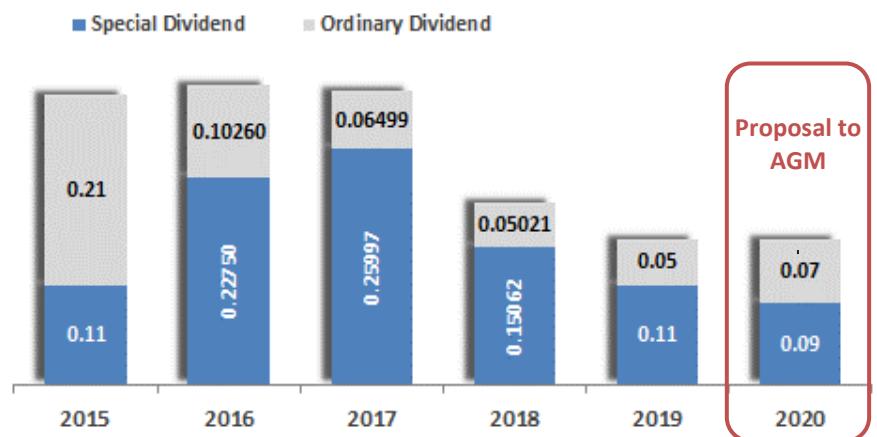
HELLENIC EXCHANGES-ATHENS STOCK EXCHANGE (ATHEX) is the parent company of the Group of companies that support the operation of the Greek capital market. The parent company and its 100% subsidiaries **ATHEXCLEAR** and **ATHEXCSD** operate the organized cash and derivatives markets, carry out trade clearing, settlement and registration of securities, provide comprehensive IT solutions to the Greek capital market as well as other ancillary services (colocation, XNET, LEI et al.) and promote the development of capital markets culture in Greece. The Group also provides support services to the **Hellenic Energy Exchange** in which it holds a 21% stake.

Through the **Hellenic Corporate Governance Council (HCGC)** - a collaboration with the Hellenic Federation of Enterprises - the Group provides corporate governance know-how and monitors the implementation of the Hellenic Corporate Governance Code.

Group Structure

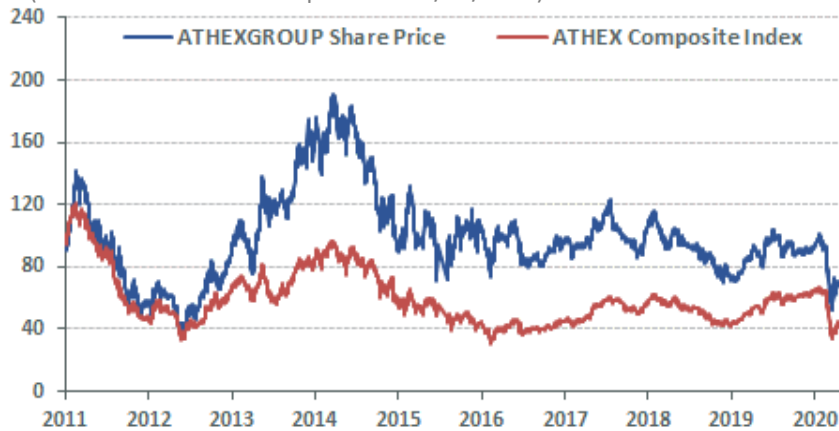


Dividend Policy (per share, year paid)



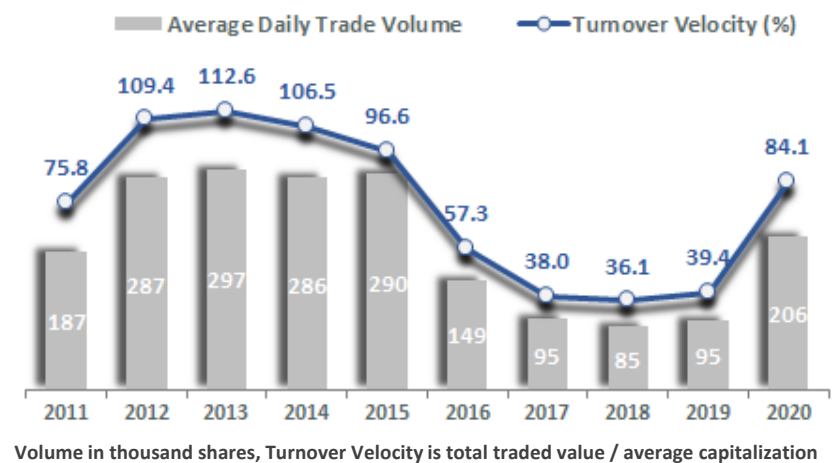
Share Performance

(in common scale of 100 points at 02/01/2011)



Data as of 30 April 2020

Share Liquidity



Recent Developments

Nov 19: The Group publishes the 1st "ESG [Environmental, Social & Governance] Guide" for listed companies

Nov 19: The Athens Exchange welcomed the 1st group of 9 companies participating in the 1st round of the Roots program, which aims to support SMEs in Greece

Financial Calendar

FY 2019 Results Monday March 30 th	Dividend Record / Payment Date: Friday 5 th / Thursday 11 th June
Q1 2020 Results Monday May 25 th	H1 2020 Results Monday July 27 th
Annual General Meeting Friday May 29 th	9M 2020 Results Monday November 30 th

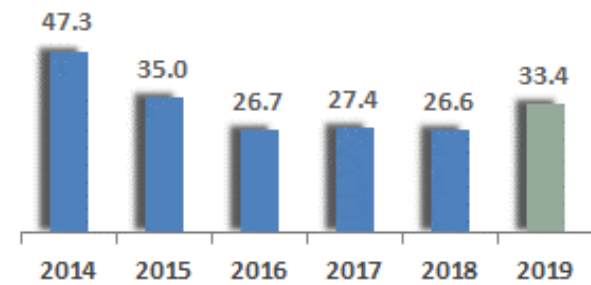
Upcoming Events 2020

- 1st ATHEX Real Estate Conference - Athens - February 11th
- 9th Greek Investment Forum - **Dates to be announced**
- 15th Annual Greek Roadshow - London - September 15th & 16th
- 3rd ATHEX Small Cap Conference - Athens - October 15th

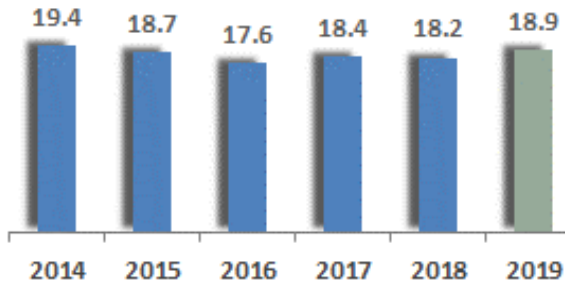


Financial Data (consolidated)

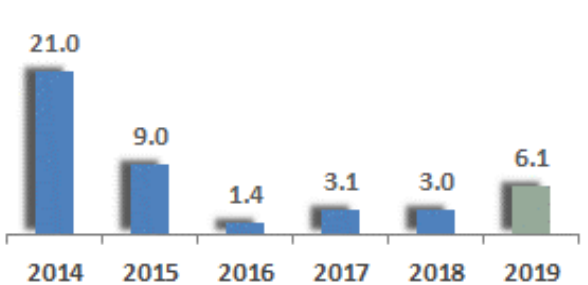
Revenues (€ mil)



Expenses (€ mil)

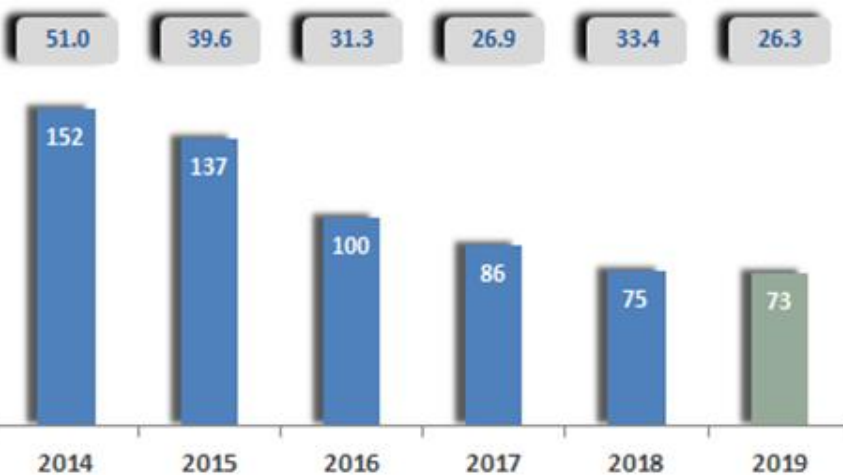


Adjusted Net After Tax Profit (€ mil)



Cash & Cash Equivalents

(cash as % of market capitalization)



Financial Overview (consolidated)

(in € mil. except per share data)

	2015	2016	2017	2018	2019
Revenues	35.0	26.7	27.4	26.6	33.4
Regulator Fee	-1.4	-1.1	-1.1	-1.0	-1.2
Operating Expenses	-18.7	-18.0	-18.4	-18.2	-18.9
EBITDA	15.0	8.0	8.0	7.4	13.2
Depreciation	-2.1	-2.9	-3.1	-3.5	-4.1
EBIT	12.9	5.1	4.9	3.9	9.2
Financial Income	1.6	0.6	0.3	0.6	0.4
EBT	13.5	3.4	5.1	4.0	9.5
Income Tax	-4.4	-1.9	-2.0	-1.0	-3.4
Net Earnings	9.0	1.4	3.1	3.0	6.1
EPS	0.14	0.033	0.042	0.064	0.115
Operating Margin	43%	30%	29%	28%	40%
EBIT Margin	37%	19%	18%	15%	27%
ROE	5.1%	1.0%	2.6%	2.7%	5.6%
Head Count	230	224	221	227	218

Board of Directors

- George Handjinicolaou**
Chairman of BoD, Non-Executive Member
- Alexios Pilavios**
Vice Chairman, Non-Executive Member
- Socrates Lazaridis**
CEO, Executive Member
- Alexandros Antonopoulos**
Independent Non-Executive Member
- Konstantinos Vassiliou**
Non-Executive Member
- Giorgos Doukidis**
Independent Non-Executive Member
- Ioannis Emiris**
Non-Executive Member
- Polyxeni Kazoli**
Independent Non-Executive Member
- Sofia Kounenaki-Efraimoglou**
Independent Non-Executive Member
- Ioannis Kyriakopoulos**
Non-Executive Member
- Adamantini Lazari**
Independent Non-Executive Member
- Spyridoula Papagianidou**
Independent Non-Executive Member
- Nikolaos Chrysochoidis**
Non-Executive Member

Analyst Coverage

- Alpha Finance**
Nikos Katsenos
- Eurobank Equities**
Panagiotis Kladis
- Euroxx**
Vangelis Karanikas
- LXM Group**
Louis Nikolopoulos
- Optima Bank**
Dimitrios Birbos
- National Securities**
Kostas Nikas
- Pantelakis Securities**
Spiros Tsangalakis
- Piraeus Securities**
Iakovos Kourtesis
- ResearchGreece**
Dimitris Giannoulis
- Wood&Co**
Alex Boulougouris

Dividend Policy (per share, year paid)

	2016	2017	2018	2019	2020 [#]
Ordinary Dividend	€0.1026	€0.06499	€0.0502080	€0.05	0.07
Special Dividend	€0.2275	€0.25997	€0.1506239	€0.11	€0.09
Total Dividend	€0.3301	€0.32496	€0.2008319	€0.16	€0.16

proposal to AGM

Shareholder Structure

by country of origin

Greece	48.4%
USA	18.0%
Luxembourg	12.7%
Cayman Islands	7.8%
Ireland	4.3%
British Virgin Isl.	1.9%
United Kingdom	1.4%
Other Countries	5.6%
Total	100.0%

by investor type

Local Banks	5.8%
Local Retail	24.6%
Local Institutional	15.6%
ATHEX Members	0.9%
Management Team	0.1%
Other Greek Shlds	1.4%
International	51.6%
Total	100.0%

Data as of 30 April 2020