

Company Profile

CPI SA, formerly known as CPI Computer Peripherals International (CPI), is a **Greece-based company** active in the Information Technology (IT) sector offering marketing and sales services, merchandising, branding, before and after sale support, as well as repair, maintenance and educational services.

The Company has three main product categories: the **Printing and Office Automation category** that includes color and mono laser printers, graphic and photo printers, and fax machines; the **Distribution Products** category includes products such as computer monitors, projectors, servers, accounting machines and support services, and finally the **IT Solutions** category includes Internet Protocol (IP) Surveillance and networking solutions, Post on Sales applications and services, and IP telephony.

The Company distributes its products via a network of dealers and resellers that covers Greece, Cyprus and the Balkan States. Its main subsidiary is CPI Computer Peripherals International (Cyprus) Ltd.

Group Structure

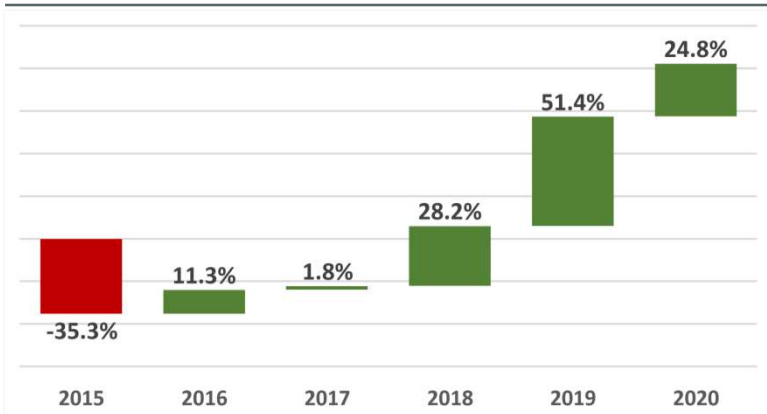
CPI COMPUTER PERIPHERALS

CPI Computer Peripherals:

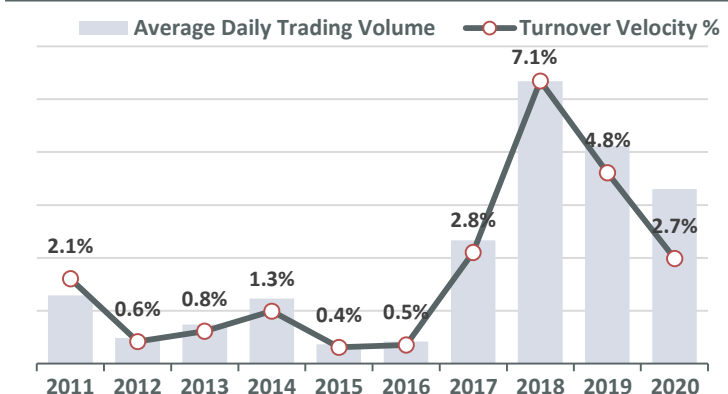
CPI Cyprus Ltd (100%)

CPI BG Ltd (100%)

Share Performance



Share Liquidity



Yearly Performance

2015	2016	2017	2018	2019	2020	CAGR* 2020-11
-35.3%	11.3%	1.8%	28.2%	51.4%	24.8%	6.7%

*Compound Annual Growth Rate

Trailing Performance

1 Month	3 Months	6 Months	9 Months	1 Year	3 Years	5 Years
-13.4%	-12.0%	-4.2%	-6.4%	64.8%	145.2%	119.1%

Source: ATHEXGROUP, Trade Data 29/07/2020

Recent Developments - 2020

- 9 June Sponsorship of the Hadjikyriakeio Child Protection Foundation
- 31 March Announcement of **1st Half** Financial Results for 2020
- 12 March Announcement of the composition of the Audit Committee
- 4 March Ordinary General Assembly

Financial Calendar

	H1 2020 Results	To be Determined
Dividend	Record Date	No Distribution
	Payment Date	No Distribution
Capital Return 2020	Record Date	N/A
	Payment Date	N/A
	9M 2020 Results	To be Determined

Key Information

Mkt Capitalization (€)	4,081,890
Number of Shares Outstanding	9,907,500
ICB Sector Classification (ICB)	Technology
Listing Market	Main Market
Trading Segment	Low Activity
Fiscal Year End	June
Listing Date	11 December 2000

Source: ATHEXGROUP, Data 29/07/2020

Financials (€ thous, consolidated)

Fiscal Year	2015	2016	2017	2018	2019
Revenues	14,572	13,832	14,701	14,850	16,155
Gross Profit	3,314	3,017	2,988	2,834	2,920
EBITDA	903	635	555	325	467
Debt	2,459	1,817	1,874	2,157	2,504
EBT	62	105	97	-33	72
Net Earnings	28	83	35	-82	-14
Assets	8,661	7,846	7,603	7,895	8,570
Equity	3,128	3,212	3,246	3,088	2,862
CAPEX	314	132	250	208	196
Operating Cash Flow	1,444	654	48	-186	-99
Cash	497	378	242	150	211
EBITDA Margin	6.2%	4.6%	3.8%	2.2%	2.9%
Head count	120	123	132	132	130

Cash Distributions (per share)

Year Paid	2016	2017	2018	2019	2020
Ordinary Dividend	0.000	0.000	0.000	0.000	0.000
Special Dividend	0.000	0.000	0.000	0.000	0.000
Total Distributions	0.000	0.000	0.000	0.000	0.000

Board of Directors

Papathanos A Christos

President & CEO, Executive Member)

Chatziantonis - Fotaras M Konstantinos

Vice President, Independent, Non-Executive

Karamanis K Adamantios

Independent, Non-Executive Member

Skouras C Konstantinos

Executive Member

Athanasiadis N George

Executive Member

Tsadima G Sofia

Executive Member

Pigka D Eleni

Non-Executive Member

Zarifopoulos G Panagiotis

Independent, Non-Executive Member

Gavala I Adamantia

Non-Executive Member

Latest Financial Results

1st Half 2020 Financial Results:

- Operating profitability (EBITDA) increased to €291 thous. compared to €73 thous of the corresponding period of the previous year
- The improved Losses Before Taxes were €74 thous compared to €110 thous of the corresponding period of the previous year
- Revenues at the 6-month level decreased by 3.5% and amounted to € 7.79 million compared to € 8.05 million in the corresponding period last year

Products

Printing Solutions

E-Invoicing

Barcode Equipment

Scanners & Digitization

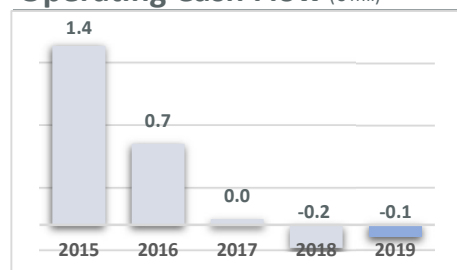
Surveillance & Security

Projectors

Projection Screens

POS-Invoicing

Operating Cash Flow (€ mil)



Total Cash (€ mil)



EBITDA (€ mil)



Shareholder Structure

Shareholders

Papathanos Christos	35.8%
Pikounis Anastasios	33.9%
Oki Europe Ltd	8.6%
Free Float	21.7%

Source: ATHEXGROUP, Data 29/07/2020, published according to Law 3556/2007

Index Participation

DTX -FTSE/Athex Technology

DOM - Athex All Share Index

FTSEA - FTSE/Athex Market Index

Source: ATHEXGROUP, Data 29/07/2020

Identification

Bloomberg:	CPIGA	ISIN Code:	GRS413313008
Reuters:	CPIr.AT	FISN:	CPI COMPUTER/REG SHS
ATHEX Symbol:	CPI	LEI:	213800JYQQ2XERWAWQ19

Contact Details

Sofia Tsadima, Head of Investor Relations (IR)

e-mail: stsa@cpig.gr

www.cpi.gr

The information contained in this report is supplied by ATHEX and by the listed companies. While all reasonable efforts have been taken to ensure the accuracy of the information contained in the report, it cannot be guaranteed. No liability is accepted by ATHEX and/or any listed company. This report does not constitute financial or investment advice. The present document is property of Hellenic Exchanges- Athens Stock Exchange S.A. (ATHEX) and the rights over it are protected under the stipulations about intellectual property rights. Copyright © 2020 Hellenic Exchanges- Athens Stock Exchange S.A.