

Company Profile

Epsilon Net S.A. is a fast-growing group of companies, active since 1999 in the areas of **Business Software Development** (Epsilon Net Software) and **Education** (Epsilon Net Training).

Today, more than **28000 companies** from all sectors as well as finance and tax professionals from the broader financial sector trust Epsilon Net's products and services for their daily operation (Executives in Finance and Business, HR Departments, freelance tax professionals, etc.)

Epsilon Net's **software products** come with an excellent technical support by a team of 150 executives and serve every type of business, regardless of size and industry.

Epsilon Net's range of software includes specialized solutions for both accountancy offices and businesses.

Epsilon Net Group of Companies has been a benchmark in information systems development for more than 20 years, **employing over 370 people** in Athens and Thessaloniki and an ever-growing network of 300 certified resellers throughout Greece at its disposal.

Group Structure

EPSILON NET S.A.

EPSILON NET S.A. owns:

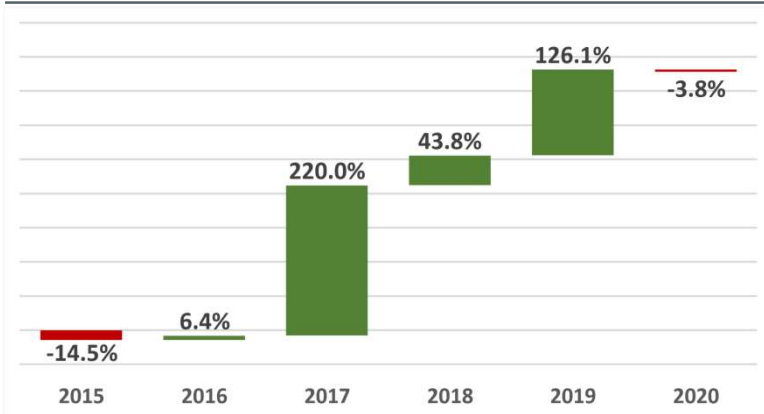
35% of EPSILON HR

**99.97% of EPSILON EUROPE PLC
(EVOLUTIONSIST PLC, EVOLUTIONIST LTD.)**

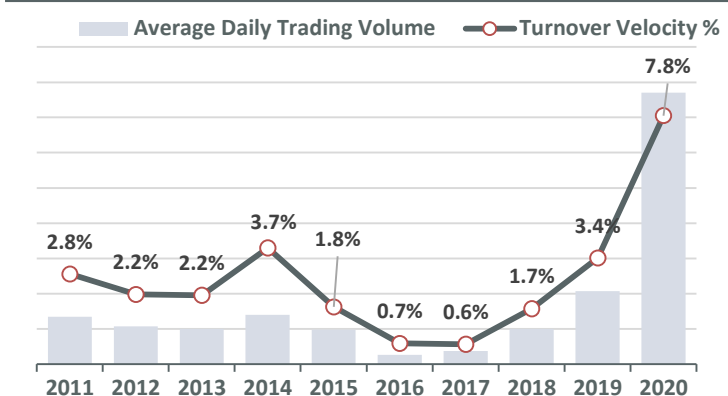
99.98% of EPSILON PYLON S.A.

51% of EPSILON SUPPORT CENTER S.A.

Share Performance



Share Liquidity



Yearly Performance

2015	2016	2017	2018	2019	2020	CAGR* 2020-11
-14.5%	6.4%	220.0%	43.8%	126.1%	-3.8%	26.6%

*Compound Annual Growth Rate

Trailing Performance

1 Month	3 Months	6 Months	9 Months	1 Year	3 Years	5 Years
-1.6%	14.7%	6.8%	4.2%	28.9%	547.7%	503.1%

Source: ATHEXGROUP, Trade Data 29/07/2020

Recent Developments - 2020

- 15 July** Delisting of the companies Shares from the Alternative Market of the ATHEX and **Commencement of trading of the Company's Shares in Regulated ATHEX Market**
- 22 June** Announcement of Financial Results for 2019
- 29 May** Epsilon Net College announces new partnership with the University of Northampton
- 27 April** Distinction for Epsilon Net as Best Workplace 2020 for the sixth consecutive year!
- 16 April** Announcement New BOD

Financial Calendar

	H1 2020 Results	15 September 2020
Dividend	Record Date	To be Determined
	Payment Date	To be Determined
Capital Return 2020	Record Date	N/A
	Payment Date	N/A
	9M 2020 Results	To be Determined

Key Information

Mkt Capitalization (€)	33,500,000
Number of Shares Outstanding	13,400,000
ICB Sector Classification (ICB)	Technology
Listing Market	Main Market
Trading Segment	High Activity
Fiscal Year End	December
Listing Date	15 July 2020

Source: ATHEXGROUP, Data 29/07/2020

Financials (€ thous, consolidated)

Fiscal Year	2015	2016	2017	2018	2019
Revenues	10,992	12,460	14,966	16,228	17,978
Gross Profit	5,323	5,834	7,882	8,551	10,204
EBITDA	1,693	1,338	2,266	2,380	3,260
Debt	786	1,710	3,031	5,863	6,805
EBT	415	115	784	1,049	1,368
Net Earnings	362	116	688	1,039	1,408
Assets	15,317	16,493	19,897	22,802	27,107
Equity	11,136	10,908	11,764	12,075	13,507
CAPEX	960	1,633	2,123	588	494
Operating Cash Flow	1,620	249	1,306	1,080	2,173
Cash	2,300	3,370	4,259	7,709	8,594
EBITDA Margin	15.4%	10.7%	15.1%	14.7%	18.1%
Head count	276	331	380	375	367

Cash Distributions (per share)

Year Paid	2016	2017	2018	2019	2020
Ordinary Dividend	0.000	0.000	0.000	0.000	0.000
Special Dividend	0.090	0.000	0.000	0.040	0.000
Total Distributions	0.090	0.000	0.000	0.040	0.000

Board of Directors

Michos N Ioannis (President/CEO/Executive Member)
Anagnostou D Vasiliki (Deputy CEO & GM/Executive Member)
Koutkoudakis A Ioannis (Executive Member)
Prassas G Vasileios (Executive Member)
Michalopoulos G Paschalis (Executive Member)
Grimpelas D Andreas (Executive Member)
Daskalopoulou Aikaterini (Non Executive Member)
Komninos Z Nikolaos (Independent, Non Executive Member)
Avdimiotis K Spyridon (Independent, Non-Executive Member)

Latest Financial Results

EpsilonNet Financial Performance in FY2019:

Epsilon Net group recorded a significant increase in EBITDA and net profits in 2019, confirming the continuation of the growth path and its penetration into new vertical markets in the field of business software.

- Revenue: 17.98 million vs. 16.23 Mil last year
- EBITDA 3.3 million vs. 2.4 million
- Net income 1.4 million vs. 1 million

Products

Taxation

Tax System 5
Tax System 5 Estate

Accounting

Extra Accounting
Hyper.Axion Accounting

Payroll

PYLON

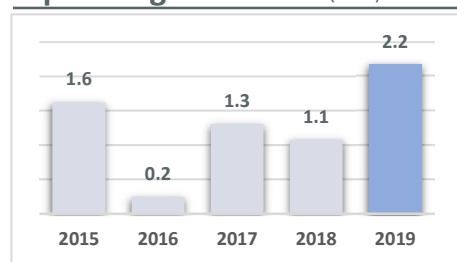
Identification

Bloomberg:	EPSILGA	ISIN Code:	GRS498003003
Reuters:	EPSr.AT	FISN:	EPSILON NET/REG SHS
ATHEX Symbol:	EPSIL	LEI:	2138007CWC1NYS6B6N87

Contact Details

Marina Mantzourani, Head of Investor Relations (IR)
e-mail: ir@epsilon.net
www.epsilon.net

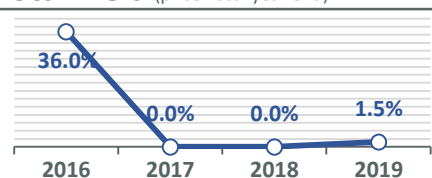
Operating Cash Flow (€ mil)



Total Cash (€ mil)



Total Yield (price fiscal year end)



Shareholder Structure

Shareholders

Michos Ioannis	70.7%
Free Float	29.3%

Source: ATHEXGROUP, Data 29/07/2020, published according to Law 3556/2007

Index Participation

No participation in Indices due to ATHEX Main Market Listing on July 15, 2020

The information contained in this report is supplied by ATHEX and by the listed companies. While all reasonable efforts have been taken to ensure the accuracy of the information contained in the report, it cannot be guaranteed. No liability is accepted by ATHEX and/or any listed company. This report does not constitute financial or investment advice. The present document is property of Hellenic Exchanges- Athens Stock Exchange S.A. (ATHEX) and the rights over it are protected under the stipulations about intellectual property rights. Copyright © 2020 Hellenic Exchanges- Athens Stock Exchange S.A.