

HOLDING COMPANY ADMIE (IPTO) S.A.

Company Profile

ADMIE (IPTO) Holding holds a 51% stake in the Independent Power Transmission Operator S.A. (IPTO or ADMIE), which is the sole asset in the portfolio of ADMIE Holding. ADMIE undertakes the role of Transmission System Operator for the Hellenic Electricity Transmission System and as such performs the duties of System operation maintenance and development, so as to ensure the electricity supply of Greek mainland and islands, in a safe, efficient and reliable manner.

Contact Details

Corporate Communications: George Eleftheriou

Email: office@admieholding.gr

Website: www.admieholding.gr

Address: Dirrachiou 89 & Kifisou 10443, Athina, Greece

Tel: (210) 3636936

Identification

Bloomberg	ADMIE GA
Reuters	ADMr.AT
ATHEX Symbol	ADMIE
ISIN Code	GRS518003009
FISIN	ADMIE/REG SHS
LEI	213800CO5OAZT7F4F862

Key Information

Mkt Capitalization (€)	541,720,000
# of Shares Outstanding	232,000,000
ICB Sector Classification	Utilities
Listing Market	Main Market
Closing Price (€)	2.34
Fiscal Year End	December

Source: ATHEXGROUP, Data 08-Oct-2020

Normalized Share Performance % VS Composite Index



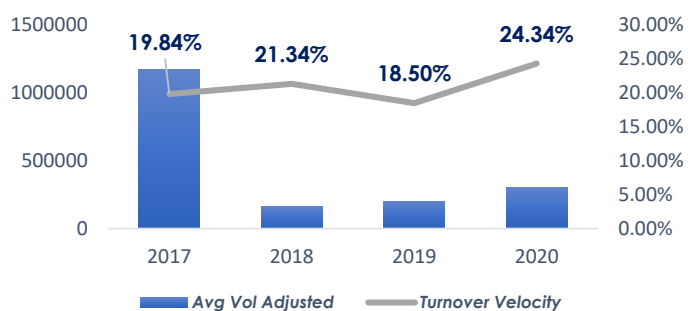
Yearly Performance

2017	2018	2019	2020	CAGR
n/a	-20.14%	50.06%	0.65%	6.45%

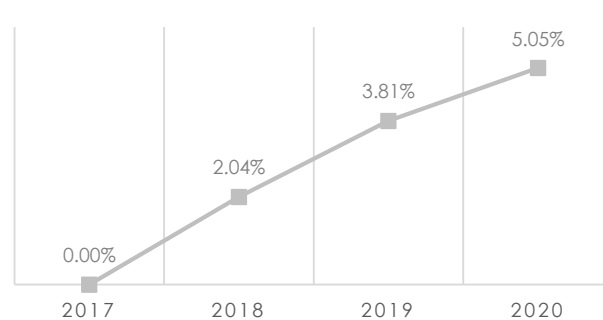
Trailing Performance

5 Year	3 Year	1 Year	9 Month	6 Month	3 Month	1 Month
	22.89%	14.46%	-5.08%	11.72%	1.52%	5.66%

Share Liquidity



Total Yield %

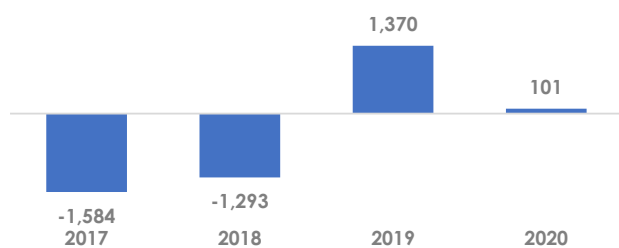


Financials (€ thous, consolidated)

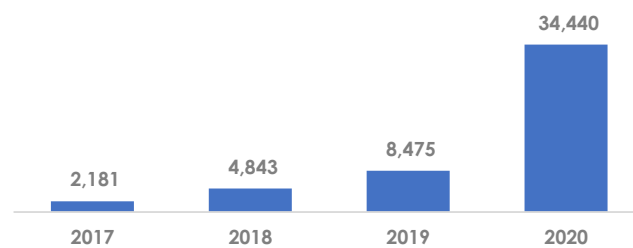
(€ thous, consolidated)

Fiscal Year	2017	2018	2019	1 st 2020
Revenues	24,024	42,353	53,853	20,064
Gross profit	23,041	42,265	53,740	20,030
EBITDA	23,051	42,114	53,432	19,891
Short-term liabilities to banks	-	-	-	-
Long-term Liabilities	-	-	-	-
Debt	-	-	-	-
EBT	23,041	42,265	53,740	20,030
Net Earnings	23,041	42,265	53,740	20,030
Assets	522,408	565,201	727,168	746,900
Equity	518,659	565,180	727,070	746,821
CAPEX	- 16	- 2	- 64	- 2
Operating Cash Flow	- 1,584	- 1,293	1,370	101
Cash	2,181	4,843	8,475	34,440
EBITDA Margin	96%	99%	99%	99%
Debt to Equity Ratio	0%	0%	0%	0%
Net Debt to Equity Ratio	0%	-1%	-1%	-5%

Operating Cash Flow (€ thous.)



Total Cash (€ thous.)



Cash Distributions (€ per share)

Year Paid	2017	2018	2019	2020
Ordinary Dividend	0.00	0.03	0.09	0.12
Special Dividend	0.00	0.00	0.00	0.00
Total Distributions	0.00	0.03	0.09	0.12

Financial Calendar

5/13/2020	Results Announcement
5/13/2020	Results Publication
5/15/2020	Annual Analysts Update
7/16/2020	Annual Ordinary General Meeting
7/16/2020	General Meeting
8/24/2020	Dividend Cut
8/25/2020	Dividend Holders
8/31/2020	Dividend Payment Date

Board of Directors

Xristos Agiakloglou	President/Ceo/Executive Member
Panagiotis Iliopoulos	Vice Chairman/Non Executive Member
Mikas Basileios	Independent Non Executive Member
Drivas Konstantinos	Independent Non Executive Member
Aggelopoylos Konstantinos	Independent Non Executive Member
Paligiannis Dimostenis	Independent Non Executive Member

Shareholders

Public Holding Company Admie (Ipto) S.A.	51.12%
Silchester International Investors Llp	12.94%

Source: ATHEXGROUP, Data 08-Oct-2020 , published according to law 3556/2007

Index Participation

Athex All Share Index
Athex Composite Index Total Return Index
Athex Composite Share Price Index
ATHEX Select Index Plus
FTSE/ATHEX High Dividend Yield Index
FTSE/Athex Large Cap
FTSE/Athex Market Index
FTSE/Athex Utilities
Hellenic Mid & Small Cap Index

The information contained in this report is supplied by ATHEX and by the listed companies. While all reasonable efforts have been taken to ensure the accuracy of the information contained in the report, it cannot be guaranteed. No liability is accepted by ATHEX and/or any listed company. This report does not constitute financial or investment advice. The present document is property of Hellenic Exchanges- Athens Stock Exchange S.A. (ATHEX) and the rights over it are protected under the stipulations about intellectual property rights. Copyright © 2020 Hellenic Exchanges- Athens Stock Exchange S.A.