

# Company Factsheet

October-2020

## HELLENIC EXCHANGES - ATHENS STOCK EXCHANGE S.A.



### Company Profile

HELLENIC EXCHANGES-ATHENS STOCK EXCHANGE (ATHEX) is the parent company of the Group of companies that support the operation of the Greek capital market. The Group operates the organized cash and derivatives markets, carries out trade clearing, settlement and registration of securities, provides comprehensive IT solutions to the Greek capital market as well as other ancillary services. The Group maintains a 21% stake in the Hellenic Energy Exchange.

### Contact Details

Corporate Communications: Stelios Konstantinou

Email: [investor-relations@athexgroup.gr](mailto:investor-relations@athexgroup.gr)

Website: <http://www.athexgroup.gr>

Address: 110 Athinon Avenue 10442, Athina , Greece

Tel: (210)-3366800, Fax: (210)-3366101

### Identification

Bloomberg	EXAE GA
Reuters	EXCr.AT
ATHEX Symbol	EXAE
ISIN Code	GRS395363005
FISIN	ATHEX/REG SHS
LEI	549300GSRN07MNENPL97

### Key Information

Mkt Capitalization (€)	176,216,160
# of Shares Outstanding	60,348,000
ICB Sector Classification	Financials
Listing Market	Main Market
Closing Price (€)	2.92
Fiscal Year End	December

Source: ATHEXGROUP, Data 08-Oct-2020

### Normalized Share Performance % VS Composite Index



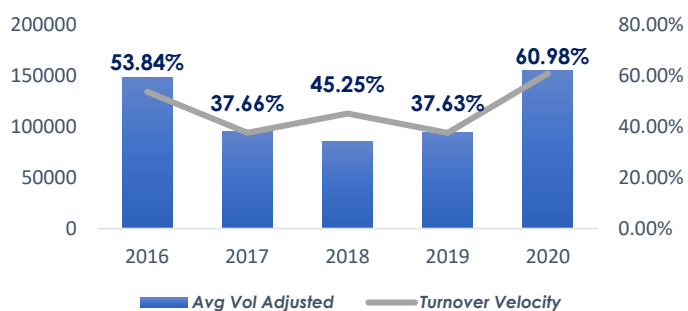
### Yearly Performance

2015	2016	2017	2018	2019	2020	CAGR
13.98%	-7.74%	7.57%	-29.66%	25.27%	-37.00%	-11.24%

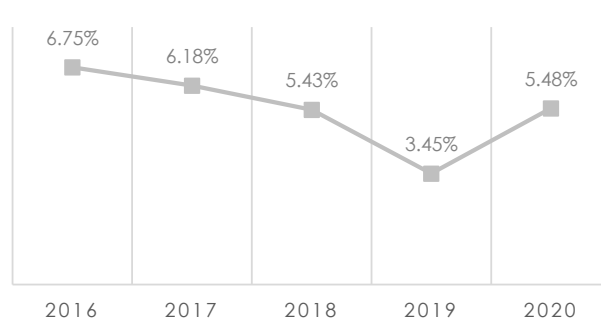
### Trailing Performance

5 Year	3 Year	1 Year	9 Month	6 Month	3 Month	1 Month
-42.75%	-39.04%	-32.87%	-37.61%	-16.21%	-7.30%	4.10%

## Share Liquidity



## Total Yield %

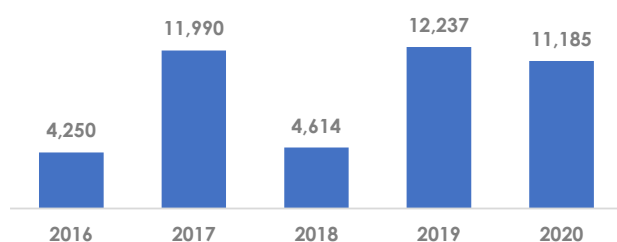


## Financials (€ thous, consolidated)

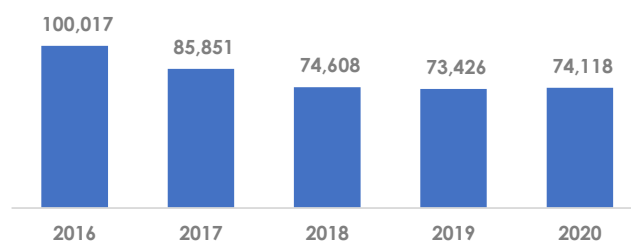
(€ thous, consolidated)

Fiscal Year	2016	2017	2018	2019	1 <sup>H</sup> 2020
<b>Revenues</b>	<b>26,955</b>	<b>27,412</b>	<b>26,586</b>	<b>33,368</b>	<b>15,179</b>
Gross profit	8,020	7,983	7,382	13,236	5,014
<b>EBITDA</b>	<b>8,020</b>	<b>7,983</b>	<b>7,382</b>	<b>13,236</b>	<b>5,014</b>
Short-term liabilities to banks	-	-	-	-	-
<b>Long-term Liabilities</b>	<b>-</b>	<b>-</b>	<b>-</b>	<b>-</b>	<b>-</b>
Debt	-	-	-	-	-
<b>EBT</b>	<b>3,366</b>	<b>5,078</b>	<b>4,008</b>	<b>9,482</b>	<b>2,988</b>
Net Earnings	1,429	3,076	3,027	6,080	2,273
<b>Assets</b>	<b>359,620</b>	<b>290,399</b>	<b>276,072</b>	<b>309,794</b>	<b>336,447</b>
Equity	140,692	118,994	110,738	108,028	101,010
<b>CAPEX</b>	<b>- 2,493</b>	<b>- 2,256</b>	<b>- 3,253</b>	<b>- 3,127</b>	<b>- 911</b>
Operating Cash Flow	4,250	11,990	4,614	12,237	11,185
<b>Cash</b>	<b>100,017</b>	<b>85,851</b>	<b>74,608</b>	<b>73,426</b>	<b>74,118</b>
EBITDA Margin	30%	29%	28%	40%	33%
<b>Debt to Equity Ratio</b>	<b>0%</b>	<b>0%</b>	<b>0%</b>	<b>0%</b>	<b>0%</b>
Net Debt to Equity Ratio	-71%	-72%	-67%	-68%	-73%
<b>Number of Employees</b>	<b>224</b>	<b>221</b>	<b>227</b>	<b>218</b>	<b>220</b>

## Operating Cash Flow (€ thous.)



## Total Cash (€ thous.)



## Cash Distributions (€ per share)

Year Paid	2016	2017	2018	2019	2020
Ordinary Dividend	0.10	0.06	0.05	0.05	0.07
Special Dividend	0.23	0.26	0.15	0.11	0.09
<b>Total Distributions</b>	<b>0.33</b>	<b>0.32</b>	<b>0.20</b>	<b>0.16</b>	<b>0.16</b>

## Financial Calendar

5/25/2020	Three Months' Results Publication
5/29/2020	Annual Ordinary General Meeting
5/29/2020	General Meeting
6/4/2020	Dividend Cut
6/5/2020	Dividend Holders
6/11/2020	Dividend Payment Date
7/27/2020	Six Months' Results Publication
8/5/2020	Capital Return
11/30/2020	Nine Months' Results Publication

## Board of Directors

<b>Handjinicolaou George</b>	President/Non Executive Member
<b>Pilavios A. Alexios</b>	Vice President/Non Executive Member
<b>Lazaridis Sokrates</b>	Ceo/Executive Member
<b>Antonopoulos T. Alexandros</b>	Independent Non Executive Member
<b>Vasileiou V. Konstantinos</b>	Non Executive Member
<b>Doukidis Giorgos</b>	Independent Non Executive Member
<b>Emiris M. Ioannis</b>	Non Executive Member
<b>Kazoli Polyxeni</b>	Independent Non Executive Member
<b>Kounenaki - Efraimoglou K. Sofia</b>	Independent Non Executive Member
<b>Kyriakopoulos Ioannis</b>	Non Executive Member
<b>Lazari K. Adamantini</b>	Independent Non Executive Member
<b>Papagiannidou Spyridoula</b>	Independent Non Executive Member
<b>Chrysochoidis G. Nikolaos</b>	Non Executive Member

## Shareholders

The London And Amsterdam Trust Company Ltd

**5.01%**

*Source: ATHEXGROUP, Data 08-Oct-2020 , published according to law 3556/2007*

## Index Participation

Athex All Share Index  
Athex Composite Index Total Return Index  
Athex Composite Share Price Index  
ATHEX Select Index Plus  
FTSE/Athex Financial Services  
FTSE/ATHEX High Dividend Yield Index  
FTSE/Athex Large Cap  
FTSE/Athex Market Index  
Hellenic Mid & Small Cap Index

The information contained in this report is supplied by ATHEX and by the listed companies. While all reasonable efforts have been taken to ensure the accuracy of the information contained in the report, it cannot be guaranteed. No liability is accepted by ATHEX and/or any listed company. This report does not constitute financial or investment advice. The present document is property of Hellenic Exchanges- Athens Stock Exchange S.A. (ATHEX) and the rights over it are protected under the stipulations about intellectual property rights. Copyright © 2020 Hellenic Exchanges- Athens Stock Exchange S.A.