

Company Factsheet

October-2020

CENERGY HOLDINGS S.A.



Company Profile

Cenergy Holdings is a Belgian holding company, listed on both Euronext Brussels and Athens Stock Exchange. Its portfolio consists of Corinth Pipeworks and Hellenic Cables, companies positioned at the forefront of energy transfer, renewables and data transmission markets. Corinth Pipeworks is a world leader in steel pipe manufacturing for the oil and gas sector. Hellenic Cables is one of the largest cable producers in Europe, manufacturing power and telecom cables, as well as submarine cables.

Contact Details

Corporate Communications: Zairi Sofia

Email: ir@cenergyholdings.com

Website: www.cenergyholdings.com

Address: 30 Marnix Avenue 1000, Brussels, Belgium

Tel: (210) 6787111, Fax: (210) 6787222

Identification

Bloomberg	CENER GA
Reuters	CENER.BR
ATHEX Symbol	CENER
ISIN Code	BE0974303357
FISIN	Cenergy Hldg/RegSh EURO
LEI	549300P50MFNOHG4U221

Key Information

Mkt Capitalization (€)	256,719,619
# of Shares Outstanding	190,162,681
ICB Sector Classification	Industrials
Listing Market	Main Market
Closing Price (€)	1.35
Fiscal Year End	December

Source: ATHEXGROUP, Data 08-Oct-2020

Normalized Share Performance % VS Composite Index



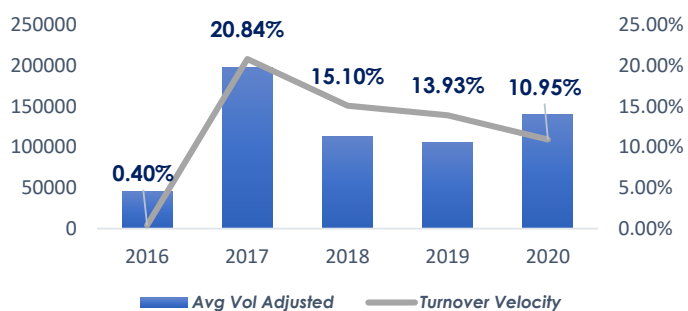
Yearly Performance

2016	2017	2018	2019	2020	CAGR
	97.44%	2.76%	7.10%	-0.59%	21.23%

Trailing Performance

5 Year	3 Year	1 Year	9 Month	6 Month	3 Month	1 Month
	33.66%	6.30%	-3.43%	64.63%	51.69%	42.41%

Share Liquidity



Total Yield %

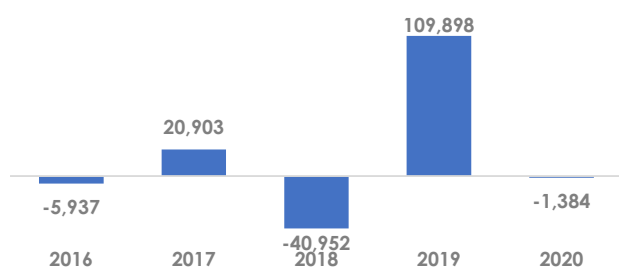
No Cash Distributions

Financials (€ thous, consolidated)

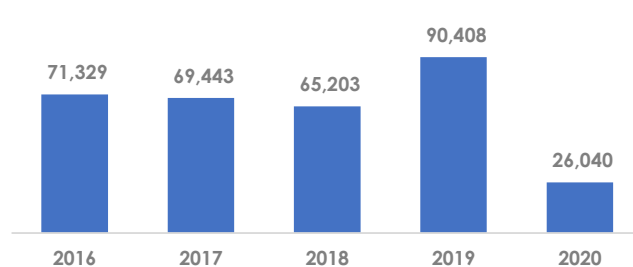
(€ thous, consolidated)

Fiscal Year	2016	2017	2018	2019	1 ^H 2020
Revenues	691,775	758,318	963,797	958,016	417,365
Gross profit	62,907	58,756	69,244	98,514	46,954
EBITDA	54,019	44,605	56,223	90,273	40,161
Short-term liabilities to banks	184,396	86,141	174,792	177,730	162,045
Long-term Liabilities	262,823	362,732	363,854	320,827	308,706
Debt	447,219	448,873	538,645	498,556	470,751
EBT	2,821	10,610	708	28,492	11,864
Net Earnings	- 3,772	- 4,775	6,888	20,177	8,076
Assets	890,371	889,763	1,058,696	1,047,626	1,002,598
Equity	206,462	200,222	203,298	231,862	237,264
CAPEX	- 22,942	- 20,674	- 50,238	- 55,500	- 29,763
Operating Cash Flow	- 5,937	20,903	- 40,952	109,898	- 1,384
Cash	71,329	69,443	65,203	90,408	26,040
EBITDA Margin	8%	6%	6%	9%	10%
Debt to Equity Ratio	217%	224%	265%	215%	198%
Net Debt to Equity Ratio	182%	190%	233%	176%	187%
Number of Employees	1,653	1,668	1,914	2,088	2,190

Operating Cash Flow (€ thous.)



Total Cash (€ thous.)



Cash Distributions (€ per share)

Year Paid	2016	2017	2018	2019	2020
Ordinary Dividend	0.00	0.00	0.00	0.00	0.00
Special Dividend	0.00	0.00	0.00	0.00	0.00
Total Distributions	0.00	0.00	0.00	0.00	0.00

Financial Calendar

5/26/2020

General Meeting

Board of Directors

Moulaert Jacques	President/Executive Member
Kyriakopoulos Dimitrios	Vice President
Alexiou Alexios	Ceo
Thomadakis Efstratios	Executive Member
Rudkowski Joseph	Independent Non Executive Member
Bedoret Xavier	Non Executive Member
McVicker Simon	Non Executive Member
Wiedenmann Rudolf	Independent Non Executive Member
Gallagher William	Independent Non Executive Member

Shareholders

Viohalco Sa/Nv	81.93%
----------------	---------------

Source: ATHEXGROUP, Data 08-Oct-2020 , published according to law 3556/2007

Index Participation

Athex All Share Index
Athex Composite Index Total Return Index
Athex Composite Share Price Index
ATHEX Select Index Plus
FTSE/Athex Industrial Goods & Services
FTSE/Athex Market Index
FTSE/Athex Mid Cap Index
Hellenic Mid & Small Cap Index

The information contained in this report is supplied by ATHEX and by the listed companies. While all reasonable efforts have been taken to ensure the accuracy of the information contained in the report, it cannot be guaranteed. No liability is accepted by ATHEX and/or any listed company. This report does not constitute financial or investment advice. The present document is property of Hellenic Exchanges- Athens Stock Exchange S.A. (ATHEX) and the rights over it are protected under the stipulations about intellectual property rights. Copyright © 2020 Hellenic Exchanges- Athens Stock Exchange S.A.