

ELVALHALCOR HELLENIC COPPER AND ALUMINIUM INDUSTRY S.A.

Company Profile

ElvalHalcor is a leading global manufacturer of aluminium and copper products. The Company has a strong production base across 15 industrial units in Greece, Bulgaria, Turkey and the Netherlands and a market presence in over 100 countries. ElvalHalcor is active in many growing markets: Automotive and shipbuilding, Packaging, Energy and power networks, Renewable energy, Industrial applications, Heating, ventilation, air conditioning and refrigeration (HVAC&R), Building and construction.

Contact Details

Corporate Communications: Alexandros Kompotis

Email: ir@elvalhalcor.com

Website: <http://www.elvalhalcor.com>

Address: 2-4 Pyrgos Athinon-Ktirio B', Mesogeion Ave. 11527, Athina, Greece

Tel: 2262048640, Fax: 2262048910

Identification

Bloomberg	ELHA GA
Reuters	ELHA.AT
ATHEX Symbol	ELHA
ISIN Code	GRS281003004
FISIN	ELVALHALCOR/REG SHS
LEI	213800EYWS2GY56AWP42

Key Information

Mkt Capitalization (€)	540,347,884
# of Shares Outstanding	375,241,586
ICB Sector Classification	Basic Materials
Listing Market	Main Market
Closing Price (€)	1.44
Fiscal Year End	December

Source: ATHEXGROUP, Data 08-Oct-2020

Normalized Share Performance % VS Composite Index



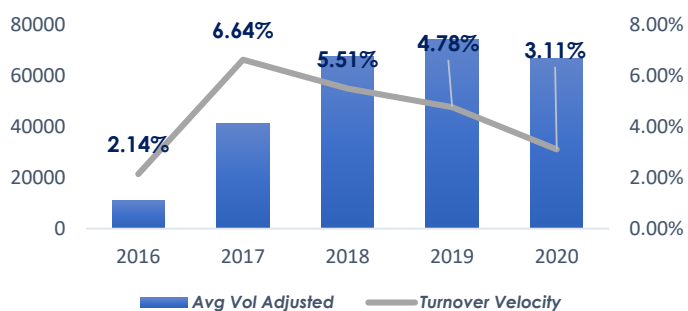
Yearly Performance

2015	2016	2017	2018	2019	2020	CAGR
-8.67%	53.65%	225.42%	-10.22%	41.46%	-17.24%	39.35%

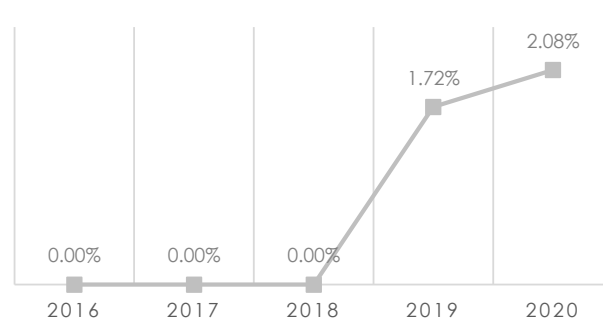
Trailing Performance

5 Year	3 Year	1 Year	9 Month	6 Month	3 Month	1 Month
331.14%	32.11%	-12.73%	-17.34%	27.43%	28.80%	16.88%

Share Liquidity



Total Yield %

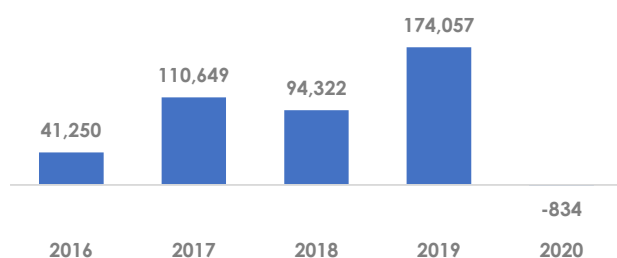


Financials (€ thous, consolidated)

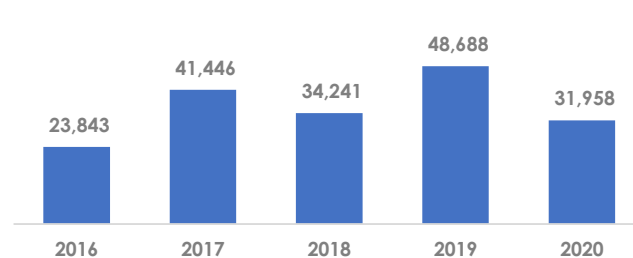
(€ thous, consolidated)

Fiscal Year	2016	2017	2018	2019	1 ^H 2020
Revenues	692,898	1,150,369	2,117,789	2,044,606	998,769
Gross profit	39,934	103,566	166,948	145,064	58,587
EBITDA	35,289	113,206	165,166	137,397	52,085
Short-term liabilities to banks	239,604	292,933	384,416	452,186	468,380
Long-term Liabilities	106,742	275,307	193,553	162,393	194,913
Debt	346,346	568,240	577,969	614,579	663,293
EBT	- 10,058	50,674	75,849	58,179	8,877
Net Earnings	- 7,373	33,264	64,303	41,941	7,806
Assets	567,355	1,525,427	1,674,543	1,753,680	1,821,192
Equity	99,549	668,416	730,468	761,272	756,196
CAPEX	- 376	- 44,788	- 92,850	- 164,085	- 60,566
Operating Cash Flow	41,250	110,649	94,322	174,057	834
Cash	23,843	41,446	34,241	48,688	31,958
EBITDA Margin	5%	10%	8%	7%	5%
Debt to Equity Ratio	348%	85%	79%	81%	88%
Net Debt to Equity Ratio	324%	79%	74%	74%	83%
Number of Employees	1,094	2,595	2,877	2,997	2,999

Operating Cash Flow (€ thous.)



Total Cash (€ thous.)



Cash Distributions (€ per share)

Year Paid	2016	2017	2018	2019	2020
Ordinary Dividend	0.00	0.00	0.00	0.03	0.03
Special Dividend	0.00	0.00	0.00	0.00	0.00
Total Distributions	0.00	0.00	0.00	0.03	0.03

Financial Calendar

5/25/2020	General Meeting
5/25/2020	Annual Ordinary General Meeting
6/1/2020	Dividend Cut
6/2/2020	Dividend Holders
6/5/2020	Dividend Payment Date

Board of Directors

Papageorgopoulos Theodosios	Chairman/Non Executive Member
Kyriakopoulos Dimitrios	Vice President/Executive Member
Sapountzis Periklis	Executive Member
Katsampas Georgios	Non Executive Member
Kokolis Spyridon	Executive Member
Barouchas Lampros	Executive Member
Koudounis Nikolaos	Non Executive Member
Katsaros Konstantinos	Executive Member
Boloydakis Stavros	Executive Member
Kotsampasakis Eftychios	Executive Member
Thomas George Sofis	Independent Non Executive Member
Galefas Nikolaos	Independent Non Executive Member
Nikolaidi Natalia	Independent Non Executive Member
Stassinopoulos Elias	Non Executive Member

Shareholders

Viohalco Sa/Nv	91.44%
----------------	---------------

Source: ATHEXGROUP, Data 08-Oct-2020 , published according to law 3556/2007

Index Participation

Athex All Share Index

The information contained in this report is supplied by ATHEX and by the listed companies. While all reasonable efforts have been taken to ensure the accuracy of the information contained in the report, it cannot be guaranteed. No liability is accepted by ATHEX and/or any listed company. This report does not constitute financial or investment advice. The present document is property of Hellenic Exchanges- Athens Stock Exchange S.A. (ATHEX) and the rights over it are protected under the stipulations about intellectual property rights. Copyright © 2020 Hellenic Exchanges- Athens Stock Exchange S.A.