

EUROPEAN RELIANCE GEN. INSURANCE CO. S.A.

Company Profile

The purpose of the European Reliance General Insurance Co.S.A. is to provide Non-life and Life insurance services in all sectors, except for the credit and guarantee sectors, in accordance with articles 4 & 5 , of L.4364/2016 respectively.

Contact Details

Corporate Communications: Gkouskos Georgios

Email: info@europisti.gr

Website: <http://www.europisti.gr>

Address: 274 Kifisias Ave. 15232, Chalandri , Greece

Tel: (210)-8119655, Fax: (210)-6841325

Identification

Bloomberg	EUPIC GA
Reuters	EREr.AT
ATHEX Symbol	EUPIC
ISIN Code	GRS277023008
FISIN	EUROPEAN RELIAN/REG SHS
LEI	213800W686QUBHHI3M86

Key Information

Mkt Capitalization (€)	111,664,929
# of Shares Outstanding	27,503,677
ICB Sector Classification	Financials
Listing Market	Main Market
Closing Price (€)	4.06
Fiscal Year End	December

Source: ATHEXGROUP, Data 08-Oct-2020

Normalized Share Performance % VS Composite Index



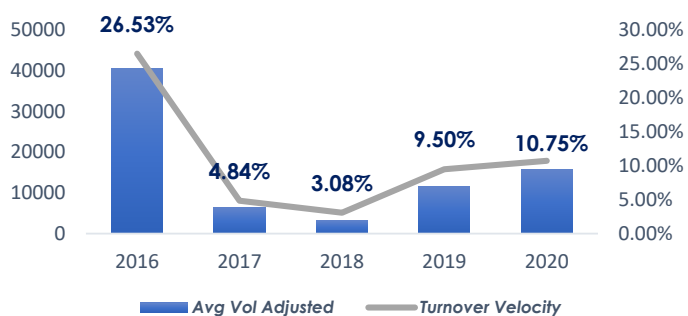
Yearly Performance

2015	2016	2017	2018	2019	2020	CAGR
0.72%	40.71%	81.73%	-4.75%	48.97%	-20.08%	23.73%

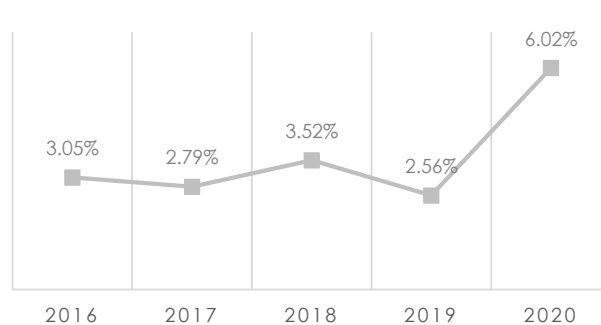
Trailing Performance

5 Year	3 Year	1 Year	9 Month	6 Month	3 Month	1 Month
172.48%	15.67%	-24.54%	-20.39%	1.50%	13.09%	13.41%

Share Liquidity



Total Yield %

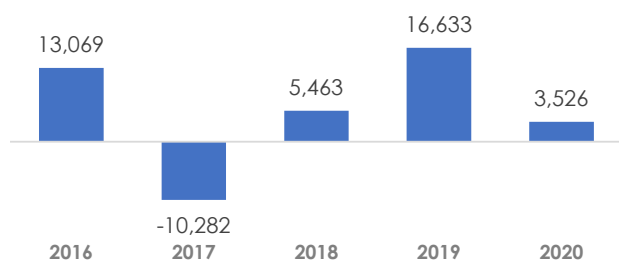


Financials (€ thous, consolidated)

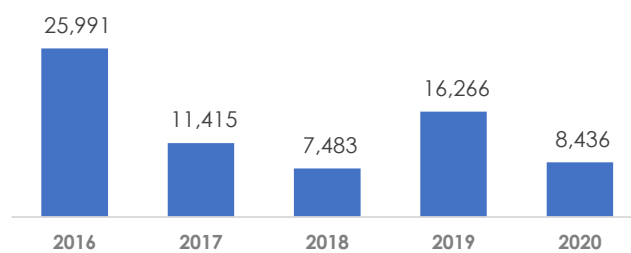
(€ thous, consolidated)

Fiscal Year	2016	2017	2018	2019	1 ^H 2020
Revenue	167,685	183,549	189,563	208,298	106,446
EBT	21,037	22,798	15,387	22,397	13,831
EAT	14,698	15,975	10,714	17,506	10,309
Equity	95,277	115,401	115,918	141,226	139,749
Total assets	387,745	417,546	429,435	481,745	474,287
Total Liabilities	483,022	532,947	545,353	622,971	614,036
Operating Cash flow	13,069	-10,282	5,463	16,633	3,526
Investing Cash flow	-1,066	-1,368	-2,403	-2,633	-2,787
Financing Cash flow	-1,652	-2,926	-3,302	-5,217	-8,569
Cash	25,991	11,415	7,483	16,266	8,436
EPS after tax	0.53	0.58	0.39	0.64	0.38
Number of Employees	1,035	1,121	1,175	1,125	1,200

Operating Cash Flow (€ thous.)



Total Cash (€ thous.)



Cash Distributions (€ per share)

Year Paid	2016	2017	2018	2019	2020
Ordinary Dividend	0.06	0.10	0.12	0.13	0.24
Special Dividend	0.00	0.00	0.00	0.00	0.00
Total Distributions	0.06	0.10	0.12	0.13	0.24

Financial Calendar

5/6/2020	Dividend Cut
5/7/2020	Dividend Holders
5/12/2020	Dividend Payment Date
9/30/2020	Six Months' Results Publication

Board of Directors

Chalkiopoulos X. Nikolaos	President/Executive Member
Verzovitis I. Stefanos	Vice President/Executive Member
Georgakopoulos I. Xristos	Ceo/Executive Member
Sarp X. Erik Kristofer	Executive Member
Konstantinidis I. Georgios	Non Executive Member
Morris R. Keith	Independent Non Executive Member
Chronis A. Theodore	Non Executive Member
Diamantopoulos K. Georgios	Independent Non Executive Member
Poylios A. Xristoforos	Independent Non Executive Member

Shareholders

Georgakopoulos Christos	26.05%
European Bank For Reconstruction And Development	15.00%
Konstantinidi Eydokia	8.94%
Lekkakos Stavros	5.45%

Source: ATHEXGROUP, Data 08-Oct-2020 , published according to law 3556/2007

Index Participation

Athex All Share Index
Athex Composite Index Total Return Index
Athex Composite Share Price Index
ATHEX Select Index
FTSE/ATHEX High Dividend Yield Index
FTSE/Athex Insurance
FTSE/Athex Market Index
FTSE/Athex Mid Cap Index

The information contained in this report is supplied by ATHEX and by the listed companies. While all reasonable efforts have been taken to ensure the accuracy of the information contained in the report, it cannot be guaranteed. No liability is accepted by ATHEX and/or any listed company. This report does not constitute financial or investment advice. The present document is property of Hellenic Exchanges- Athens Stock Exchange S.A. (ATHEX) and the rights over it are protected under the stipulations about intellectual property rights. Copyright © 2020 Hellenic Exchanges- Athens Stock Exchange S.A.