

THESSALONIKI WATER AND SEWAGE COMPANY SA

Company Profile

The provision of water and sewerage services, design, construction, installation, operation, utilization, management, maintenance, extension and renewal of water supply and sewage systems. These activities and projects include the pumping, desalination, treatment, storage, transportation, distribution and management of water, as well as the collection, treatment, storage and management of all kinds of wastewater and the processing, distribution, disposal and management of sewerage products.

Contact Details

Corporate Communications: Maria Samara

Email: investors@eyath.gr

Website: <http://www.eyath.gr>

Address: 127 Egnatias Str. 54635, Thessaloniki, Greece

Tel: (2310)-966720, Fax: (2310)-250642

Identification

Bloomberg	EYAPS GA
Reuters	TWSr.AT
ATHEX Symbol	EYAPS
ISIN Code	GRS428003008
FISIN	EYATH/REG SHS
LEI	21380054CNOGH2BJQJ59

Key Information

Mkt Capitalization (€)	143,385,000
# of Shares Outstanding	36,300,000
ICB Sector Classification	Utilities
Listing Market	Main Market
Closing Price (€)	3.95
Fiscal Year End	December

Source: ATHEXGROUP, Data 08-Oct-2020

Normalized Share Performance % VS Composite Index



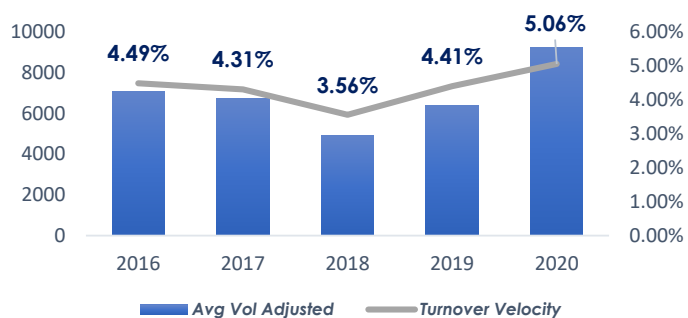
Yearly Performance

2015	2016	2017	2018	2019	2020	CAGR
14.94%	16.00%	29.31%	-1.33%	7.88%	-17.54%	5.66%

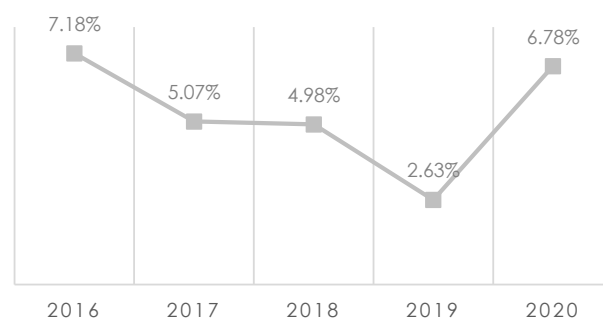
Trailing Performance

5 Year	3 Year	1 Year	9 Month	6 Month	3 Month	1 Month
20.43%	-9.20%	-19.39%	-16.84%	8.22%	-10.23%	-4.59%

Share Liquidity



Total Yield %

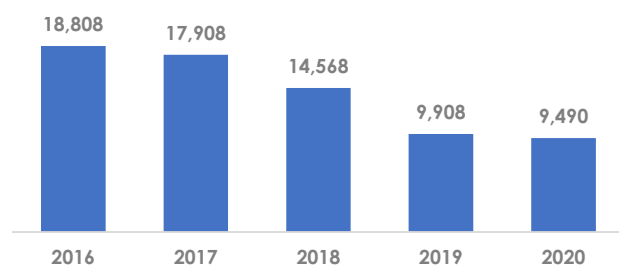


Financials (€ thous, consolidated)

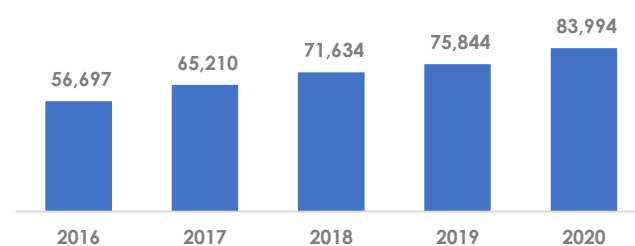
(€ thous, consolidated)

Fiscal Year	2016	2017	2018	2019	1 ^H 2020
Revenues	73,278	73,401	73,030	72,686	34,464
Gross profit	29,496	30,143	30,286	29,069	13,054
EBITDA	26,501	29,512	27,522	25,925	10,216
Short-term liabilities to banks	-	-	-	-	-
Long-term Liabilities	-	-	-	-	-
Debt	-	-	-	-	-
EBT	21,769	24,931	20,951	20,652	7,380
Net Earnings	12,457	16,449	14,001	14,658	4,837
Assets	191,998	200,349	209,872	218,579	227,062
Equity	154,155	162,424	173,139	183,212	178,320
CAPEX	- 5,511	- 3,120	- 2,056	- 2,129	- 1,339
Operating Cash Flow	18,808	17,908	14,568	9,908	9,490
Cash	56,697	65,210	71,634	75,844	83,994
EBITDA Margin	36%	40%	38%	36%	30%
Debt to Equity Ratio	0%	0%	0%	0%	0%
Net Debt to Equity Ratio	-37%	-40%	-41%	-41%	-47%
Number of Employees	221	380	361	344	361

Operating Cash Flow (€ thous.)



Total Cash (€ thous.)



Cash Distributions (€ per share)

Year Paid	2016	2017	2018	2019	2020
Ordinary Dividend	0.25	0.23	0.22	0.13	0.27
Special Dividend	0.00	0.00	0.00	0.00	0.00
Total Distributions	0.25	0.23	0.22	0.13	0.27

Financial Calendar

7/9/2020	Dividend Cut
7/10/2020	Dividend Holders
7/16/2020	Dividend Payment Date
9/4/2020	Six Months' Results Publication
9/25/2020	Six Months' Results Publication

Board of Directors

Papadopoulos Agis	Chairman/Non Executive Member
Amanatidis Anthimos	Ceo/Executive Member
Penelis Grigorios	Vice President/Non Executive Member
Klifou Nikolaos	Independent Non Executive Member
Koulouris Theodoros	Executive Member
Satlas Georgios	Non Executive Member
Ammanatidou Sofia	Independent Non Executive Member
Tsikloudaki Katerina	Non Executive Member
Petala Maria	Independent Non Executive Member
Archontopoulos Georgios	Non Executive Member
Mitziias Ioannis	Non Executive Member

Shareholders

Hellenic Corporation Of Assets & Participations S.A.	50.00%
Hellenic Republic Asset Development Fund S.A.	24.02%
Suez Environment Company	5.01%

Source: ATHEXGROUP, Data 08-Oct-2020 , published according to law 3556/2007

Index Participation

Athex All Share Index
Athex Composite Index Total Return Index
Athex Composite Share Price Index
ATHEX Select Index Plus
FTSE/ATHEX High Dividend Yield Index
FTSE/Athex Market Index
FTSE/Athex Mid Cap Index
FTSE/ATHEX Mid & Small Cap Factor-Weighted Index
FTSE/Athex Utilities
Hellenic Mid & Small Cap Index

The information contained in this report is supplied by ATHEX and by the listed companies. While all reasonable efforts have been taken to ensure the accuracy of the information contained in the report, it cannot be guaranteed. No liability is accepted by ATHEX and/or any listed company. This report does not constitute financial or investment advice. The present document is property of Hellenic Exchanges- Athens Stock Exchange S.A. (ATHEX) and the rights over it are protected under the stipulations about intellectual property rights. Copyright © 2020 Hellenic Exchanges- Athens Stock Exchange S.A.