

Company Factsheet



October-2020

KRI-KRI MILK INDUSTRY SA

Company Profile

Production of dairy products, mainly Greek yogurts and ice-creams. Nationwide distribution network in Greece, comprising of super market chains and small points of sale. Exports to more than 24 countries abroad.

Contact Details

Corporate Communications: Sarmadakis Konstantinos

Email: investors@krikri.gr

Website: <http://www.krikri.gr>

Address: 3Rd Km Serron-Dramas Rd , Serres , Greece

Tel: (23210)-68300, Fax: (23210)-68311

Identification

Bloomberg	KRI GA
Reuters	KRIr.AT
ATHEX Symbol	KRI
ISIN Code	GRS469003024
FISIN	KRI-KRI/REG SHS
LEI	2138001WX9OOFYWL4P68

Key Information

Mkt Capitalization (€)	215,584,687
# of Shares Outstanding	33,065,136
ICB Sector Classification	Consumer Staples
Listing Market	Main Market
Closing Price (€)	6.52
Fiscal Year End	December

Source: ATHEXGROUP, Data 08-Oct-2020

Normalized Share Performance % VS Composite Index



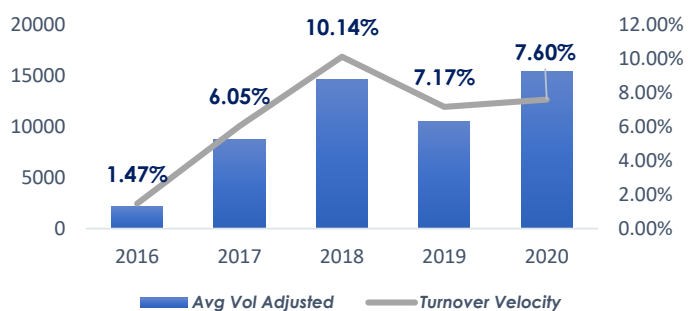
Yearly Performance

2015	2016	2017	2018	2019	2020	CAGR
2.70%	1.58%	55.96%	41.20%	33.18%	15.19%	27.97%

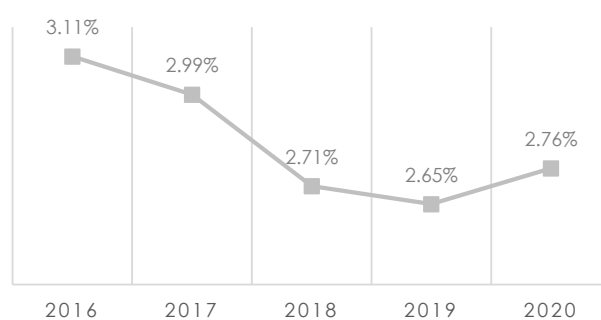
Trailing Performance

5 Year	3 Year	1 Year	9 Month	6 Month	3 Month	1 Month
272.57%	118.06%	36.12%	17.69%	42.36%	9.03%	12.41%

Share Liquidity



Total Yield %

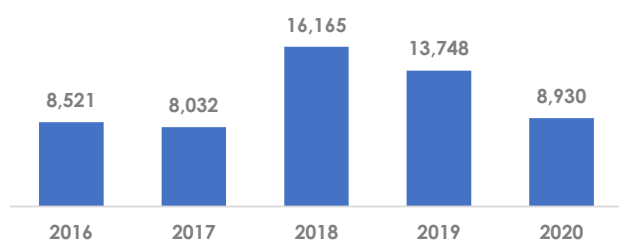


Financials (€ thous, consolidated)

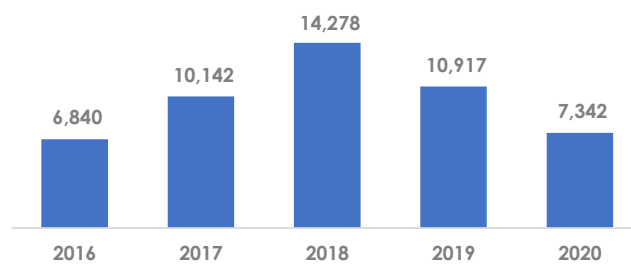
(€ thous, consolidated)

Fiscal Year	2016	2017	2018	2019	1 ^H 2020
Revenues	66,570	79,246	94,234	112,903	65,923
Gross profit	25,744	28,414	36,663	39,102	22,763
EBITDA	10,990	12,450	17,292	21,120	13,804
Short-term liabilities to banks	7,253	4,200	8,000	10,030	4,930
Long-term Liabilities	1,814	6,200	1,200	2,193	1,000
Debt	9,067	10,400	9,200	12,223	5,930
EBT	8,162	9,891	14,240	17,570	11,942
Net Earnings	6,236	7,337	10,122	15,015	9,087
Assets	76,321	82,419	90,013	107,339	119,649
Equity	45,191	49,512	55,831	66,106	75,193
CAPEX	- 3,884	- 6,003	- 7,726	- 15,121	- 5,946
Operating Cash Flow	8,521	8,032	16,165	13,748	8,930
Cash	6,840	10,142	14,278	10,917	7,342
EBITDA Margin	17%	16%	18%	19%	21%
Debt to Equity Ratio	20%	21%	16%	18%	8%
Net Debt to Equity Ratio	5%	1%	-9%	2%	-2%
Number of Employees	309	344	380	412	437

Operating Cash Flow (€ thous.)



Total Cash (€ thous.)



Cash Distributions (€ per share)

Year Paid	2016	2017	2018	2019	2020
Ordinary Dividend	0.06	0.09	0.12	0.15	0.18
Special Dividend	0.00	0.00	0.00	0.00	0.00
Total Distributions	0.06	0.09	0.12	0.15	0.18

Financial Calendar

7/7/2020	Annual Ordinary General Meeting
7/7/2020	General Meeting
8/20/2020	Dividend Cut
8/21/2020	Dividend Holders
8/26/2020	Dividend Payment Date
9/15/2020	Six Months' Results Publication

Board of Directors

Tsinabos G. Panagiotis	President/Ceo/Executive Member
Kotsabasis I. Georgios	Vice President/Executive Member
Xentes K. Teodoros	Independent Non Executive Member
Kyriakidis Anastasios	Independent Non Executive Member
Mavridoglou G. Antonios	Independent Non Executive Member

Shareholders

Tsinabos Panagiotis	18.05%
Oikonomou Athanasia - Tsinabou Anastasia (Joint Account)	15.12%
Tsinabos Panagiotis - Tsinabos Georgios (Joint Account)	15.12%
Tsinabos Spyridon - Tsinabou Evangelia - Tsinabou Charikleia - Tsinabou Sebastia (Joint Account)	12.10%
Tsinabou Evangelia	6.50%
Tsinabou Charikleia	6.42%

Source: ATHEXGROUP, Data 08-Oct-2020 , published according to law 3556/2007

Index Participation

Athex All Share Index
Athex Composite Index Total Return Index
Athex Composite Share Price Index
ATHEX Select Index Plus
FTSE/Athex Food & Beverage
FTSE/ATHEX Global Traders Index Plus
FTSE/ATHEX High Dividend Yield Index
FTSE/Athex Market Index
FTSE/Athex Mid Cap Index
Hellenic Mid & Small Cap Index

The information contained in this report is supplied by ATHEX and by the listed companies. While all reasonable efforts have been taken to ensure the accuracy of the information contained in the report, it cannot be guaranteed. No liability is accepted by ATHEX and/or any listed company. This report does not constitute financial or investment advice. The present document is property of Hellenic Exchanges- Athens Stock Exchange S.A. (ATHEX) and the rights over it are protected under the stipulations about intellectual property rights. Copyright © 2020 Hellenic Exchanges- Athens Stock Exchange S.A.