

October-2020

**PIRAEUS PORT AUTHORITY SA**

**Company Profile**

The main activities of the Company are anchoring services of vessels, handling cargo, loading and unloading services as well as goods storage and car transportation. The Company is also responsible for the maintenance of port facilities, the supply of port services (water, electricity, etc. supply), for services provided to travelers (coastal and cruise ships) and for renting space to third parties.

**Contact Details**

Corporate Communications: Nektarios Demenopoulos

Email: [olpmetox@olp.gr](mailto:olpmetox@olp.gr)

Website: <http://www.olp.gr>

Address: 10 Akti Miaouli Kentrikos Limenas Peiraia, 18538, Piraeus, Greece

Tel: (210)-4520257, Fax: (210)-4519058

**Identification**

Bloomberg	PPA GA
Reuters	OLPr.AT
ATHEX Symbol	PPA
ISIN Code	GRS470003013
FISIN	PIRAEUS PORT/REG SHS
LEI	549300UNB6JCROXZT864

**Key Information**

Mkt Capitalization (€)	446,500,000
# of Shares Outstanding	25,000,000
ICB Sector Classification	Industrials
Listing Market	Main Market
Closing Price (€)	17.86
Fiscal Year End	December

Source: ATHEXGROUP, Data 08-Oct-2020

**Normalized Share Performance % VS Composite Index**



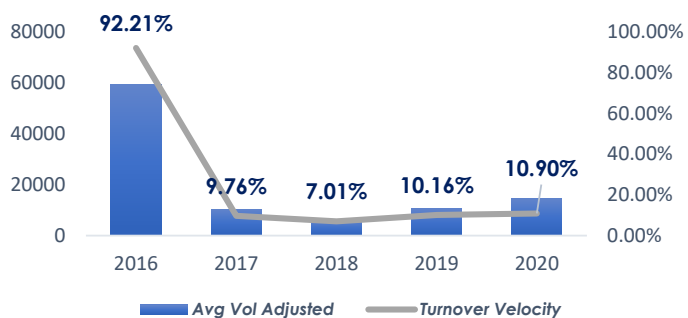
**Yearly Performance**

2015	2016	2017	2018	2019	2020	CAGR
32.19%	-4.18%	16.54%	-5.42%	49.05%	-18.26%	5.17%

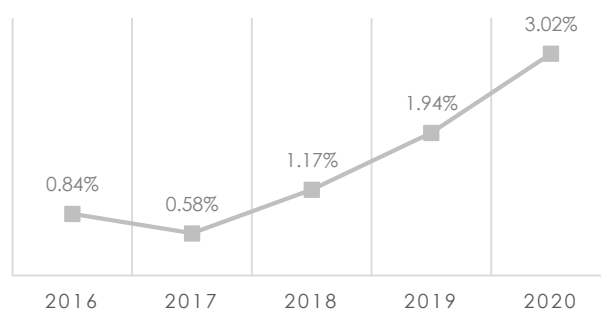
**Trailing Performance**

5 Year	3 Year	1 Year	9 Month	6 Month	3 Month	1 Month
11.21%	12.75%	-19.91%	-21.49%	6.69%	5.68%	7.85%

## Share Liquidity



## Total Yield %

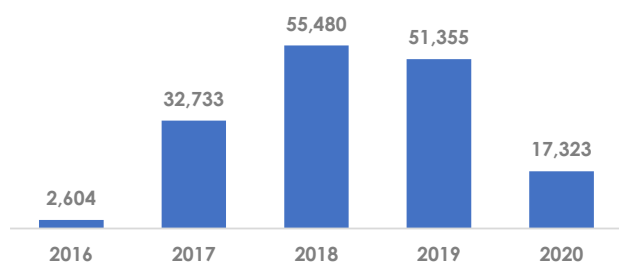


## Financials (€ thous, consolidated)

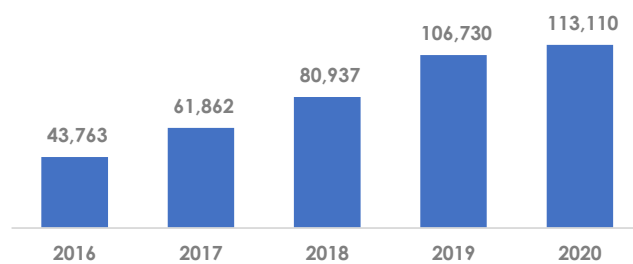
(€ thous, consolidated)

Fiscal Year	2016	2017	2018	2019	1 <sup>H</sup> 2020
<b>Revenues</b>	<b>103,497</b>	<b>111,531</b>	<b>132,931</b>	<b>149,222</b>	<b>66,503</b>
Gross profit	32,339	38,755	59,324	73,957	29,910
<b>EBITDA</b>	<b>24,657</b>	<b>34,673</b>	<b>56,678</b>	<b>67,468</b>	<b>31,096</b>
Short-term liabilities to banks	68,500	62,500	56,500	50,500	47,500
<b>Long-term Liabilities</b>	<b>6,000</b>	<b>6,069</b>	<b>6,000</b>	<b>6,000</b>	<b>6,000</b>
Debt	74,500	68,569	62,500	56,500	53,500
<b>EBT</b>	<b>11,039</b>	<b>21,187</b>	<b>42,333</b>	<b>47,606</b>	<b>20,846</b>
Net Earnings	6,699	11,289	27,883	35,447	15,522
<b>Assets</b>	<b>360,744</b>	<b>363,922</b>	<b>395,132</b>	<b>472,495</b>	<b>478,977</b>
Equity	177,591	185,899	208,946	233,453	248,975
<b>CAPEX</b>	<b>- 10,161</b>	<b>- 6,455</b>	<b>- 25,648</b>	<b>- 8,954</b>	<b>- 9,034</b>
Operating Cash Flow	2,604	32,733	55,480	51,355	17,323
<b>Cash</b>	<b>43,763</b>	<b>61,862</b>	<b>80,937</b>	<b>106,730</b>	<b>113,110</b>
EBITDA Margin	24%	31%	43%	45%	47%
<b>Debt to Equity Ratio</b>	<b>42%</b>	<b>37%</b>	<b>30%</b>	<b>24%</b>	<b>21%</b>
Net Debt to Equity Ratio	17%	4%	-9%	-22%	-24%
<b>Number of Employees</b>	<b>1,092</b>	<b>1,025</b>	<b>1,016</b>	<b>1,016</b>	<b>1,002</b>

## Operating Cash Flow (€ thous.)



## Total Cash (€ thous.)



## Cash Distributions (€ per share)

Year Paid	2016	2017	2018	2019	2020
Ordinary Dividend	0.11	0.09	0.17	0.42	0.54
Special Dividend	0.00	0.00	0.00	0.00	0.00
<b>Total Distributions</b>	<b>0.11</b>	<b>0.09</b>	<b>0.17</b>	<b>0.42</b>	<b>0.54</b>

## Financial Calendar

5/5/2020	Annual Analysts Update
5/19/2020	Annual Analysts Update
6/25/2020	Annual Ordinary General Meeting
7/17/2020	General Meeting
7/27/2020	Dividend Cut
7/28/2020	Dividend Holders
7/31/2020	Dividend Payment Date

## Board of Directors

<b>Yu Zenggang</b>	President/Executive Member
<b>Zhu Jianhui</b>	Non Executive Member
<b>Feng Boming</b>	Non Executive Member
<b>Kwong Che Keung Gordon</b>	Independent Non Executive Member
<b>Ip Sing Chi</b>	Independent Non Executive Member
<b>Zhang Anming</b>	Ceo/Executive Member
<b>Arvanitis Nikolaos</b>	Independent Non Executive Member
<b>Karamaneas Charalampis</b>	Non Executive Member
<b>Moralis Ioannis</b>	Non Executive Member
<b>Papapostolou Apostolos</b>	Non Executive Member

## Shareholders

China Cosco Shipping Corporation Ltd	<b>51.00%</b>
Hellenic Republic Asset Development Fund S.A.	<b>23.14%</b>
Lansdowne Partners International Ltd (Lpil)	<b>5.00%</b>

Source: ATHEXGROUP, Data 08-Oct-2020 , published according to law 3556/2007

## Index Participation

Athex All Share Index  
Athex Composite Index Total Return Index  
Athex Composite Share Price Index  
ATHEX Select Index Plus  
FTSE/Athex Industrial Goods & Services  
FTSE/Athex Large Cap  
FTSE/Athex Market Index  
Hellenic Mid & Small Cap Index

The information contained in this report is supplied by ATHEX and by the listed companies. While all reasonable efforts have been taken to ensure the accuracy of the information contained in the report, it cannot be guaranteed. No liability is accepted by ATHEX and/or any listed company. This report does not constitute financial or investment advice. The present document is property of Hellenic Exchanges- Athens Stock Exchange S.A. (ATHEX) and the rights over it are protected under the stipulations about intellectual property rights. Copyright © 2020 Hellenic Exchanges- Athens Stock Exchange S.A.