

QUEST HOLDINGS S.A.

Company Profile

Quest is a Holdings company maintaining equity participations (preferably controlling) in subsidiaries. The sectors where Quest is currently invested in are (1) technology products wholesale and retail, (2) IT services (3) electronic payments (4) courier and postal services (5) renewable energy

Contact Details

Corporate Communications: Dimitrios Papadiamantopoulos

Email: ir@quest.gr

Website: <http://www.quest.gr>

Address: 2A Argiroupoleos 17676, Kallithea , Greece

Tel: (211)-9994000, Fax: (211)-9994530

Identification

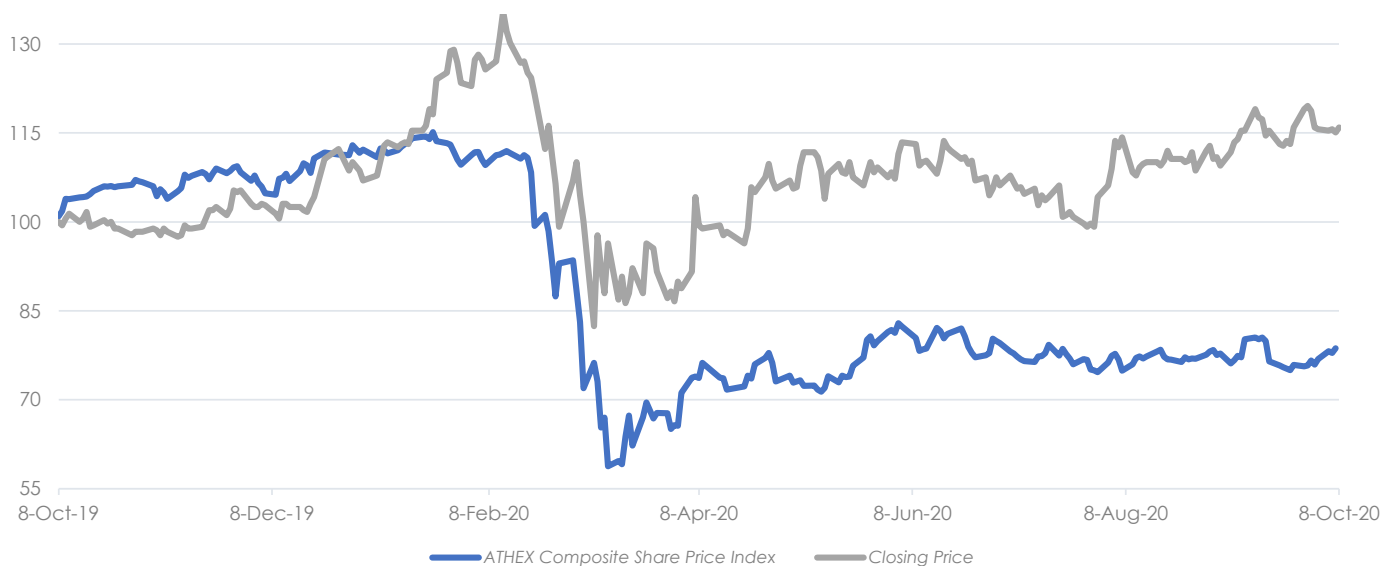
Bloomberg	QUEST GA
Reuters	IQTr.AT
ATHEX Symbol	QUEST
ISIN Code	GRS310003009
FISIN	QUEST HOLDINGS/REG SHS
LEI	549300GTDOPCSETABE37

Key Information

Mkt Capitalization (€)	296,649,437
# of Shares Outstanding	35,740,896
ICB Sector Classification	Technology
Listing Market	Main Market
Closing Price (€)	8.30
Fiscal Year End	December

Source: ATHEXGROUP, Data 08-Oct-2020

Normalized Share Performance % VS Composite Index



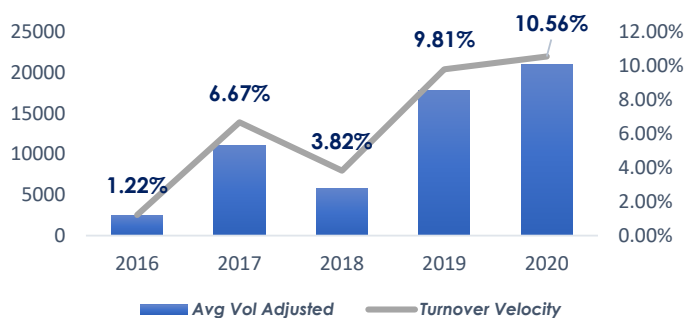
Yearly Performance

2015	2016	2017	2018	2019	2020	CAGR
-23.82%	75.19%	43.07%	38.15%	76.42%	5.33%	45.11%

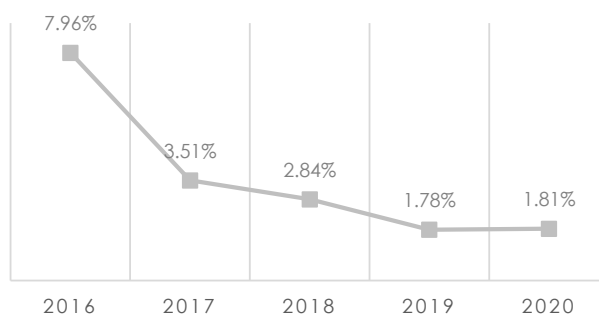
Trailing Performance

5 Year	3 Year	1 Year	9 Month	6 Month	3 Month	1 Month
564.00%	206.65%	15.92%	5.06%	16.57%	9.79%	2.22%

Share Liquidity



Total Yield %

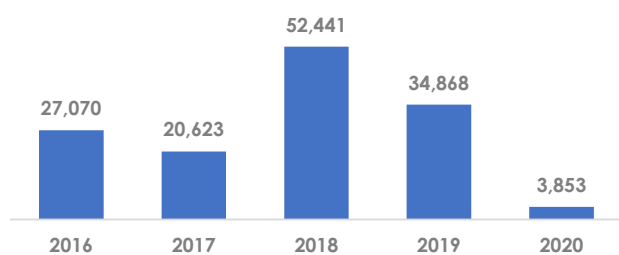


Financials (€ thous, consolidated)

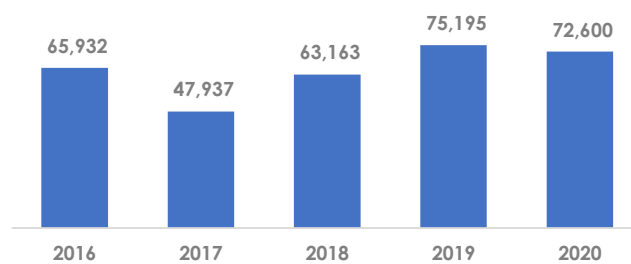
(€ thous, consolidated)

Fiscal Year	2016	2017	2018	2019	1 ^H 2020
Revenues	388,227	436,449	497,680	600,319	303,927
Gross profit	64,401	76,948	68,412	98,653	50,137
EBITDA	31,792	39,251	33,901	53,393	27,146
Short-term liabilities to banks	23,236	17,878	9,227	8,105	17,313
Long-term Liabilities	22,837	34,569	28,214	42,320	36,909
Debt	46,073	52,447	37,441	50,425	54,222
EBT	17,295	15,075	24,058	30,177	15,655
Net Earnings	6,284	5,911	20,028	8,294	11,514
Assets	338,263	326,609	333,892	423,327	433,324
Equity	165,956	128,730	140,173	143,203	154,275
CAPEX	- 15,924	- 18,296	- 4,512	- 6,698	- 6,005
Operating Cash Flow	27,070	20,623	52,441	34,868	3,853
Cash	65,932	47,937	63,163	75,195	72,600
EBITDA Margin	8%	9%	7%	9%	9%
Debt to Equity Ratio	28%	41%	27%	35%	35%
Net Debt to Equity Ratio	-12%	4%	-18%	-17%	-12%
Number of Employees	1,506	1,577	1,744	1,905	1,964

Operating Cash Flow (€ thous.)



Total Cash (€ thous.)



Cash Distributions (€ per share)

Year Paid	2016	2017	2018	2019	2020
Ordinary Dividend	0.00	0.00	0.00	0.00	0.00
Special Dividend	0.54	0.34	0.38	0.14	0.15
Total Distributions	0.54	0.34	0.38	0.14	0.15

Financial Calendar

6/10/2020

6/26/2020

6/26/2020

Three Months Results Publication

Annual Ordinary General Meeting

General Meeting

Board of Directors

Fesas D. Theodoros	President/Executive Member
Koutsourelis S. Eftychia	Vice Chairman/Non Executive Member
Georgantzis M. Apostolos	Ceo/Executive Member
Bitsakos G. Markos	Deputy Managing Director/Executive Member
Damanaki Maria	Independent Non Executive Member
Karamouzis B. Nikolaos	Independent Non Executive Member
Labroukos D. Nikolaos - Socrates	Executive Member
Papadopoulos K. Apostolos	Independent Non Executive Member
Tamvakakis S. Apostolos	Independent Non Executive Member
Tamvakakis D. Faidon	Independent Non Executive Member
Tzortzakis M. Pantelis	Independent Non Executive Member

Shareholders

Fesas Theodoros	50.17%
Koutsourelis Eftychia	24.71%

Source: ATHEXGROUP, Data 08-Oct-2020 , published according to law 3556/2007

Index Participation

Athex All Share Index
Athex Composite Index Total Return Index
Athex Composite Share Price Index
ATHEX Select Index Plus
FTSE/Athex Market Index
FTSE/Athex Mid Cap Index
FTSE/Athex Technology
Hellenic Mid & Small Cap Index

The information contained in this report is supplied by ATHEX and by the listed companies. While all reasonable efforts have been taken to ensure the accuracy of the information contained in the report, it cannot be guaranteed. No liability is accepted by ATHEX and/or any listed company. This report does not constitute financial or investment advice. The present document is property of Hellenic Exchanges- Athens Stock Exchange S.A. (ATHEX) and the rights over it are protected under the stipulations about intellectual property rights. Copyright © 2020 Hellenic Exchanges- Athens Stock Exchange S.A.