

October-2020

## THRACE PLASTICS HOLDING AND COMMERCIAL S.A.

## Company Profile

Manufacture and trade in synthetic fabrics and plastic packaging materials.

## Contact Details

Corporate Communications: Ioanna Karathanasi

Email: [ikarathanasi@thraceplastics.gr](mailto:ikarathanasi@thraceplastics.gr)

Website: <http://www.thraceplastics.gr>

Address: 20 Marinou Antypa Str. 174 55, Alimos , Greece

Tel: (210)-9875000, Fax: (210)-9875067

## Identification

Bloomberg	PLAT GA
Reuters	THRr.AT
ATHEX Symbol	PLAT
ISIN Code	GRS239003007
FISIN	THRACE PLASTICS/REG SHS
LEI	213800J1QD8BIB2ICW19

## Key Information

Mkt Capitalization (€)	116,789,677
# of Shares Outstanding	43,741,452
ICB Sector Classification	Industrials
Listing Market	Main Market
Closing Price (€)	2.67
Fiscal Year End	December

Source: ATHEXGROUP, Data 08-Oct-2020

## Normalized Share Performance % VS Composite Index



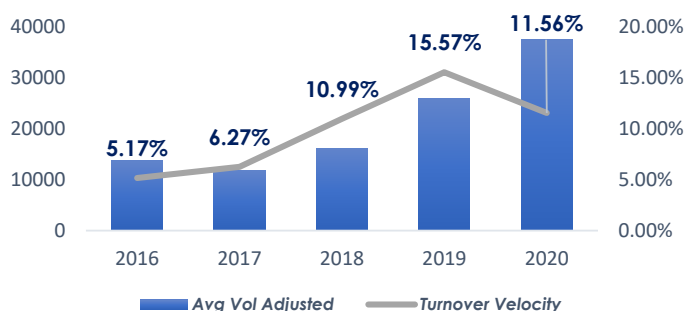
## Yearly Performance

2015	2016	2017	2018	2019	2020	CAGR
53.33%	66.67%	23.91%	-33.51%	5.28%	33.83%	14.11%

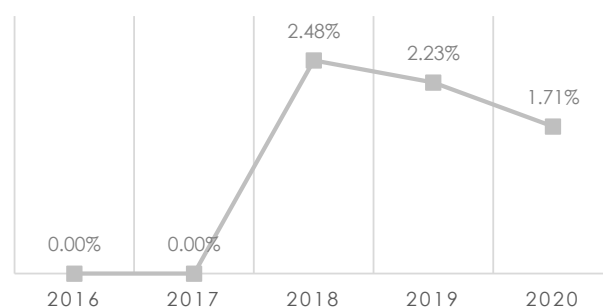
## Trailing Performance

5 Year	3 Year	1 Year	9 Month	6 Month	3 Month	1 Month
105.38%	4.71%	35.53%	33.83%	94.61%	42.02%	35.67%

## Share Liquidity



## Total Yield %

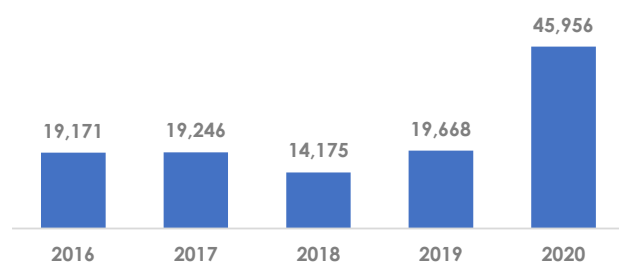


## Financials (€ thous, consolidated)

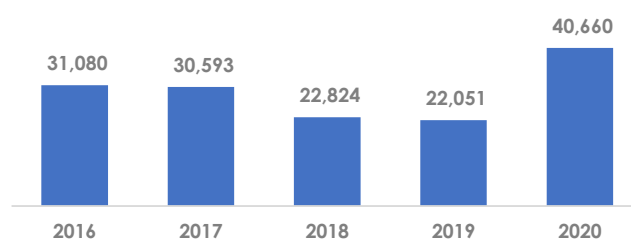
(€ thous, consolidated)

Fiscal Year	2016	2017	2018	2019	1 <sup>H</sup> 2020
<b>Revenues</b>	<b>291,900</b>	<b>318,509</b>	<b>322,733</b>	<b>327,795</b>	<b>155,376</b>
Gross profit	66,403	66,890	63,225	63,548	42,141
<b>EBITDA</b>	<b>35,160</b>	<b>30,130</b>	<b>27,500</b>	<b>28,745</b>	<b>26,033</b>
Short-term liabilities to banks	18,663	15,737	29,136	52,871	46,377
<b>Long-term Liabilities</b>	<b>67,139</b>	<b>72,663</b>	<b>72,050</b>	<b>43,496</b>	<b>34,466</b>
Debt	85,802	88,400	101,186	96,367	80,843
<b>EBT</b>	<b>18,327</b>	<b>13,834</b>	<b>10,005</b>	<b>8,348</b>	<b>16,855</b>
Net Earnings	13,659	10,809	8,029	4,017	10,021
<b>Assets</b>	<b>289,491</b>	<b>304,706</b>	<b>320,225</b>	<b>323,340</b>	<b>339,510</b>
Equity	122,788	137,478	141,616	146,349	151,851
<b>CAPEX</b>	<b>- 17,870</b>	<b>- 21,754</b>	<b>- 32,339</b>	<b>- 22,443</b>	<b>- 11,598</b>
Operating Cash Flow	19,171	19,246	14,175	19,668	45,956
<b>Cash</b>	<b>31,080</b>	<b>30,593</b>	<b>22,824</b>	<b>22,051</b>	<b>40,660</b>
EBITDA Margin	12%	9%	9%	9%	17%
<b>Debt to Equity Ratio</b>	<b>70%</b>	<b>64%</b>	<b>71%</b>	<b>66%</b>	<b>53%</b>
Net Debt to Equity Ratio	45%	42%	55%	51%	26%
<b>Number of Employees</b>	<b>1,708</b>	<b>1,800</b>	<b>1,843</b>	<b>1,605</b>	<b>1,698</b>

## Operating Cash Flow (€ thous.)



## Total Cash (€ thous.)



## Cash Distributions (€ per share)

Year Paid	2016	2017	2018	2019	2020
Ordinary Dividend	0.00	0.00	0.05	0.04	0.05
Special Dividend	0.00	0.00	0.00	0.00	0.00
<b>Total Distributions</b>	<b>0.00</b>	<b>0.00</b>	<b>0.05</b>	<b>0.04</b>	<b>0.05</b>

## Financial Calendar

5/15/2020	Annual Analysts Update
5/27/2020	Three Months' Results Publication
6/12/2020	Annual Analysts Update
7/15/2020	Annual Ordinary General Meeting
7/15/2020	General Meeting
7/17/2020	Dividend Cut
7/20/2020	Dividend Holders
7/23/2020	Dividend Payment Date

## Board of Directors

<b>Chalioris S. Konstantinos</b>	President/Ceo/Executive Member
<b>Komninos K. Christos-Alexis</b>	Vice President/Non Executive Member
<b>Malamos P. Dimitrios</b>	Executive Member
<b>Zairopoulos S. Vasileios</b>	Non Executive Member
<b>Shiatis P. Christos</b>	Non Executive Member
<b>Fronistas C. Petros</b>	Independent Non Executive Member
<b>Apostolakos G. Ioannis</b>	Independent Non Executive Member
<b>Gianniris I. Constantinos</b>	Independent Non Executive Member
<b>Kitsos K. Theodoros</b>	Independent Non Executive Member
<b>Glykas I. Nikitas</b>	Independent Non Executive Member

## Shareholders

Chalioris Kon/Nos	<b>41.86%</b>
Chaliori Effimia	<b>20.23%</b>

Source: ATHEXGROUP, Data 08-Oct-2020 , published according to law 3556/2007

## Index Participation

Athex All Share Index  
Athex Composite Index Total Return Index  
Athex Composite Share Price Index  
ATHEX Select Index  
FTSE/ATHEX Global Traders Index Plus  
FTSE/Athex Industrial Goods & Services  
FTSE/Athex Market Index  
FTSE/Athex Mid Cap Index  
Hellenic Mid & Small Cap Index

The information contained in this report is supplied by ATHEX and by the listed companies. While all reasonable efforts have been taken to ensure the accuracy of the information contained in the report, it cannot be guaranteed. No liability is accepted by ATHEX and/or any listed company. This report does not constitute financial or investment advice. The present document is property of Hellenic Exchanges- Athens Stock Exchange S.A. (ATHEX) and the rights over it are protected under the stipulations about intellectual property rights. Copyright © 2020 Hellenic Exchanges- Athens Stock Exchange S.A.