

Company Factsheet

January 2021



NEWSPHONE HELLAS S.A. AUDIOTEX

Company Profile

Since its establishment in March 1995, NEWSPHONE has set the target of becoming the top company in the provision of innovative communication, content and application services through alternative networks of fixed and mobile telephony and the Internet. Through the continuous development of innovative products and services, the company constantly penetrates new market sectors, by investing in infrastructure, state-of-the-art technologies and highly professional personnel. The company is listed in the Athens Stock Exchange since January 2003.

Contact Details

Corporate Communications: Aravosita Zoi

Email: info@newsphone.gr

Website: <http://www.newsphone.gr>

Address: 280 Thiseos Ave. 176 75, Athina , Greece

Tel: (210)-9472222, Fax: (210)-9472223

Identification

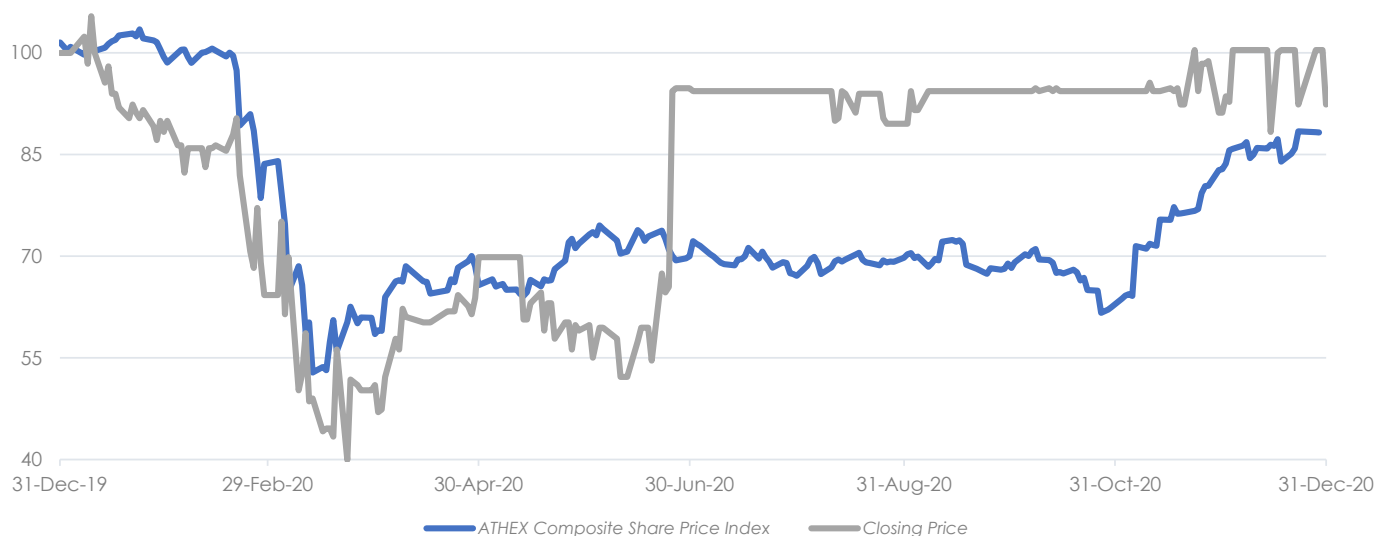
Bloomberg	NEWS GA
Reuters	NPHr.AT
ATHEX Symbol	NEWS
ISIN Code	GRS457003002
FISIN	NEWSPHONE/REG SHS
LEI	213800QEF4N96XBHMX80

Key Information

Mkt Capitalization (€)	12,810,080
# of Shares Outstanding	27,848,000
ICB Sector Classification	Telecommunications
Listing Market	Main Market
Closing Price (€)	0.46
Fiscal Year End	December

Source: ATHEXGROUP, Data 31-Dec-2020

Normalized Share Performance % VS Composite Index



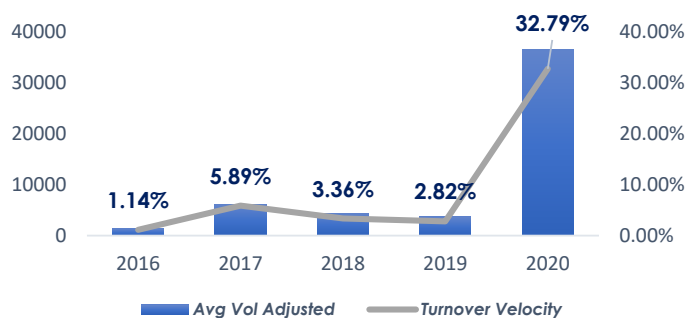
Yearly Performance

2015	2016	2017	2018	2019	2020	CAGR
-20.17%	32.11%	-5.98%	50.00%	40.68%	-7.63%	19.34%

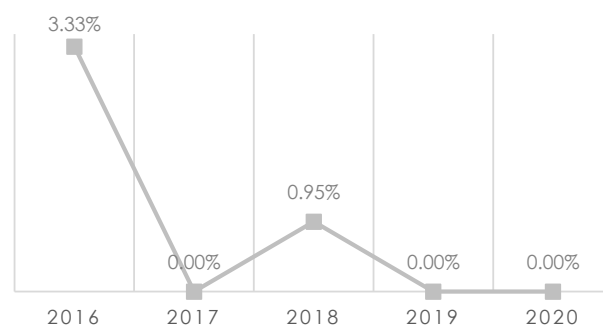
Trailing Performance

5 Year	3 Year	1 Year	9 Month	6 Month	3 Month	1 Month
142.11%	94.92%	-7.63%	81.10%	-2.54%	-2.13%	1.32%

Share Liquidity



Total Yield %

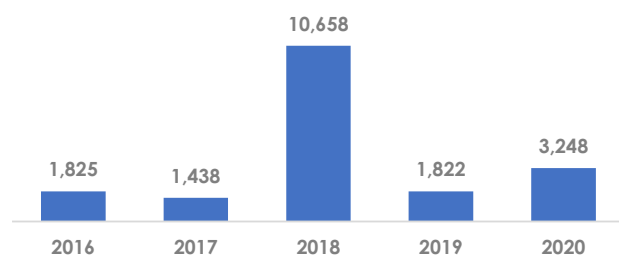


Financials (€ thous, consolidated)

(€ thous, consolidated)

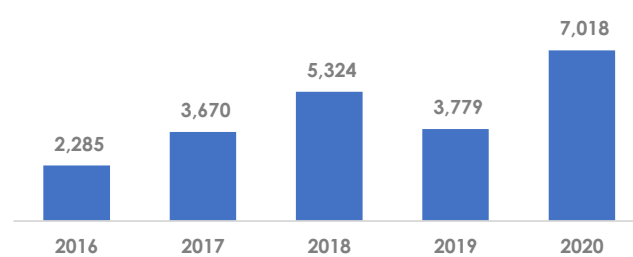
Fiscal Year	2016	2017	2018	2019	H1 2020
Revenues	23,148	20,974	21,526	20,239	8,064
Gross Profit	12,207	11,140	11,146	10,292	3,647
EBITDA	2,225	1,330	462	597	211
Long-term Liabilities	-	1,250	1,417	250	375
Short-term Liabilities to Banks	3,257	2,616	2,996	1,635	1,301
Debt	3,257	3,866	4,413	1,885	1,676
EBT	-	1,015	331	-	1,564
Net Earnings	-	1,360	289	-	1,628
Assets	41,823	42,357	41,511	30,969	30,578
Equity	23,952	24,231	21,550	21,204	21,184
CAPEX	-	303	-	204	-
Operating Cash Flow	1,825	1,438	10,658	1,822	3,248
Cash	2,285	3,670	5,324	3,779	7,018
EBITDA Margin	10%	6%	2%	3%	3%
Debt to Equity Ratio	14%	16%	20%	9%	8%
Net Debt to Equity Ratio	4%	1%	-4%	-9%	-25%
Number of Employees	469	433	415	372	367

Operating Cash Flow (€ thous.)



*H1 2020

Total Cash (€ thous.)



*H1 2020

Cash Distributions (€ per share)

Year Paid	2016	2017	2018	2019	2020
Ordinary Dividend	0.01	0.00	0.00	0.00	0.00
Special Dividend	0.00	0.00	0.00	0.00	0.00
Total Distributions	0.01	0.00	0.00	0.00	0.00

Financial Calendar

5/22/2020	Results Announcement
9/2/2020	Annual Ordinary General Meeting
9/2/2020	General Meeting
9/9/2020	Six Months' Results Publication
9/30/2020	Six Months' Results Publication

Board of Directors

Theodosios-Maliouris A.Georgios	President/Executive Member
Theodosi G. Tereza	Vice President/Executive Member
Apergis N. Efstratios	Ceo/Executive Member
Argyropoylos T. Athanasios	Non Executive Member
Pyromalis V. Spyridon	Independent Non Executive Member
Tranakas M. Dimitrios	Independent Non Executive Member

Shareholders

Ankostar S.A.	88.49%
---------------	---------------

Source: ATHEXGROUP, Data 31-Dec-2020 , published according to law 3556/2007

Index Participation

Athex All Share Index

The information contained in this report is supplied by ATHEX and by the listed companies. While all reasonable efforts have been taken to ensure the accuracy of the information contained in the report, it cannot be guaranteed. No liability is accepted by ATHEX and/or any listed company. This report does not constitute financial or investment advice. The present document is property of Hellenic Exchanges- Athens Stock Exchange S.A. (ATHEX) and the rights over it are protected under the stipulations about intellectual property rights. Copyright © 2021 Hellenic Exchanges- Athens Stock Exchange S.A.