

January 2021

PLAISIO COMPUTERS S.A.

Company Profile

Since 1969, Plaisio Computers engages in trading personal computers, telecommunication products and services, consumer electronics and office equipment primarily in Greece and Bulgaria. The company has established a multi-channel operating model, which involves the following commercial pillars: 1. Retail trade with a network of more than 25 stores in Greece & Bulgaria 2. E-commerce through the company site, the 1st Greek e-shop established in 1999 3. B2B solutions for companies & retailers. Moreover, Plaisio Computers is specializing in crafting & trading customized desktop computers under the brand Turbo-X. The Turbo -X brand also includes a broad portfolio of products such as laptops, tablets, cell phones and pc peripherals.

Contact Details

Corporate Communications: Marios Vamvakouris

Email: ir@plaisio.gr

Website: <http://www.plaisio.gr>

Address: Thesi Skliri 19600, Magoula , Greece

Tel: (210)-5587323, Fax: (210)-5587320

Identification

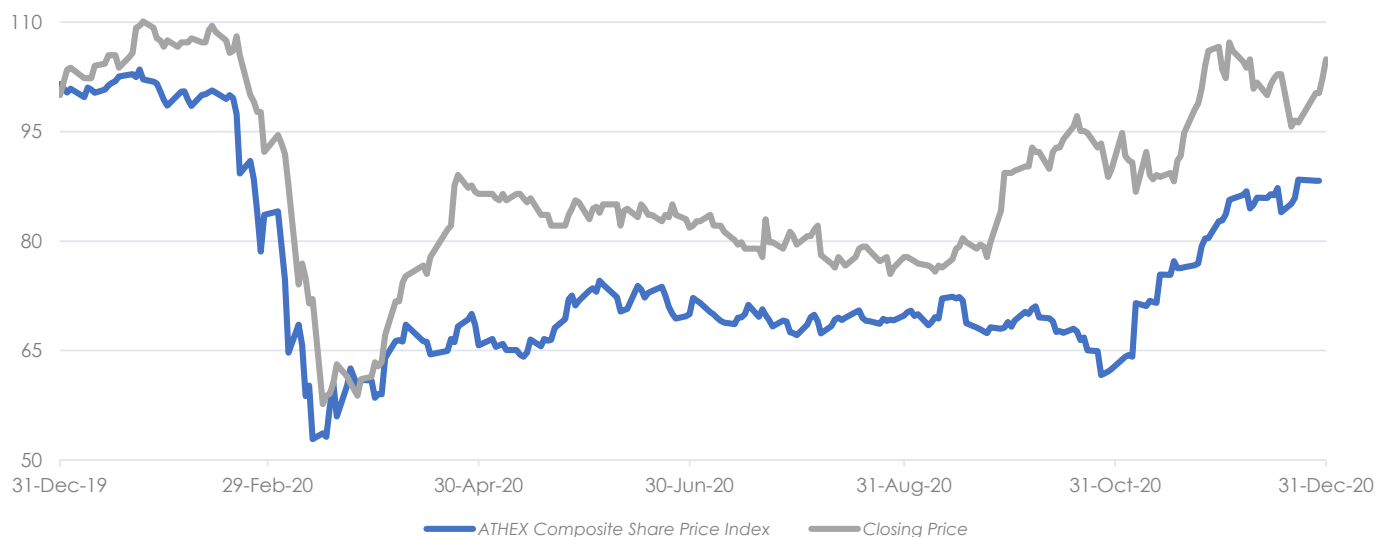
Bloomberg	PLAIS GA
Reuters	PLAr.AT
ATHEX Symbol	PLAIS
ISIN Code	GRS320313000
FISIN	PLAISIO COMPUT/REG SHS
LEI	213800YLAIVZTBTXGG59

Key Information

Mkt Capitalization (€)	80,355,421
# of Shares Outstanding	22,075,665
ICB Sector Classification	Consumer Discretionary
Listing Market	Main Market
Closing Price (€)	3.64
Fiscal Year End	December

Source: ATHEXGROUP, Data 31-Dec-2020

Normalized Share Performance % VS Composite Index



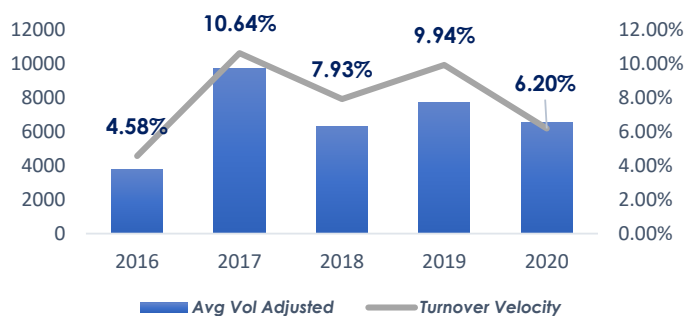
Yearly Performance

2015	2016	2017	2018	2019	2020	CAGR
-22.00%	-11.42%	9.47%	-9.13%	-8.20%	4.90%	-3.23%

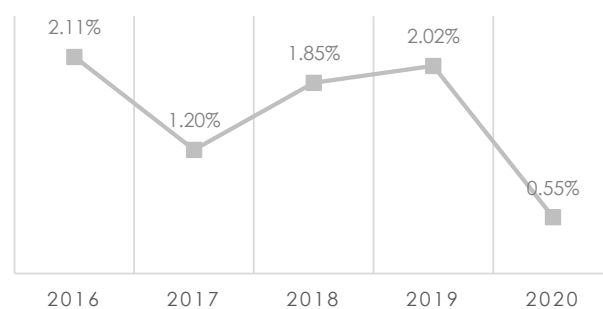
Trailing Performance

5 Year	3 Year	1 Year	9 Month	6 Month	3 Month	1 Month
-15.15%	-12.50%	4.90%	65.45%	28.17%	17.42%	-1.62%

Share Liquidity



Total Yield %

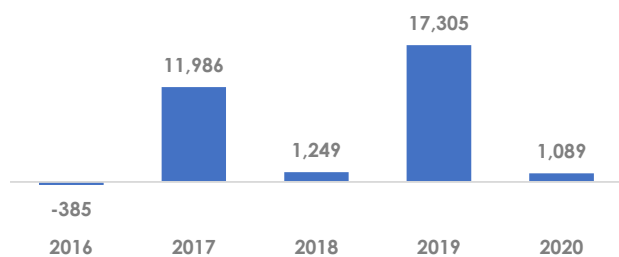


Financials (€ thous, consolidated)

(€ thous, consolidated)

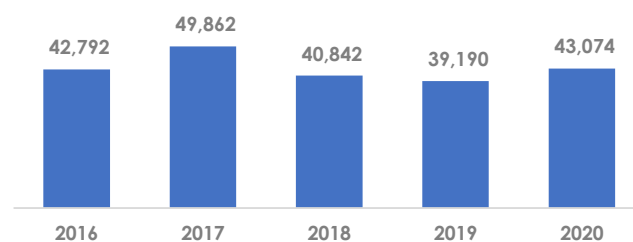
Fiscal Year	2016	2017	2018	2019	H1 2020
Revenues	282,990	286,098	308,858	317,149	148,566
Gross Profit	60,471	62,133	63,110	64,246	28,440
EBITDA	10,123	10,719	9,458	13,565	5,343
Long-term Liabilities	877	11,273	8,940	6,900	11,880
Short-term Liabilities to Banks	14,584	1,604	2,333	2,040	2,040
Debt	15,461	12,877	11,273	8,940	13,920
EBT	6,551	7,288	6,100	3,008	501
Net Earnings	4,476	4,900	3,856	1,947	330
Assets	147,326	154,999	153,648	199,378	201,512
Equity	86,393	90,301	93,116	93,399	93,287
CAPEX	74	1,504	7,552	10,330	449
Operating Cash Flow	-385	11,986	1,249	17,305	1,089
Cash	42,792	49,862	40,842	39,190	43,074
EBITDA Margin	4%	4%	3%	4%	4%
Debt to Equity Ratio	18%	14%	12%	10%	15%
Net Debt to Equity Ratio	-32%	-41%	-32%	-32%	-31%
Number of Employees	1,344	1,365	1,423	1,403	1,409

Operating Cash Flow (€ thous.)



*H1 2020

Total Cash (€ thous.)



*H1 2020

Cash Distributions (€ per share)

Year Paid	2016	2017	2018	2019	2020
Ordinary Dividend	0.08	0.05	0.07	0.07	0.02
Special Dividend	0.00	0.00	0.00	0.00	0.00
Total Distributions	0.08	0.05	0.07	0.07	0.02

Financial Calendar

5/29/2020	Results Announcement
5/29/2020	Results Publication
6/3/2020	Annual Analysts' Update
6/25/2020	General Meeting
6/25/2020	Annual Ordinary General Meeting
7/2/2020	Dividend Cut
7/3/2020	Dividend Holders
7/9/2020	Dividend Payment Date

Board of Directors

Gerardos K. George	President/Ceo/Executive Member
Gerardos G. Konstantinos	Vice President/Ceo/Executive Member
Liaskas C. George	Non Executive Member
Mavrou Antiopi - Anna	Non Executive Member
Karagkounis A. Filippos	Independent Non Executive Member
Klis G. Elias	Independent Non Executive Member

Shareholders

Gerardos Georgios	66.67%
Gerardos Konstantinos	15.17%

Source: ATHEXGROUP, Data 31-Dec-2020 , published according to law 3556/2007

Index Participation

Athex All Share Index
Athex Composite Index Total Return Index
Athex Composite Share Price Index
ATHEX Select Index
FTSE/Athex Market Index
FTSE/Athex Mid Cap Index
FTSE/Athex Retail
Hellenic Mid & Small Cap Index

The information contained in this report is supplied by ATHEX and by the listed companies. While all reasonable efforts have been taken to ensure the accuracy of the information contained in the report, it cannot be guaranteed. No liability is accepted by ATHEX and/or any listed company. This report does not constitute financial or investment advice. The present document is property of Hellenic Exchanges- Athens Stock Exchange S.A. (ATHEX) and the rights over it are protected under the stipulations about intellectual property rights. Copyright © 2021 Hellenic Exchanges- Athens Stock Exchange S.A.