



**ATHEXGROUP**  
Athens Exchange Group

# ATHEX GROUP

April 2021

## Group FactSheet

### Company Profile

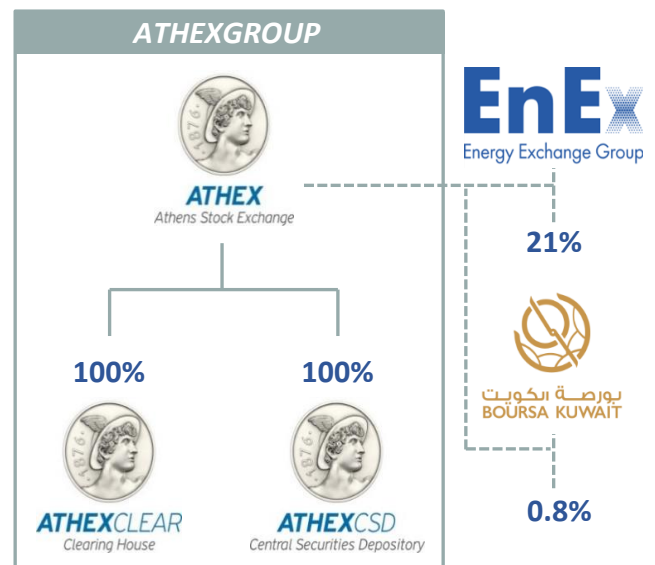
**HELLENIC EXCHANGES-ATHENS STOCK EXCHANGE (ATHEX)** is the parent company of the Group of companies that support the operation of the Greek capital market.

The parent company and its 100% subsidiaries **ATHEXCLEAR** and **ATHEXCSD** operate the organized cash and derivatives markets, carry out trade clearing, settlement and registration of securities, provide comprehensive IT solutions to the Greek capital market as well as other ancillary services (colocation, XNET, LEI et al.) and promote the development of capital markets culture in Greece.

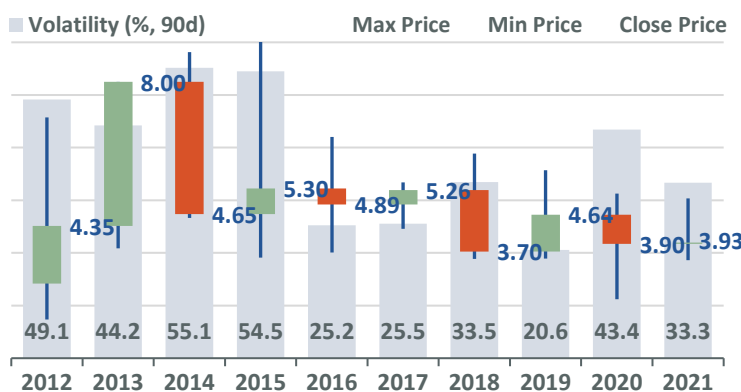
The Group also provides support services to the **Hellenic Energy Exchange** in which it holds a 21% stake.

Through the **Hellenic Corporate Governance Council (HCGC)** - a collaboration with the Hellenic Federation of Enterprises - the Group provides corporate governance know-how and monitors the implementation of the Hellenic Corporate Governance Code.

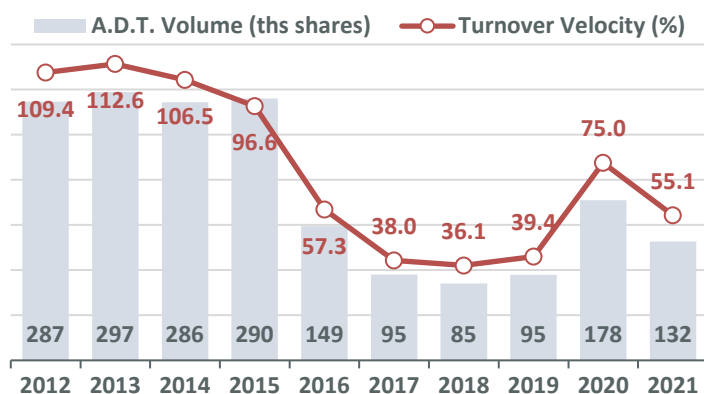
### Group Structure



### Share Performance



### Share Liquidity



### Yearly Performance

Year	2015	2016	2017	2018	2019	2020	CAGR 2020-12
Performance	-7.7%	7.6%	-29.7%	25.3%	-16.0%	0.8%	-1.1%

### Trailing Performance

Period	1 Month	3 Months	6 Months	9 Months	1 Year	3 Years	5 Years
Performance	4.1%	0.8%	40.7%	23.8%	18.2%	-15.6%	-21.5%

Source: ATHEXGROUP, Trade Data 31/03/2021

### Recent Developments

Launch of 3 new stock market indices:

Mar-20

- ATHEX Select Plus
- ATHEX Select
- FTSE/ATHEX High Dividend Index

Nov-19

The Group publishes the **ESG [Environmental, Social and Governance] Reporting Guide** for listed companies

### Recent - Upcoming Events

- 1<sup>st</sup> ATHEX Energy Conference **Virtual, Wednesday 21<sup>st</sup> – Thursday 22<sup>nd</sup> April**
- 10<sup>th</sup> Greek Investment Forum (GIF) **Virtual, Tuesday 8<sup>th</sup> – Friday 11<sup>th</sup> June**
- 16<sup>th</sup> Annual Greek Roadshow (AGR) **Virtual, Tuesday 5<sup>th</sup> – Friday 8<sup>th</sup> October**

### Financial Calendar

FY 2020 Results	Monday March 29 <sup>th</sup>
Q1 2021 Results	Monday May 24 <sup>th</sup>
Annual General Meeting	Monday May 31 <sup>st</sup>
H1 2021 Results	Monday July 26 <sup>th</sup>
9M 2021 Results	Monday November 29 <sup>th</sup>

### Key Information

Mkt Capitalization (€)	236,865,900
Number of Shares Outstanding	60,348,000
ICB Sector Classification (ICB)	Financial Services
Listing Market	Main Market
Trading Segment	High Liquidity
Fiscal Year End	December



# ATHEX GROUP

April 2021

## Group FactSheet

### Financials (€ thous, consolidated)

Fiscal Year	2016	2017	2018	2019	2020
<b>Revenues</b>	<b>26,706</b>	<b>27,412</b>	<b>26,586</b>	<b>33,368</b>	<b>30,735</b>
Regulator Fee	-1,088	-1,063	-1,019	-1,216	-1,227
Operating Expenses	17,598	18,366	18,185	18,916	21,170
<b>EBITDA</b>	<b>8,020</b>	<b>7,983</b>	<b>7,382</b>	<b>13,236</b>	<b>8,338</b>
Depreciations	-2,881	-3,060	-3,504	-4,083	-4,210
<b>EBIT</b>	<b>5,139</b>	<b>4,923</b>	<b>3,878</b>	<b>9,153</b>	<b>4,128</b>
Financial Income	577	321	565	366	117
<b>EBT</b>	<b>3,366</b>	<b>5,078</b>	<b>4,008</b>	<b>9,482</b>	<b>4,908</b>
Income Tax	-1,937	-2,002	-981	-3,402	-1,038
<b>Net Earnings</b>	<b>1,429</b>	<b>3,076</b>	<b>3,027</b>	<b>6,080</b>	<b>3,870</b>
EPS (€ per share)	0.033	0.042	0.064	0.115	0.118
Operating Margin	30.0%	29.1%	27.8%	39.7%	27.1%
Head Count	224	221	227	218	230

### Cash Distributions (per share)

Year Paid	2017	2018	2019	2020	2021 <sup>#</sup>
Ordinary Dividend	0.064990	0.050208	0.050	0.070	0.070
Special Dividend	0.259970	0.150624	0.110	0.090	0.070
<b>Total Distributions</b>	<b>0.324960</b>	<b>0.200832</b>	<b>0.160</b>	<b>0.160</b>	<b>0.140</b>

# 2021: Proposal to Annual General Meeting on 31/05/2021

### Board of Directors

<b>George Handjinicolaou</b> Chairman of BoD, Non-Executive Member
<b>Alexios Pilavios</b> Vice Chairman, Non-Executive Member
<b>Socrates Lazaridis</b> CEO, Executive Member
<b>Alexandros Antonopoulos</b> Independent Non-Executive Member
<b>Konstantinos Vassiliou</b> Non-Executive Member
<b>Giorgos Doukidis</b> Independent Non-Executive Member
<b>Ioannis Emiris</b> Non-Executive Member
<b>Polyxeni Kazoli</b> Independent Non-Executive Member
<b>Sofia Kounenaki-Efraimoglou</b> Independent Non-Executive Member
<b>Ioannis Kyriakopoulos</b> Non-Executive Member
<b>Adamantini Lazari</b> Independent Non-Executive Member
<b>Spyridoula Papagianidou</b> Independent Non-Executive Member
<b>Nikolaos Chrysochoidis</b> Non-Executive Member

### Identification

Bloomberg:	EXAEGA	ISIN Code:	GRS395363005
Reuters:	EXCr.AT	FISN:	ATHEX/REG SHS
ATHEX Symbol:	EXAE	LEI:	549300GSRN07MNENPL97

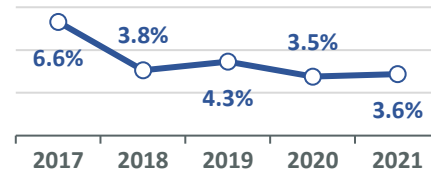
### Operating Cash Flow (€ mil)



### Total Cash (€ mil)



### Total Yield (price fiscal year end)



### Analyst Coverage

<b>Alpha Finance</b> Nikos Katsenos
<b>Axia Ventures</b> Constantinos Zouzoulas
<b>Eurobank Equities</b> Panagiotis Kladis
<b>Euroxx</b> Vangelis Karanikas
<b>LXM Group</b> Louis Nikolopoulos
<b>Optima Bank</b> Dimitrios Birbos
<b>National Securities</b> Kostas Nikas
<b>Pantelakis Securities</b> Spiros Tsangalakis
<b>Piraeus Securities</b> Iakovos Kourtesis
<b>ResearchGreece</b> Dimitris Giannoulis
<b>Wood &amp; Co</b> Alex Boulougouris

### Shareholder Structure

#### by Investor Type

International Investors	39.5%
Local Retail Investors	31.4%
Local Institutional Investors	20.3%
Local Banks	5.9%
ATHEX Members	1.0%
Management Team	0.1%
Other Shareholders	1.8%

#### by Country of Origin

Greece	60.5%
USA	11.7%
Cayman Islands	7.9%
Luxembourg	5.7%
Ireland	3.9%
British Virgin Islands	1.7%
United Kingdom	1.6%
Other Countries	7.1%

Source: ATHEXGROUP, Data 31/03/2021

### Contact Details

<b>Nick Koskoletos</b> , Chief Financial Officer (CFO)
<b>Stelios Konstantinou</b> , Head of Investor Relations (IR)
e-mail: investor-relations@Athexgroup.gr, <a href="http://www.Athexgroup.gr">www.Athexgroup.gr</a>