

Company Factsheet

March-2021

REVOIL S.A.



Company Profile

REVOIL is a 100% Hellenic Petroleum Company with a market share of over 10,4% (May 2020), distinguished by a friendly and human cooperation with all its network partners. Revoil trades fuels and lubricants through its network of petrol stations, which consists of more than 520 petrol stations across Greece. REVOIL petrol stations network is in constant dynamic development, always focused on quality, affordable prices and excellent service.

Identification

Bloomberg	REVOIL GA
Reuters	REVR.AT
ATHEX Symbol	REVOIL
ISIN Code	GRS473003002
FISIN	REVOIL/REG SHS
LEI	213800ESPH77GHBUH556

Contact Details

Investor Relations: Iacovos Chaidemenos

Email: admin@revoil.gr

Website: <http://www.revoil.gr>

Address: 5 Kapodistriou Str. 16672, Vari, Greece

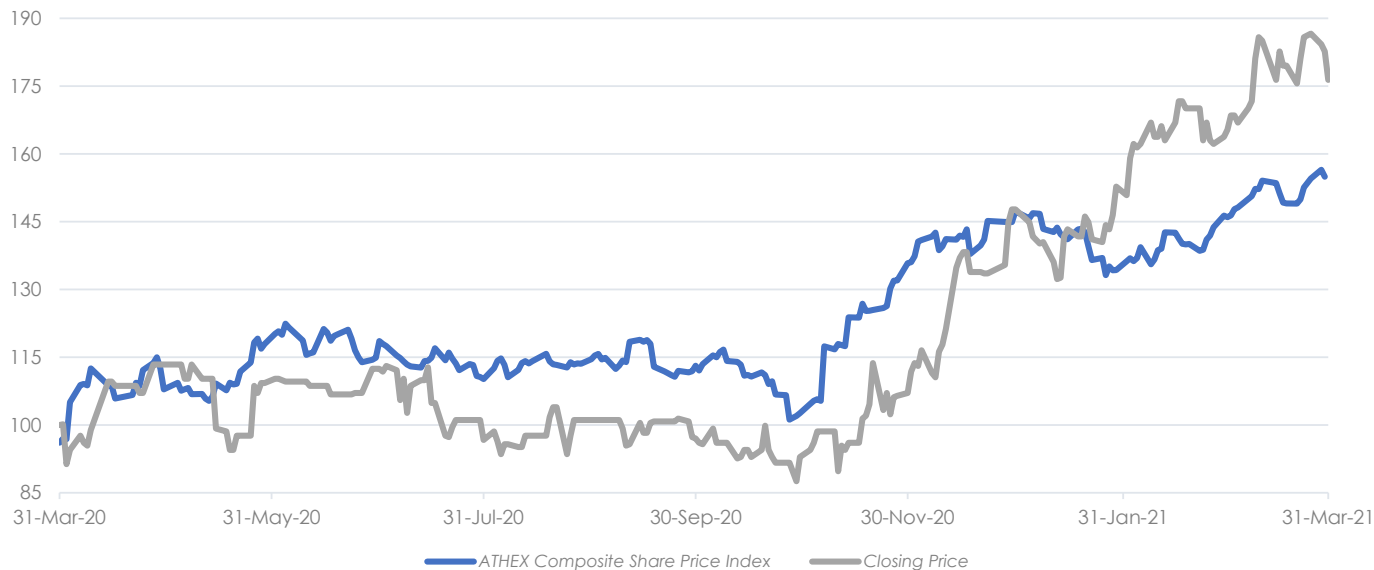
Tel: (210)-8976000, Fax: (210)-8974943

Key Information

Mkt Capitalization (€)	24,542,111
# of Shares Outstanding	21,912,599
ICB Sector Classification	Energy
Listing Market	Main Market
Closing Price (€)	1.12
Fiscal Year End	December

Source: ATHEXGROUP, Data 31-Mar-2021

Normalized Share Performance % VS Composite Index



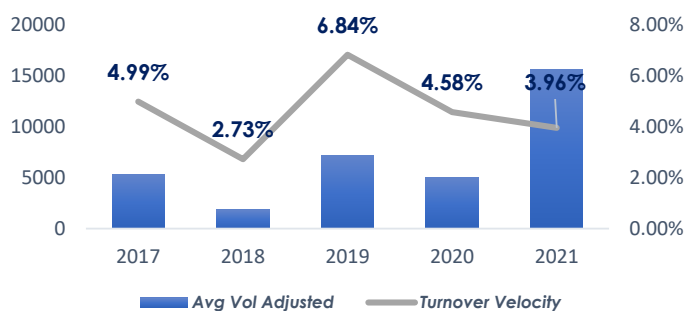
Yearly Performance

2016	2017	2018	2019	2020	2021	CAGR
35.92%	71.17%	-28.42%	123.04%	3.08%	19.40%	27.45%

Trailing Performance

5 Year	3 Year	1 Year	9 Month	6 Month	3 Month	1 Month
257.83%	94.78%	76.38%	56.86%	81.82%	19.40%	8.74%

Share Liquidity



Total Yield %

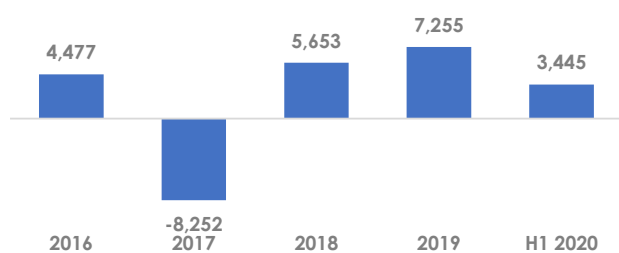
No Cash Distributions

Financials (€ thous, consolidated)

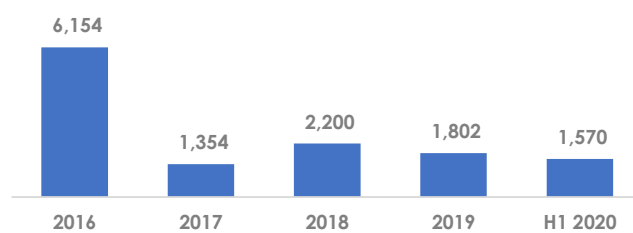
(€ thous, consolidated)

Fiscal Year	2016	2017	2018	2019	H1 2020
Revenues	645,977	709,549	719,632	700,287	299,513
Gross Profit	23,175	22,867	23,940	25,775	12,575
EBITDA	17,923	3,894	7,605	10,489	5,379
Long-term Liabilities	13,375	16,476	12,564	14,259	15,164
Short-term Liabilities to Banks	34,937	26,236	27,689	21,834	19,141
Debt	48,311	42,713	40,253	36,093	34,304
EBT	29,245	2,819	1,415	2,838	1,672
Net Earnings	29,423	2,501	1,465	3,003	1,792
Assets	122,353	105,202	103,633	109,072	92,745
Equity	8,641	10,393	12,183	15,673	17,464
CAPEX	2,145	2,115	2,253	1,968	1,130
Operating Cash Flow	4,477	8,252	5,653	7,255	3,445
Cash	6,154	1,354	2,200	1,802	1,570
EBITDA Margin	-3%	1%	1%	1%	2%
Debt to Equity Ratio	559%	411%	330%	230%	196%
Net Debt to Equity Ratio	488%	398%	312%	219%	187%
Number of Employees	166	106	103	101	97

Operating Cash Flow (€ thous.)



Total Cash (€ thous.)



Cash Distributions (€ per share)

Year Paid	2016	2017	2018	2019	2020
Ordinary Dividend	0.00	0.00	0.00	0.00	0.00
Special Dividend	0.00	0.00	0.00	0.00	0.00
Total Distributions	0.00	0.00	0.00	0.00	0.00

Financial Calendar

Board of Directors

Roussos G. Evangelos	President/Executive Member
Roussos E. Ioannis	Vice President/Non Executive Member
Roussos Georgios	CEO/Executive Member
Karras T. Konstantinos	Independent Non Executive Member
Stergiopoulos P. Konstantinos	Independent Non Executive Member
Savva E. Maria	Independent Non Executive Member
Sakellariopoulou S. Vasiliki	Independent Non Executive Member

Shareholders

Roussos Evangelos	38.25%
Roussos Georgios	19.75%
Roussos Ioannis	14.22%

Source: ATHEXGROUP, Data 31-Mar-2021 , published according to law 3556/2007

Index Participation

Athex All Share Index
FTSE/Athex Energy

The information contained in this report is supplied by ATHEX and by the listed companies. While all reasonable efforts have been taken to ensure the accuracy of the information contained in the report, it cannot be guaranteed. No liability is accepted by ATHEX and/or any listed company. This report does not constitute financial or investment advice. The present document is property of Hellenic Exchanges- Athens Stock Exchange S.A. (ATHEX) and the rights over it are protected under the stipulations about intellectual property rights. Copyright © 2021 Hellenic Exchanges- Athens Stock Exchange S.A.