

Company Factsheet



March-2021

TERNA ENERGY S.A.

Company Profile

TERNA ENERGY is a vertically organized Renewable Energy Sources company undertaking the Development, Construction, Financing, and Operation of renewable energy projects (wind, hydro, solar, biomass, waste management). With a strong portfolio of almost 2.000 MW of RES projects (installed or under construction), TERNA ENERGY is the largest investor in the RES sector in Greece and the biggest Greek company in the sector worldwide, being also present at the US and Southeastern Europe.

Contact Details

Investor Relations: Giorgos Koufios

Email: info@terna-energy.gr

Website: www.terna-energy.com

Address: 85 Mesogeion Ave. 11526, Athina, Greece

Tel: (210)-6968000, Fax: (210)-6968099

Identification

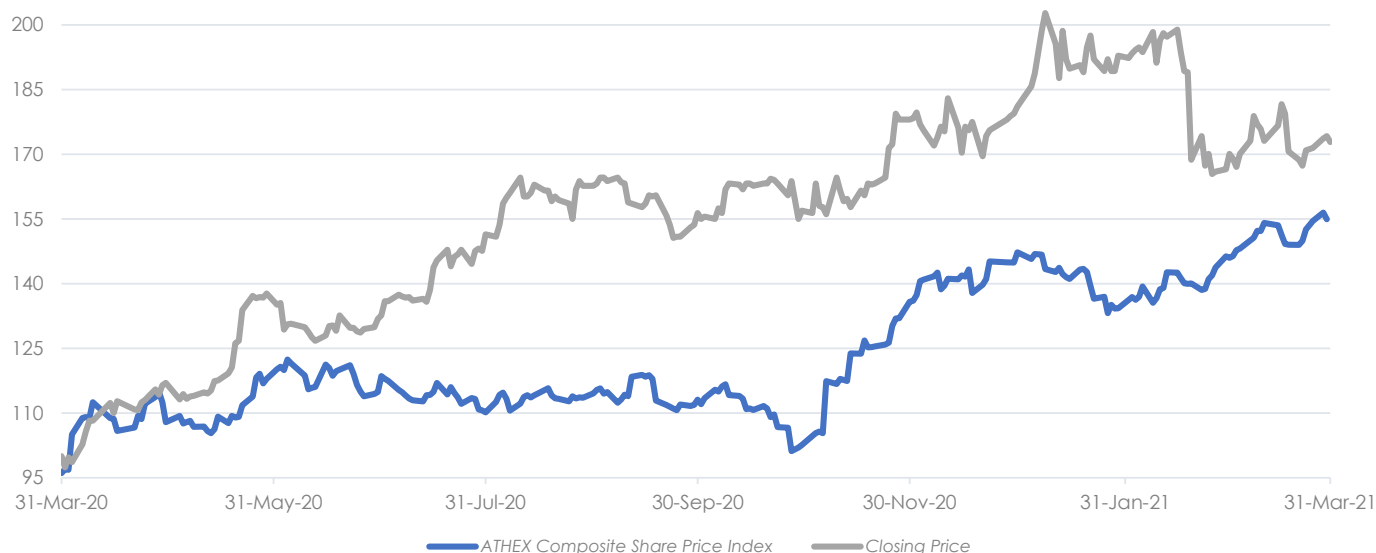
Bloomberg	TENERGY GA
Reuters	TENr.AT
ATHEX Symbol	TENERGY
ISIN Code	GRS496003005
FISIN	TERNA ENERGY/REG SHS
LEI	5493006164JBW2E60O73

Key Information

Mkt Capitalization (€)	1,459,774,134
# of Shares Outstanding	115,855,090
ICB Sector Classification	Utilities
Listing Market	Main Market
Closing Price (€)	12.60
Fiscal Year End	December

Source: ATHEXGROUP, Data 31-Mar-2021

Normalized Share Performance % VS Composite Index



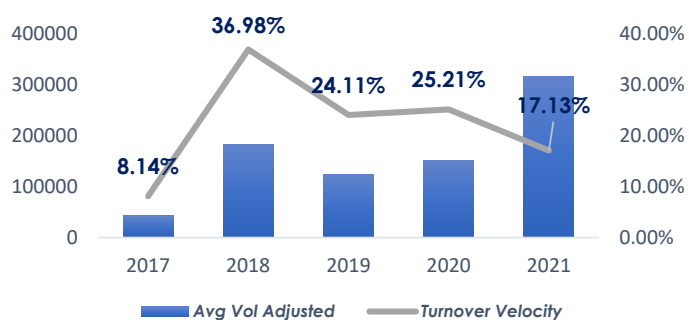
Yearly Performance

2016	2017	2018	2019	2020	2021	CAGR
14.23%	56.94%	26.98%	36.79%	72.32%	-4.55%	35.00%

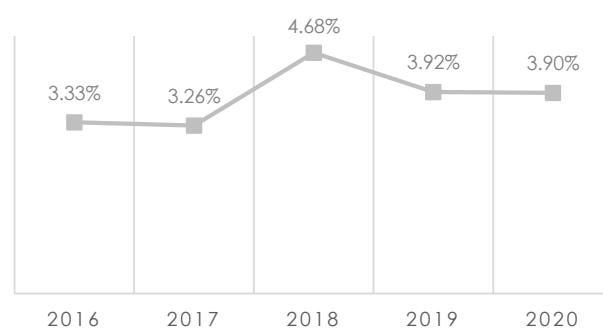
Trailing Performance

5 Year	3 Year	1 Year	9 Month	6 Month	3 Month	1 Month
342.11%	153.01%	72.84%	31.11%	10.53%	-4.55%	4.13%

Share Liquidity



Total Yield %

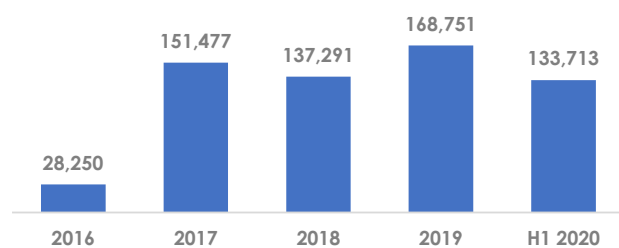


Financials (€ thous, consolidated)

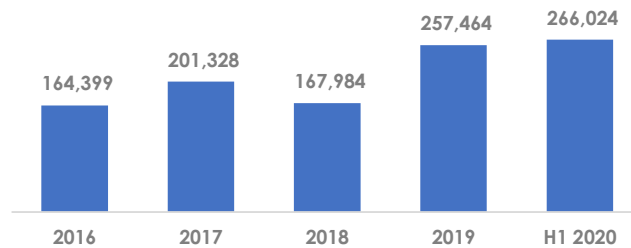
(€ thous, consolidated)

Fiscal Year	2016	2017	2018	2019	H1 2020
Revenues	225,560	276,535	292,052	299,144	166,501
Gross Profit	74,202	114,125	123,607	128,866	77,084
EBITDA	115,769	147,545	167,910	181,960	108,386
Long-term Liabilities	567,175	670,152	668,409	906,518	897,641
Short-term Liabilities to Banks	100,681	111,808	144,030	106,667	199,734
Debt	667,856	781,960	812,439	1,013,185	1,097,375
EBT	36,291	57,015	62,411	69,636	33,122
Net Earnings	21,379	37,120	47,053	53,245	26,071
Assets	1,437,611	1,603,318	1,646,270	2,118,398	2,139,385
Equity	355,230	378,749	391,133	438,462	390,564
CAPEX	- 145,474	- 229,194	- 109,292	- 169,568	- 69,570
Operating Cash Flow	28,250	151,477	137,291	168,751	133,713
Cash	164,399	201,328	167,984	257,464	266,024
EBITDA Margin	51%	53%	57%	61%	65%
Debt to Equity Ratio	188%	206%	208%	231%	281%
Net Debt to Equity Ratio	142%	153%	165%	172%	213%
Number of Employees	161	249	257	311	330

Operating Cash Flow (€ thous.)



Total Cash (€ thous.)



Cash Distributions (€ per share)

Year Paid	2016	2017	2018	2019	2020
Ordinary Dividend	0.09	0.09	0.04	0.00	0.34
Special Dividend	0.00	0.05	0.22	0.30	0.17
Total Distributions	0.09	0.14	0.26	0.30	0.51

Financial Calendar

Board of Directors

Peristeris T. Georgios	President
Perdikaris G. Georgios	Vice President
Maragkoudakis V. Emmanouil	Member/CEO
Spyrou S. Georgios	Authorized Consultant/Executive Member
Moustakas Emmanouil	Executive Member
Gourzis A. Michael	Non Executive Member
Koubaris Georgios	Independent Non Executive Member
Mergos I. Georgios	Independent Non Executive Member
Apkarian S. Gagik	Independent Non Executive Member

Shareholders

Gek Terna S.A.	37.93%
Peristeris Georgios	14.68%

Source: ATHEXGROUP, Data 31-Mar-2021 , published according to law 3556/2007

Index Participation

Athex All Share Index
Athex Composite Index Total Return Index
Athex Composite Share Price Index
FTSE/ATHEX High Dividend Yield Index
FTSE/Athex Large Cap
FTSE/Athex Market Index
FTSE/Athex Utilities
Hellenic Mid & Small Cap Index

The information contained in this report is supplied by ATHEX and by the listed companies. While all reasonable efforts have been taken to ensure the accuracy of the information contained in the report, it cannot be guaranteed. No liability is accepted by ATHEX and/or any listed company. This report does not constitute financial or investment advice. The present document is property of Hellenic Exchanges- Athens Stock Exchange S.A. (ATHEX) and the rights over it are protected under the stipulations about intellectual property rights. Copyright © 2021 Hellenic Exchanges- Athens Stock Exchange S.A.