

Company Profile

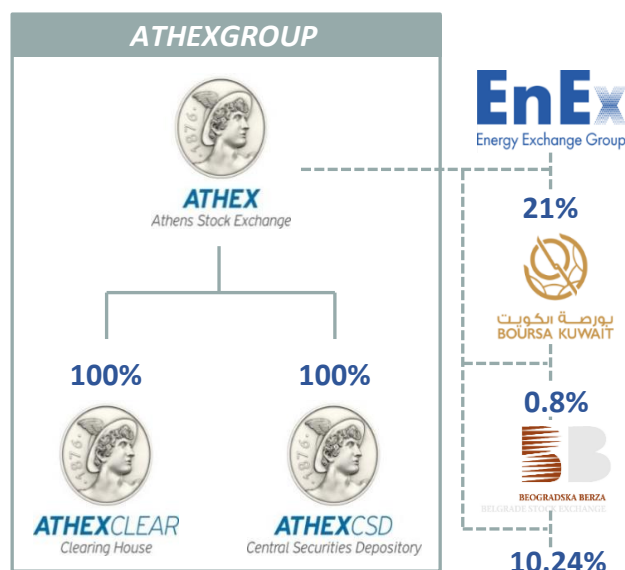
HELLENIC EXCHANGES-ATHENS STOCK EXCHANGE (ATHEX) is the parent company of the Group of companies that support the operation of the Greek capital market.

The parent company and its 100% subsidiaries **ATHEXCLEAR** and **ATHEXCSD** operate the organized cash and derivatives markets, carry out trade clearing, settlement and registration of securities, provide comprehensive IT solutions to the Greek capital market as well as other ancillary services (colocation, XNET, LEI et al.) and promote the development of capital markets in Greece.

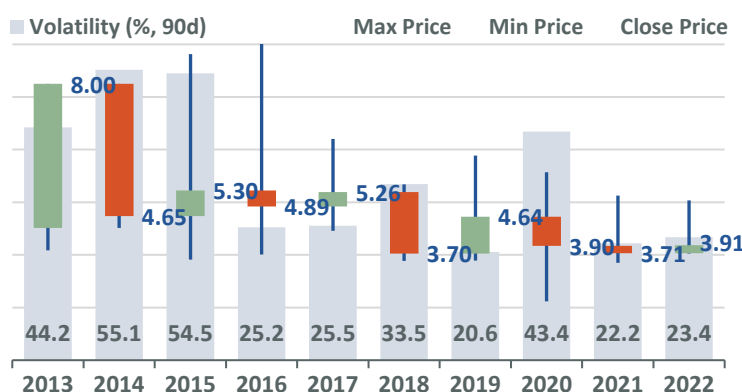
The Group also provides support services to the **Hellenic Energy Exchange** in which it holds a 21% stake and to **Boursa Kuwait** in which it holds a 0.8% stake.

Through its participation in the **Hellenic Corporate Governance Council (HCGC)** - the Group promotes corporate governance and the adoption of best practices in Greece - www.esed.org.gr

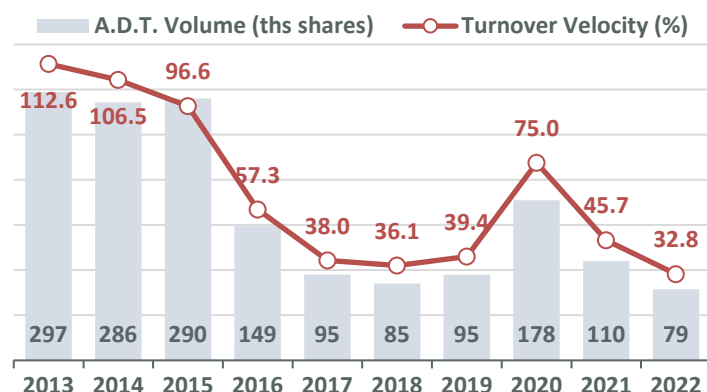
Group Structure



Share Performance



Share Liquidity



Yearly Performance

2017	2018	2019	2020	2021	2022	CAGR 2022-13
7.6%	-29.7%	25.3%	-16.0%	-4.7%	5.4%	-7.6%

Trailing Performance

1 Month	3 Months	6 Months	9 Months	1 Year	3 Years	5 Years
5.4%	5.7%	-2.0%	-4.9%	11.9%	7.1%	-12.5%

Source: ATHEXGROUP, Trade Data 31/01/2022

Recent Developments

- Jan-22 Mr. Giannos Kontopoulos **selected** as the new CEO of the Group
- Dec-21 Common Trading Platform Agreement signed with the **Belgrade Stock Exchange** (BELEX)
- Dec-21 Start of the **Share Buyback** program
- Aug-21 Launch of a new stock market index:
- **ATHEX ESG Index**
- Jul-21 ATHEX acquires 10.24% in the **Belgrade Stock Exchange** (BELEX)

Upcoming Events

Financial Calendar 2022

FY 2021 Results	Monday March 28 th
Q1 2022 Results	Monday May 30 th
Annual General Meeting	Thursday June 2 nd
H1 2022 Results	Monday July 25 th
9M 2022 Results	Monday November 28 th

Key Information

Mkt Capitalization (€)	235,960,680
Number of Shares Outstanding	60,348,000
ICB Sector Classification (ICB)	Financial Services
Listing Market	Main Market
Trading Segment	High Liquidity
Fiscal Year End	December



ATHEX GROUP

February 2022
Group FactSheet

Financials (€ thous, consolidated)

Fiscal Year	2017	2018	2019	2020	9M-21
Revenue	27,412	26,586	33,368	30,735	26,996
Regulator Fee	-1,063	-1,019	-1,216	-1,227	-1,020
Operating Expenses	18,366	18,185	18,916	21,170	15,095
EBITDA	7,983	7,382	13,236	8,338	10,881
Depreciation	-3,060	-3,504	-4,083	-4,210	-3,274
EBIT	4,923	3,878	9,153	4,128	7,607
Financial Income	321	565	366	117	38
EBT	5,078	4,008	9,482	4,908	7,886
Income Tax	-2,002	-981	-3,402	-1,038	-875
Net Earnings (EAT)	3,076	3,027	6,080	3,870	7,011
EPS (€ per share)	0.042	0.064	0.115	0.118	0.162
Operating Margin	29.1%	27.8%	39.7%	27.1%	40.3%
Head Count	221	227	218	230	231

Cash Distributions (per share)

Year Paid	2017	2018	2019	2020	2021
Ordinary Dividend	0.064990	0.050208	0.050	0.070	0.070
Capital return	0.259970	0.150624	0.110	0.090	0.070
Total Distributions	0.324960	0.200832	0.160	0.160	0.140

Board of Directors

George Handjinicolaou
Chairman, Non-Executive Member

Alexios Pilavios
Vice Chairman, Non-Executive Member

Socrates Lazaridis
CEO, Executive Member

Dimitrios Dosis
Independent Non-Executive Member

Konstantinos Vassiliou
Non-Executive Member

Giorgos Doukidis
Independent Non-Executive Member

Ioannis Emiris
Non-Executive Member

Polyxeni Kazoli
Independent Non-Executive Member

Theano Karpodini
Independent Non-Executive Member

Nicholas Krenteras
Independent Non-Executive Member

Ioannis Kyriakopoulos
Non-Executive Member

Spyridoula Papagiannidou
Independent Non-Executive Member

Pantelis Tzortzakos
Independent Non-Executive Member

Analyst Coverage

Alpha Finance
Nikos Katsenos

Axia Ventures
Constantinos Zouzoulas

Eurobank Equities
Panagiotis Kladis

Euroxx
Vangelis Karanikas

LXM Group
Louis Nikolopoulos

Optima Bank
Dimitrios Birbos

National Securities
Melina Spyropoulou

Pantelakis Securities
Spiros Tsangalakis

Piraeus Securities
Iakovos Kourtesis

ResearchGreece
Dimitris Giannoulis

Wood & Co
Alex Boulougouris

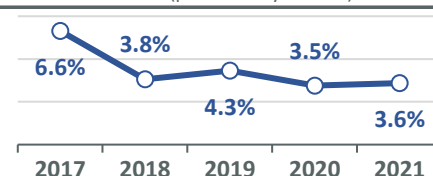
Operating Cash Flow (€ mil)



Total Cash (€ mil)



Total Yield (price fiscal year end)



Shareholder Structure

by Investor Type

International Investors	43.4%
Local Retail Investors	29.8%
Local Institutional Investors	17.8%
Local Banks	5.7%
ATHEX Members	1.1%
Treasury Shares	0.4%
Management Team	0.1%
Other Greek Shareholders	1.8%

by Country of Origin

Greece	56.6%
USA	15.1%
Cayman Islands	7.6%
Luxembourg	5.7%
Ireland	5.1%
British Virgin Islands	1.6%
United Kingdom	1.5%
Other Countries	6.8%

Source: ATHEXGROUP, Data 31/01/2022

Identification

Bloomberg:	EXAEGA	ISIN Code:	GRS395363005
Reuters:	EXCr.AT	FISN:	ATHEX/REG SHS
ATHEX Symbol:	EXAE	LEI:	549300GSRN07MNENPL97

Contact Details

Nick Koskoletos, Chief Financial Officer (CFO)

Stelios Konstantinou, Head of Investor Relations (IR)

e-mail: investor-relations@Athexgroup.gr, www.Athexgroup.gr