

Investment Focus

ALPHA TRUST-ANDROMEDA Investment Trust S.A. is the only closed-end fund listed on the Athens Stock Exchange. Seeks to invest in fundamentally sound assets in the domestic equity and fixed income markets with a medium to long term horizon. The portfolio is managed by ALPHA TRUST.

Company Overview

INCEPTION DATE	25/7/2000
LISTING DATE (IPO)	19/12/2001
DOMICILE	Greece
BASE CURRENCY	EUR

Share Facts

NAV PER SHARE	€ 7.56
SHARE PRICE	€ 6.45
NAV	€ 26.73 mn.
MARKET CAP	€ 22.80 mn.
NUMBER OF SHARES	3,534,269

Premium/Discount

Min 2023	-11.88%
Max 2023	-15.56%
Average 2023	-13.57%
31/01/2023	-14.73%

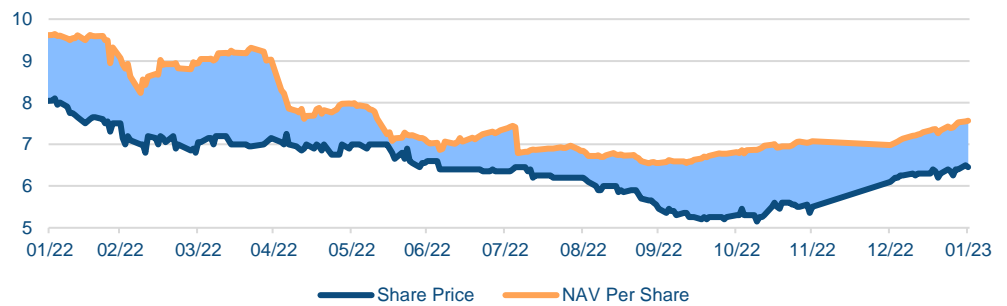
Share Codes

ISIN	GRS433003019
OASIS (ASE)	ANDRO
BLOOMBERG	ANDRO GA
REUTERS RIC	ANDRr.AT

Participation in Indices

FTSE/ATHEX High Dividend Yield Index
ATHEX ESG Index
ATHEX Select Index

Share Price & Nav Per Share Chart



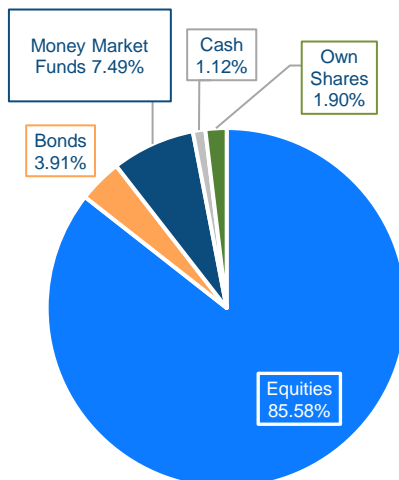
Performance update ^{Note 1}	Monthly	2022	2021	2020	2019	2018
Share Price	5.74%	-21.29%	33.62%	-3.45%	20.18%	12.12%
ATHEX Composite Total Return Index	10.11%	4.08%	12.69%	-9.03%	53.64%	-21.97%

Equity Sector Allocation ^{Note 2}

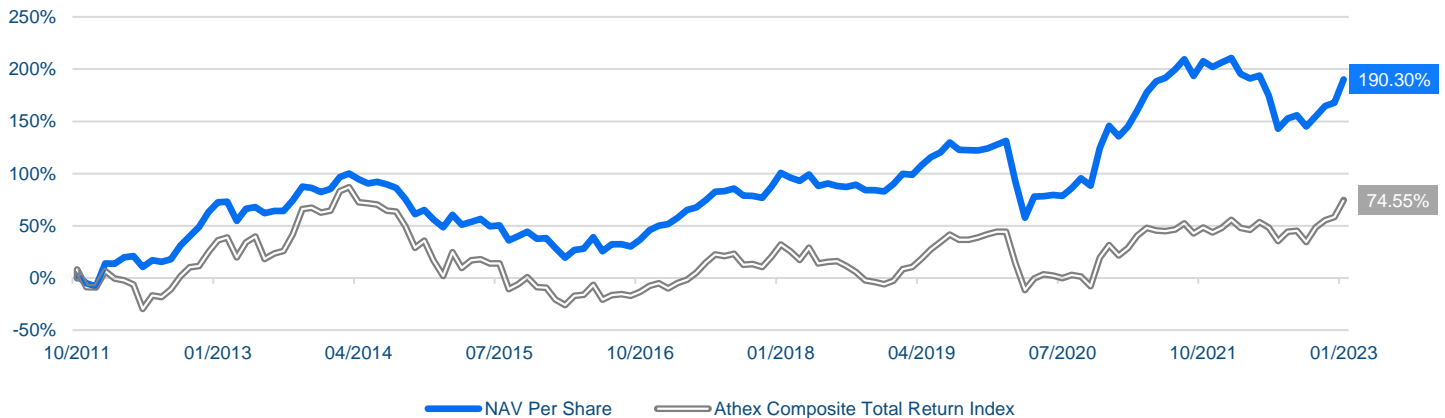
Financial	20.94%
Consumer, Cyclical	15.73%
Industrial	14.22%
Technology	10.68%
Consumer, Non-cyclical	10.32%
Basic Materials	5.84%
Utilities	3.55%
Energy	3.21%

Top 10 Equity Holdings ^{Note 2}

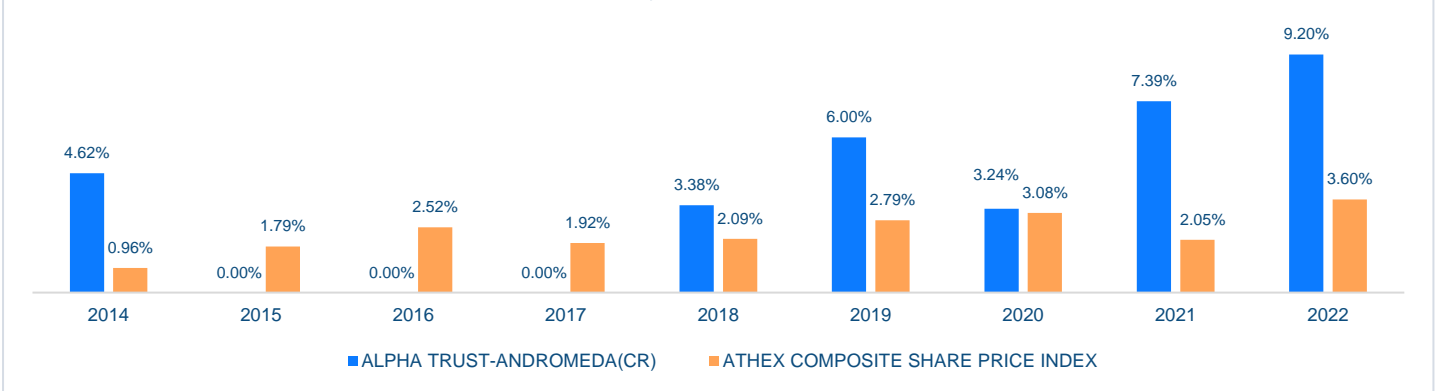
Company	% of Total
QUEST HOLDINGS	6.64%
TITAN CEMENT INTERNATIONAL ATH	5.49%
VIOHALCO SA/NV (CB)	4.19%
PIRAEUS FINANCIAL HOLDINGS	3.84%
ALPHA SERVICES AND HOLDINGS	3.78%
JUMBO	3.33%
OPAP	3.12%
THRACE PLASTICS CO	3.05%
ELLAKTOR	2.99%
PUBLIC POWER CORP	2.81%
Total	39.24%



Comparative Performance (24/10/2011 – 31/01/2023) Note 3



Dividend yield Comparison Note 4



Risk Return Data Note 5

VOLATILITY

ALPHA TRUST-ANDROMEDA	20.64%	BETA	0.79
ATHEX COMPOSITE SHARE PRICE INDEX	21.35%	R SQUARE	66.81%
SHARPE RATIO	-1.02	CORRELATION	0.82
SORTINO RATIO	-0.907		

Performance History <small>Note 1</small>	Since Inception	1 Year	3 Years	5 Years	10 Years
NAV Per Share	123.82%	-6.56%	25.41%	44.73%	68.27%
Athex Composite Total Return Index	-49.72%	12.25%	20.94%	32.25%	28.39%
Athex Composite Share Price Index	-74.35%	9.19%	12.29%	16.38%	3.65%

Source: ALPHA TRUST, Athens Stock Exchange, Bloomberg

Notes: 1. Performance is dividend adjusted, excluding Own Shares 2. Average weighted 3. 24/10/2011: Decision of Extraordinary General Shareholders Meeting for Share capital decrease via capital return to shareholders & Against dissolution and liquidation of the Company 4. Adjusted for the 1/100 Reverse Split on 03/09/2012 and the split (4:1) on 27/10/2021 5. Risk-Returns performance measures for the last year of observations.

This report contains data regarding past transactions and services and does not constitute binding or secure predictions with regards to future results of those transactions and services. This report is intended for information purposes only. Part of the information and data of this report have been collected from reliable sources, nevertheless there is no guarantee for their accuracy or their validity. Any data and estimations contained herein do not constitute under any circumstances analysis, instigation (or the opposite) or investment advice for specific transactions. The companies ALPHA TRUST and ALPHA TRUST-ANDROMEDA Investment Trust S.A. bear no liability for any investment that may take place based on estimates published in this report, since money markets and capital markets are subject to unforeseeable fluctuation and the return on the investments may be either losses or profits and consequently under no circumstances can it be guaranteed. ALPHA TRUST is the portfolio manager of ALPHA TRUST-ANDROMEDA Investment Trust S.A. and owns directly 0.99% ALPHA TRUST-ANDROMEDA Investment Trust S.A. shares, while is entitled to exercise voting rights corresponding to 26.7830% in total, of the total number of voting rights attached to ALPHA TRUST-ANDROMEDA Investment Trust S.A. shares (data as at 31/01/2023).