

Announcement

AξΙΑnumbers Monthly Publication

November, 5th 2009 – Monthly Statistics Bulletin for **October 2009** published by Hellenic Exchanges.

Summary of facts for October 2009:

- Net inflows from foreign investors in Greek market amounting €97,96 million (while in the first quarter were outflows, the total inflow of funds from 1/4/2009 until 30/10/2009 from foreign investors amounts to € 1, 9 billion).
- Total turnover €6.3 billion (increased by 13.8% compared with September 2009 but decreased by 5% compared with October 2008)
- Total market capitalization reached €100 billion, increased by 1% since September 2009 and by 27.9% since October 2008. ATHEX Capitalization was found to be €100 billion since 3/10/2008.
- Participation of foreign investors in total market capitalization to 49.7%, almost unchanged since the previous month.
- 88 thousand active investors shares (14.4% over the previous month).
- 2,932 New investors Shares
- Rise in the price of ATHEX Composite Share Price Index by 0.93% since the beginning of the month. The overall increase from the beginning of the year is 50%, while rising from 9/3/2009, the date on which the Composite Index recorded a year low, amounting to 83%.

Transactions Value in **October 2009** reached **€6,286.92 million** (see Chart 1) **increased by 13.8%** since September 2009 when Transactions Value was €5,526.17 million. Compared with October 2008 when transactions value was €6,610.85 million there was a decrease of 5%.




Chart 1

Correspondingly, **Average Daily Value (ADV) of Transactions** in October 2009 was **€299.38 million** compared to €251.19 million in September 2009 and €300.49 million in October 2008.

The number of **Active investors Accounts for September** reached **88,364** accounts compared to 77,258 of the previous month (14.4% rise)

In October 2009 there were created **2,932 new Investor shares** against the 2,599 new shares that had been created during previous month.

Announcement (cont.)

Market capitalization of the Athens Stock Exchange on 30/10/2009 was calculated at **€99.8 billion** (see Chart 2). Compared with the corresponding capitalization of September 2009, which was €98.8 billion, the increase in ATHEX market capitalization was 1.03%, while compared with the corresponding capitalization of October 2008 which was €78.1 billion, **the increase reached 27.9%.**

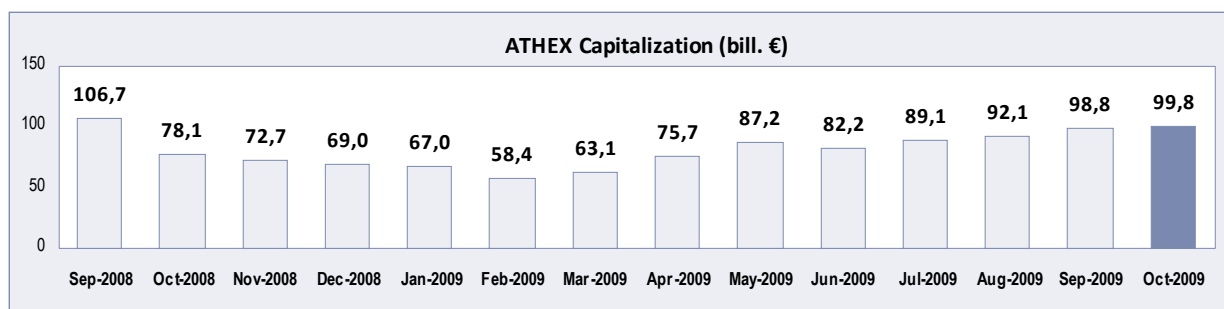


Chart 2

The capitalization of the shares forming the index **FTSE/ATHEX 20** reached **€71.69 billion** (1.31% increase from the previous month), Index **FTSE/ATHEX Liquid Mid** reached **€9.58 billion** (3.2% increase) and Index **FTSE/ATHEX SmallCap 80** reached **€3.96 billion** (decrease by 9.47%).

Trade Analysis based on origin of investors

In October 2009, **foreign investors as a whole showed inflows of €97.96 million**. The inflows derived from foreign institutional investors (€177.51 million) and foreign private investors (€4.53 million), while, offshore companies and foreign legal entities showed capital outflows of €38.16 million and €45.92 million respectively.

Greek investors showed capital outflows amounting to **€80 million**, derived from private financial companies (€66.4 million) and Public Sector (€21.89 million), while Greek private investors and private non-financial companies showed capital inflows of €3.89 million and €4.4 million respectively.

The remaining €17.96 million of outflows from other investors, involve shares of accounts with unregistered country of tax residence.

Foreign investors in October 2009 made 47.33% of the transactions in terms of value (September 2009 made 50.96% of transactions, while October 2008 had made 52.96% of transactions).

Greek private investors in October 2009 made 35.98% of the transactions in terms of value (September 2009 made 29.73% of transactions, while October 2008 had made 28.79% of transactions).

Greek Institutional Investors (private finance companies) **in October 2009 made 14.42%** of transactions in terms of value (September 2009 made 16.96% of transactions, while October 2008 had made 14.42% of transactions).

Announcement (cont.)

Investor Participation in the Athens Stock Exchange

The participation of foreign investors in the capitalization of the Greek Stock Exchange on 30/10/2009 remained the same compared to the previous month **and rated 49.7%** (see chart 3). In October 2008 the participation of foreign investors was at 49.2%.

The Greek investors on 30/10/2009 held **49%** of the total capitalization of shares on ATHEX.

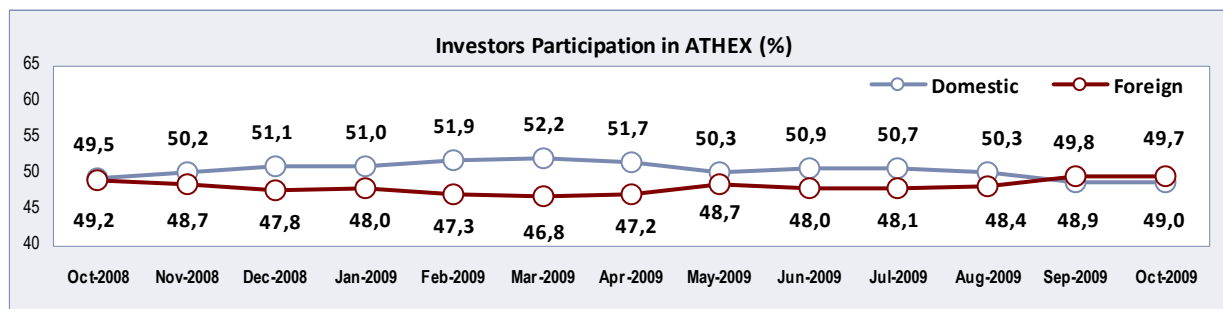


Chart 3 - The percentage that remains belongs to Other Not Identified and it is below 2%.

ATHEX Composite Share Price Index

The ATHEX Composite Share Price Index on 30/10/2009 ended to **2686.21** points, increased by 0.93% from the closing price of September 30th 2009. Compared with the lowest price recorded in period January 2004 - October 2009 which was 1469.4 points on 9/3/2009, ATHEX Composite Share Price Index has achieved a rise of 82.81%.



Chart 4