

Announcement

AξΙΑnumbers Monthly Publication

June, 7th 2010 – Hellenic Exchanges publishes its Monthly Statistics Bulletin for **May 2010**.

Summary of facts for May 2010:

- Total turnover **€3.2 billion**, decreased by **32%** compared with April 2010 and by **39%** compared with May 2009)
- Total ATHEX capitalization closed at **€60.9 billion**, decreased by **15.4%** since April 2010 and by **30.2%** since May 2009.
- Participation of foreign investors in total market capitalization reached **49.5%** (from 50.4% since the previous month).
- Foreign investors in May 2010 made **51.6%** of total turnover.
- Net capital outflow from foreign investors valued of **€339.3 million**
- Net capital inflow from Greek retail investors valued of **€252.2 million**
- Net capital inflow from Greek institutional investors valued of **€47.4 million**
- The number of Active investors' Shares reached **63,871**
- **3,043** New investors' Shares
- Losses in the price of ATHEX Composite Share Price Index by **17.07%** during May 2010.

Transactions Value in **May 2010** reached **€3,200.2 million** (see Chart 1) **decreased by 32%** since April 2010 when transactions value was **€4,702.7 million**. Compared with May 2009 when transactions value was **€5,212.6 million** there was an decrease of 39%.




Chart 1

Announcement (cont.)

Correspondingly, **Average Daily Value (ADV) of Transactions** in **May 2010** was **€160.0 million** which is lower compared to April 2010 (€235.1 million) and also lower since May 2009 (€260.6 million)

The number of **Active investors Accounts for May** reached **63,871** accounts compared to 76,753 of the previous month (May 2009: 84,439).

In **May 2010** there were created **3,043 new Investor shares** against the 5,646 new shares that had been created during previous month.

Market capitalization of the Athens Stock Exchange by the end of May was calculated at **€60.9 billion** (see Chart 2). Compared with the corresponding capitalization of April 2010, which was €71.9 billion, there was a decrease of 15.38%, while compared with the corresponding capitalization of May 2009 which was €87.2 billion, the decrease reached 30.24%.

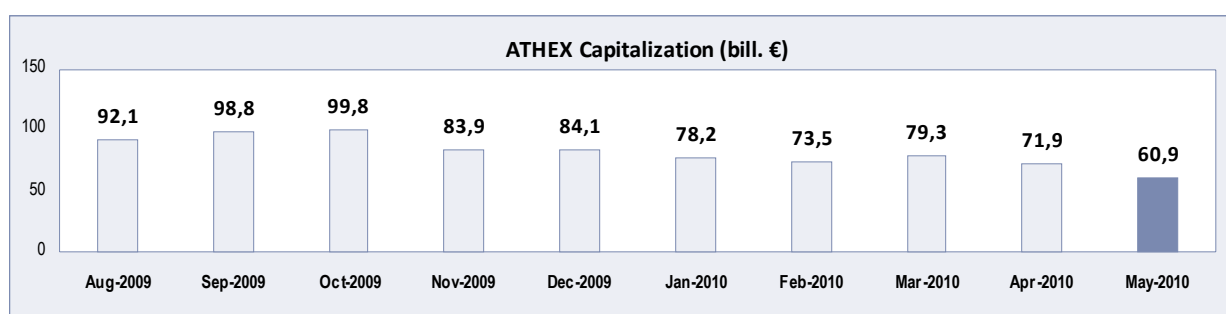


Chart 2

The capitalization of the shares forming the index **FTSE/ATHEX 20** reached **€41.1 billion** (decreased by 18% since the previous month), **FTSE/ATHEX Liquid Mid** index reached **€5.6 billion** (decreased by 11.95%) and **FTSE/ATHEX SmallCap 80** index reached **€2.2 billion** (decreased by 10.07%).

Trade Analysis based on origin of investors

In May 2010, **international investors as a whole were net sellers by €339.3 million**. The outflows derived from international institutional investors (€362.1 million) and offshore companies (€21.3 million), while international retail investors and international legal entities were buyers with net amounts of €17.5 million and €26.7 million respectively.

Greek investors were net buyers by €320.5 million, derived from Greek retail investors (€252.2 million) Greek institutional investors (€47.4 million) and private legal entities (€21.0 million), while Greek Public Sector (State and State Controlled Funds) were sellers with net amount of €0.06 million.

The remaining €18.8 million of inflows from other investors, concern accounts with unregistered country of tax residence.

International investors in May 2010 did 51.6% of the transactions' value (in April 2010 they did 53.9% of the transactions' value, while in May 2009 they had done 40.9% of the transactions' value). **Greek retail investors in May 2010 did 29.7%** of the transactions' value (in April 2010 they did 29.5% of the transactions' value, while in May 2009 they had done 42.2% of the transactions' value). **Greek Institutional Investors** (private financial companies) **in May 2010 did 16.6%** of transactions' value (in April 2010 they did 15.1% of the transactions' value, while in May 2009 had done 14.2% of the transactions' value) (see Chart 3)

Announcement (cont.)

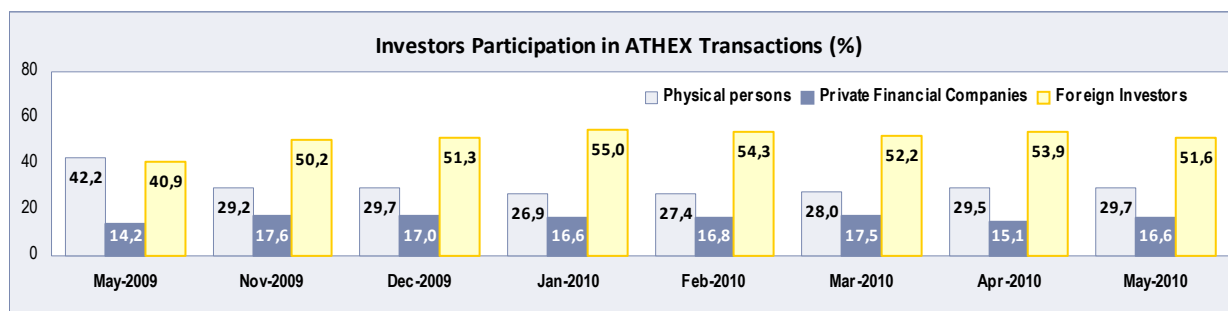


Chart 3

Investors' Participation in the Athens Stock Exchange

The participation of international investors in the capitalization of the Greek Stock Exchange on 31/5/2010 was decreased compared to the previous month at **49.5%** (see chart 4) (April 2010: 50.4%). In May 2009 foreign investors participation was 48.7%.

The Greek investors on 31/5/2010 held **49.2%** of the total capitalization of the ATHEX listed stocks.

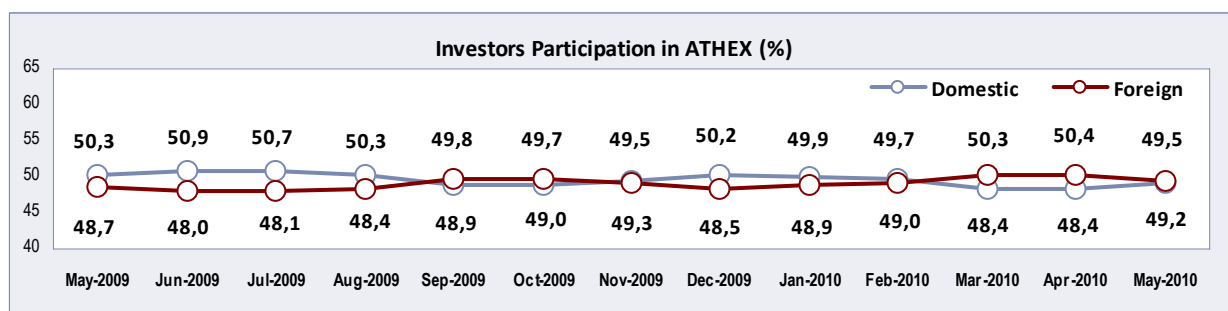


Chart 4 - The percentage that remains belongs to Other Not Identified and it is below 2%.

ATHEX Composite Share Price Index

The ATHEX Composite Share Price Index on May 2010 ended to **1550.78** points, **decreased by 17.07%** since the beginning of the month.



Chart 5