ΟΜΙΛΟΣ ΕΛΛΗΝΙΚΑ ΧΡΗΜΑΤΙΣΤΗΡΙΑ
HELLENIC EXCHANGES GROUP

# Announcement

## AξIAnumbers Monthly Publication

**March, 7 2012 – Hellenic Exchanges publishes its Monthly Statistics Bulletin for February 2012**.

**Summary of basic statistical information for February 2012:**

- **Total turnover €1.68 billion (increased by 56.6% compared to the previous month and decreased by 43.1% compared to the same month of the previous year)**
- **Total ATHEX capitalization closed up at €29.36 billion, decreased by 6.1% since the previous month.**
- **Total number of securities transferred due to settlement of stock exchange transactions amounted at 1,291,617,053 items increased by 51.9% compared to last month (850,317,922) and increased by 21.2% compared to February 2011 (1,065,466,689 items).**
- **Participation of foreign investors in total market capitalization reached 49.7%, the same as at the end of previous month.**
- **Foreign investors in February 2012 made 24.8% of total turnover.**
- **Net capital inflows from foreign investors in the Greek capital market, during February, were less than outflows.**
- **The number of Active investors' Accounts reached 48.20 thousand (previous month: 38.24 thousand)**
- **2,248 New investors' Accounts (previous month: 1,925 Shares)**
- **Losses in the price of ATHEX Composite Share Price Index by 6.6% since the beginning of the month.**

**Transactions Value in February 2012** reached **€1,683.46 million** *(see Chart 1),* increased **by 56.6%** since the previous month when transactions value reached €1,074.84 million. Compared to the same month of the previous year when transactions value was €2,957.58 million there was a decrease of 43.1%.

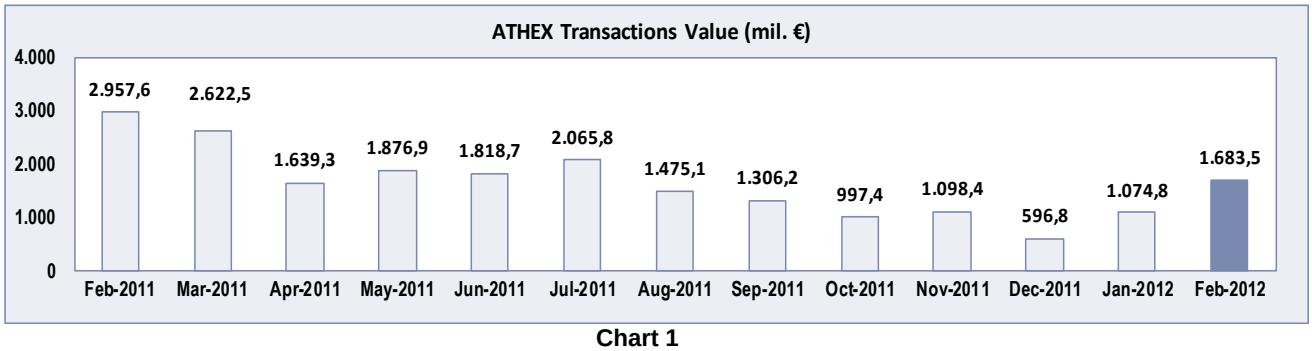


**Chart 1**

## *Announcement (continued)*

Correspondingly, **Average Daily Value (ADV) of Transactions** in **February 2012** was **€84.17 million** which is increased compared to the previous month (€51.18 million) and decreased compared to the same month of the previous year (€147.88 million).

The number of **Active Investors Accounts for February reached 48,198** accounts compared to 38,239 of the previous month (February 2011: 55,244).

In **February 2012** there were **2,248 new Investor Accounts** created against the 1,925 new shares that had been created during the previous month.

**Market capitalization of the Athens Exchange** by the end of February reached **€29.36 billion** (*see Chart 2*). Compared to capitalization at the end of the previous month, which was €31.28 billion, there was a decrease of 6.1%, whilst compared to market capitalization at the end of February 2011 which was €60.97 billion, **the** decrease **was 51.8%.**

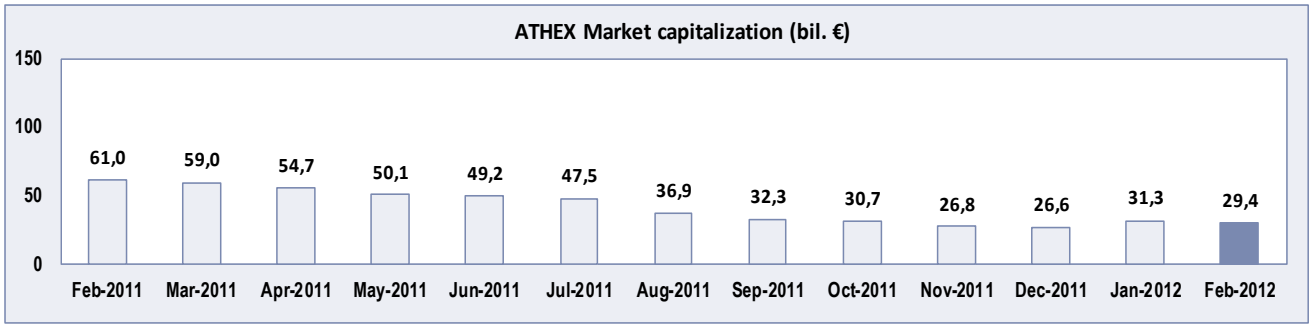


**Chart 2**

At the end of February 2012, the capitalization of shares forming the index **FTSE/ATHEX 20** reached **€20.55 billion** (decrease of 7.4% since the previous month), those formatting the **FTSE/ATHEX Liquid Mid** index reached **€2.41 billion** (decrease of 1.7%) and those formatting the **FTSE/ATHEX Small Cap** index reached **€0.18 billion** (unchanged).

**Trade Analysis based on origin of investors**

In February 2012, **international investors as a whole accounted for outflows which reached €62.90 mil.** The **outflows** derived from Institutional investors (€67.51 million), from other legal entities (€9.05 million) and from physical persons (€0.09 million), while the **inflows** derived from legal entities (€13.70 million) and from other foreign investors (€0.05 million).

**Greek investors were net buyers by €68.43 million**, with **inflows** which related to Greek retail investors (€54.37 million), to the public sector (€7.08 million), to mutual funds (€6.69 million), to private non-financial companies (€3.14 million), to insurance & pension funds (€0.54 million) and to other private financial companies (€0.09 million) and **outflows** which related to investment companies (€2.32 million) and to banks and investment companies (€1.16 million).

The remaining €5.53 million relating to other investors, concern accounts with unregistered country of tax residence.

**International investors in February 2012 accounted for 24.8%** of the transactions' value (in the previous month they realized 34.1%, while in February 2011 they had accounted for 44.8% of the transactions' value).

## *Announcement (continued)*

**Greek retail investors in February 2012 accounted for 50.2%** of the transactions' value (in the previous month they realized 38.2% of the transactions' value, while in February 2011 they had accounted for 32.3% of the transactions' value).

**Greek Institutional Investors** (private financial companies) **in February 2012 accounted for 22.7%** of transactions' value (in the previous month they realized 25.1% of the transactions' value, while in February 2011 had accounted for 20.8% of the transactions' value) (*see Chart 3*)

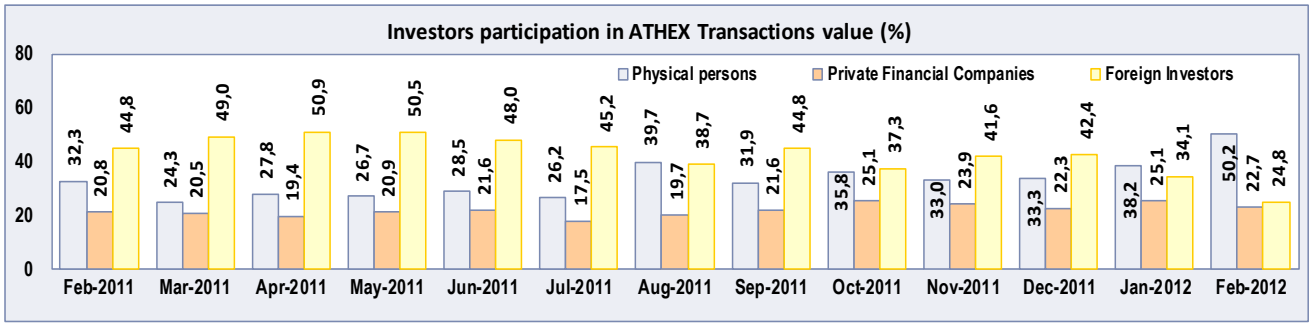


**Chart 3**

### Investors' Participation in the Athens Stock Exchange

**The participation of international investors** in the capitalization of the Greek Exchange at the end of the month reached **49.7%** as the previous month (*see chart 4*). At the end of February 2011 foreign investors' participation was at 51.2%.

The **Greek investors** at the end of the month held **48.9%** of the total capitalization of the ATHEX listed stocks.

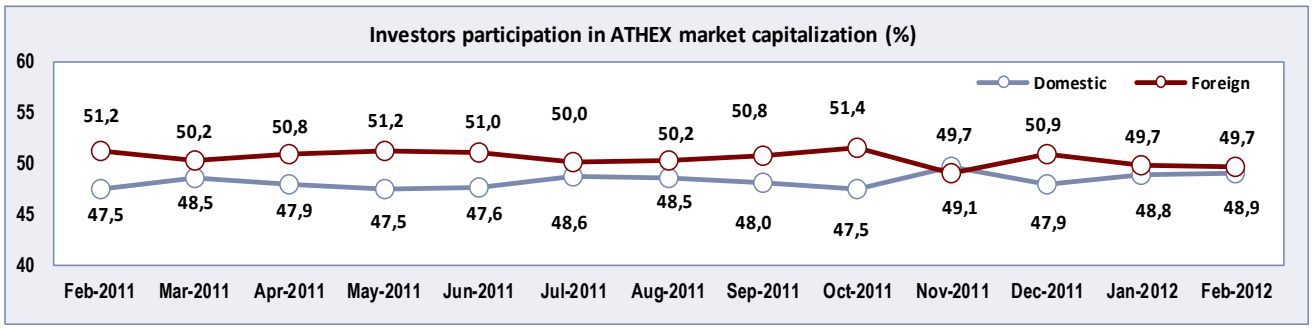


**Chart 4**

**Important Note:** In the chart above the percentage that remains refers to Other Not Indentified Investors and it is below 2%.

## *Announcement (continued)*

**ATHEX Composite Share Price Index**

The ATHEX Composite Share Price Index in February 2012 closed up **to 743.59** points, **decreased by 6.6%** as compared to the end of previous month**.**

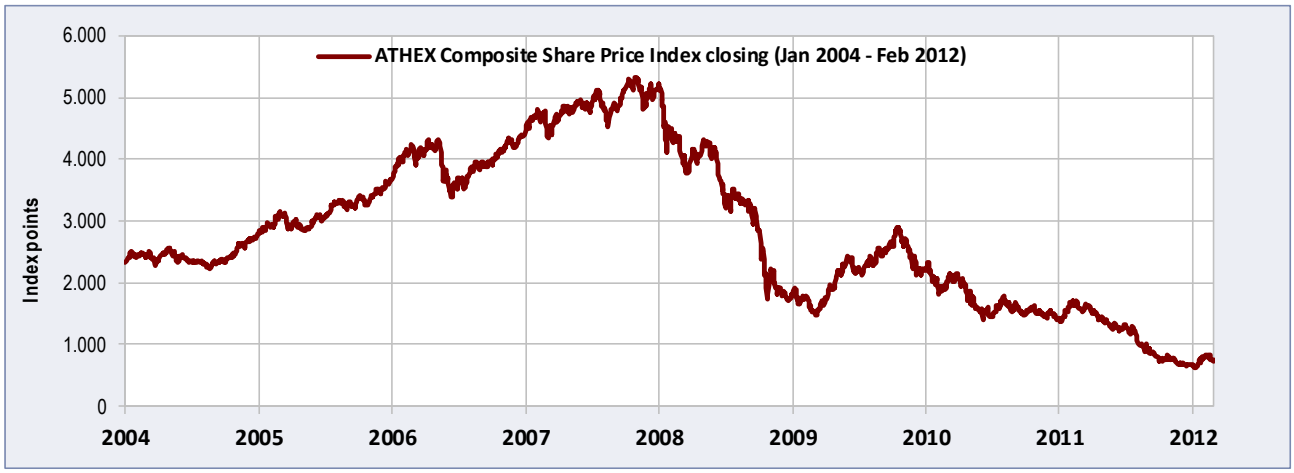


**Chart 5**