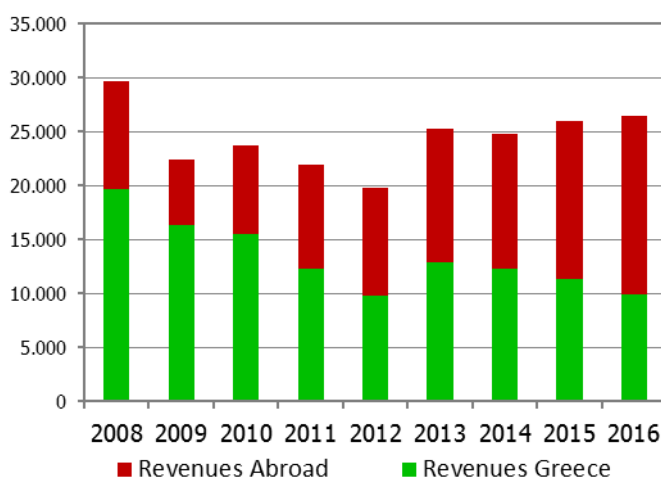


COMPANY PROFILE

Fieratex SA is a Greece-based company engaged in the textile industry. Its main activities are the production, processing and distribution of knitted fabrics, as well as dyeing and finishing services to other fabric producers. Its product range includes garments, fashion outerwear, sportswear and swimwear garments, as well as underwear and sleepwear. The Company is also doing research and development; it works on textile innovation such as tailor made products and solutions using new treatments and processes on fiber and color. Fieratex SA exports its products to Europe, Israel, South America and Hong Kong.

REVENUES ANALYSIS (in € 000)

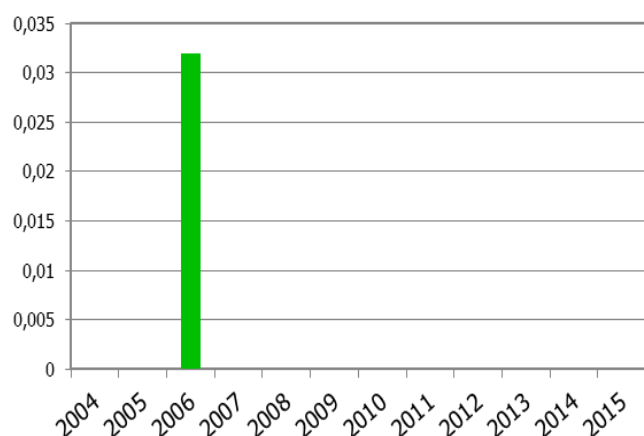


The company manufactures fabrics and garments exported to Europe, Asia and South America. The proportion of overseas sales to total turnover of the year 2016 is 62.57%.

OVERVIEW - TRADING DATA 1 Year (data of period 01/05/2016 - 30/04/2017)

Symbol:	FIER		
Athex Market:	MAIN MARKET		
Market Cap (Mil. €): (28 April 2017)	0,8		
Shares Outstanding (number): (28 April 2017)	10.203.575		
Average Spread (%):	2,33%		
Market Liquidity (%):	0,165%		
Average Trading volume (no of shares):	147,6		
Total Value of transactions (€):	3.400		
Days to trade (1% of outstanding amount):	940,4		
Free Float (28 April 2017):	45,6%		
Turnover Velocity (F.F. Weighted):	0,4%		
Historic Volatility	30 days	60 days	90 days
(annualised %)	0,00%	25,31%	83,53%

DIVIDEND POLICY – DPS (in €)

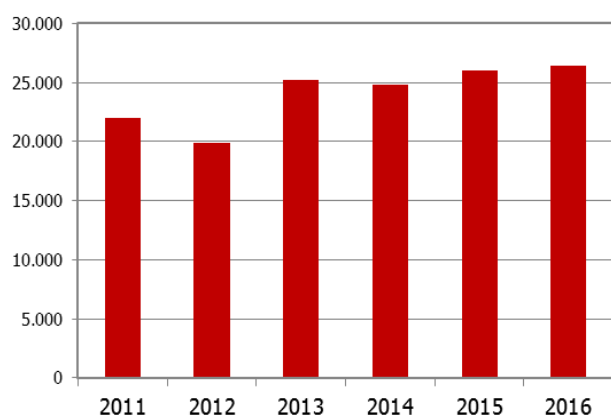


COMPANY'S PERFORMANCE

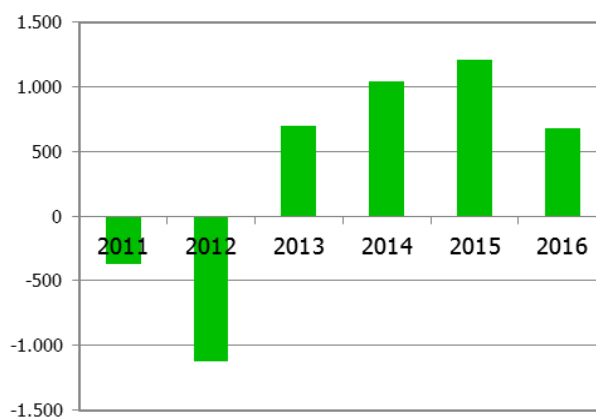
FINANCIAL OVERVIEW (company)

(in € 000)	2011	2012	2013	2014	2015	2016
Revenues	21.986	19.844	25.253	24.771	26.004	26.450
Gross profit	-373	-1.124	697	1.044	1.209	681
EBIT	-2.955	-2.870	-1.392	-519	-290	-1.078
EBITDA	-1.320	-1.378	68	932	1.143	332
Earnings before tax	-3.672	-3.411	-1.998	-903	-752	-1.458
Earnings after tax	-3.410	-3.350	-1.975	-675	-1.056	-1.040
E.P.S.	-0,33	-0,33	-0,19	-0,07	-0,10	-0,10
Total equity	20.255	16.837	14.626	13.896	12.801	11.811
ROE	-16,84%	-19,90%	-13,50%	-4,86%	-8,25%	-8,81%

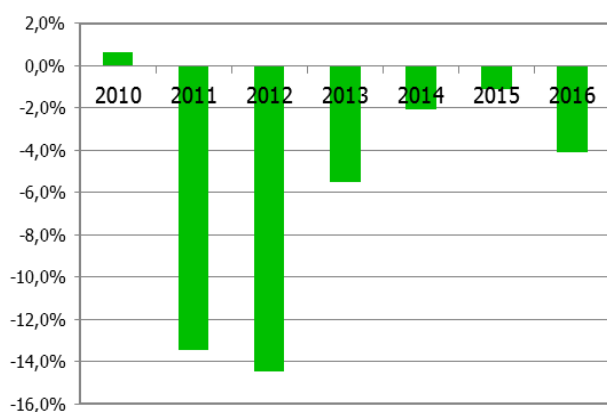
Revenues (in € 000)



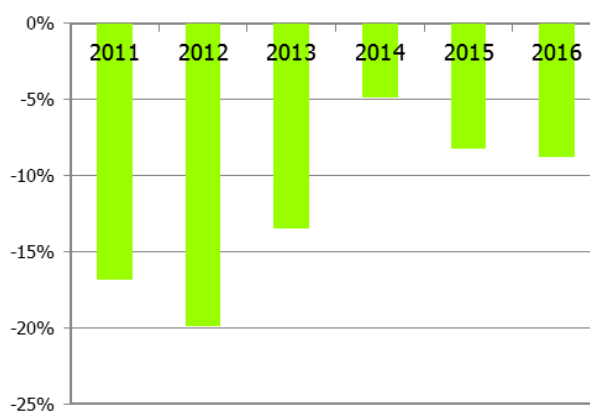
Gross profit (in € 000)



Operating Margin



ROE



MAJOR SHAREHOLDERS (>5%)

Name	%
FIERA A.B.E.E.	33,34%
CHRISOULA ANEZOULAKI	7,44%
IOANNIS TEKELOGLOU	13,65%
Total	54,43%

BOARD OF DIRECTORS

Name	Qualification
ANEZOULAKIS D. IOANNIS	PRESIDENT/CEO/EXECUTIVE MEMBER
ANEZOULAKIS I. DIMITRIOS	EXECUTIVE MEMBER
MANTIKOS A. ATHANASIOS	NON EXECUTIVE MEMBER
ZERVOU EKATERINI	NON EXECUTIVE MEMBER
PAPATHEODOROU M. ARISTOTELIS	INDEPENDENT NON EXECUTIVE MEMBER
ZERVOS S. NIKOLAOS	INDEPENDENT NON EXECUTIVE MEMBER

MANAGEMENT TEAM PROFILE

Mr. Ioannis D. Anezoulakis is Executive President of the Board and Managing Director of Fieratex SA.

Mr. Dimitrios I. Anezoulakis is Executive Director of the Board and Managing Director of Fieratex SA.

Mr. Athanasios Ant. Mantikos is Non-Executive Director at Fieratex SA.

Ms. Ekaterini Zervou is Non-Executive Director at Fieratex SA.

Mr. Aristotelis M. Papatheodorou is Non-Executive Independent Director at Fieratex SA.

Mr. Nikolaos Sp. Zervos is Non-Executive Independent Director at Fieratex SA.

The information contained in this report is prepared by Athens Exchange Group (ATHEX Group) and while all reasonable efforts have been used to ensure that the information contained herein is correct at the time of publication, it cannot be guaranteed as to its accuracy or completeness. This report is for informational purposes, based on publicly available data and does not constitute financial or investment advice, thus no liability is accepted by ATHEX group and/or any listed company. The present document is property of ATHEX Group and the rights over it are protected under the stipulations about intellectual property rights. Copyright © 2017 Athens Exchange Group.