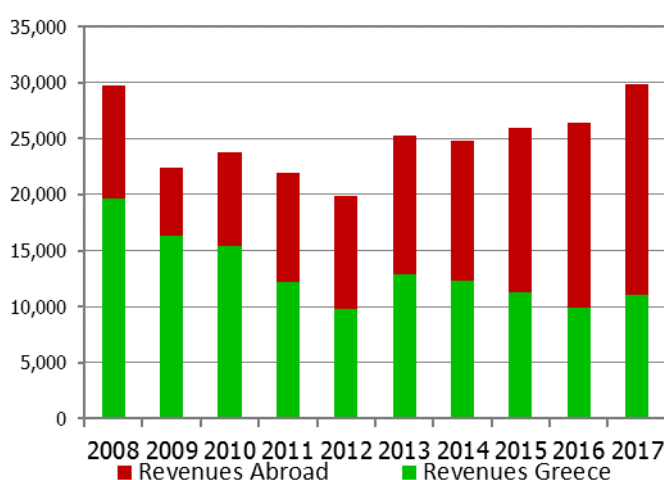


COMPANY PROFILE

Fieratex SA is a Greece-based company engaged in the textile industry. Its main activities are the production, processing and distribution of knitted fabrics, as well as dyeing and finishing services to other fabric producers. Its product range includes garments, fashion outerwear, sportswear and swimwear garments, as well as underwear and sleepwear. The Company is also doing research and development; it works on textile innovation such as tailor made products and solutions using new treatments and processes on fiber and color. Fieratex SA exports its products to Europe, Israel, South America and Hong Kong.

REVENUES ANALYSIS (in € 000)

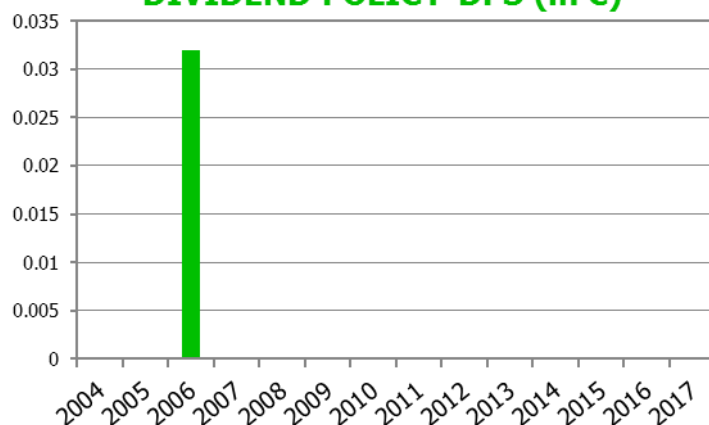


The company manufactures fabrics and garments exported to Europe, Asia and South America. The proportion of overseas sales to total turnover of the year 2017 is 63.09%.

OVERVIEW - TRADING DATA 1 Year (data of period 01/05/2017 - 30/04/2018)

Symbol:	FIER		
Athex Market:	MAIN MARKET		
Market Cap (Mil. €): (30 April 2018)	2.0		
Shares Outstanding (number): (30 April 2018)	10,203,575		
Average Spread (%):	2.69%		
Market Liquidity (%):	0.736%		
Average Trading volume (no of shares):	45.0		
Total Value of transactions (€):	26,327		
Days to trade (1% of outstanding amount):	132.5		
Free Float (30 April 2018):	45.57%		
Turnover Velocity (F.F. Weighted):	4.4%		
Historic Volatility	30 days	60 days	90 days
(annualised %)	157.90%	128.97%	108.69%

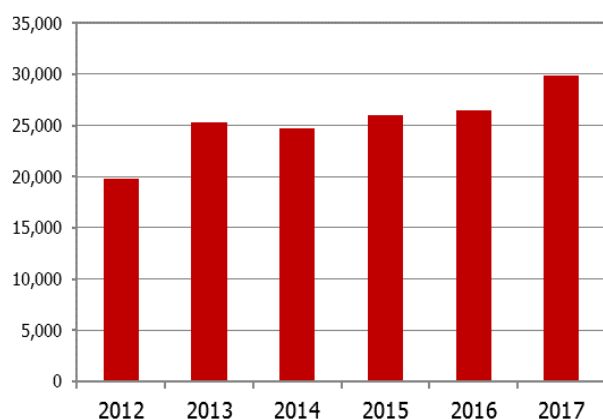
DIVIDEND POLICY-DPS (in €)



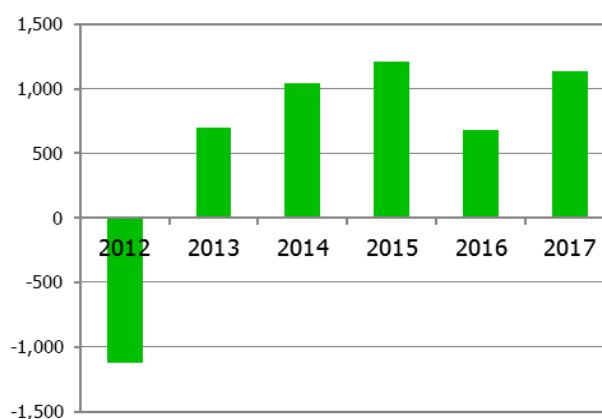
COMPANY'S PERFORMANCE

FINANCIAL OVERVIEW (company)						
(in € 000)	2012	2013	2014	2015	2016	2017
Sales	19,844	25,253	24,771	26,004	26,450	29,891
Gross profit	-1,124	697	1,044	1,209	681	1,138
EBIT	-2,870	-1,392	-519	-290	-1,078	-299
EBITDA	-1,378	68	932	1,143	332	1,071
Earnings before tax	-3,411	-1,998	-903	-752	-1,458	-847
Earnings after tax	-3,350	-1,975	-675	-1,056	-1,039	-528
E.P.S.	-0.328	-0.190	-0.0662	-0.1035	-0.1019	-0.0518
Total Equity	16,837	14,626	13,896	12,801	11,811	11,994
ROE	-19.90%	-13.50%	-4.86%	-8.25%	-8.80%	-4.40%

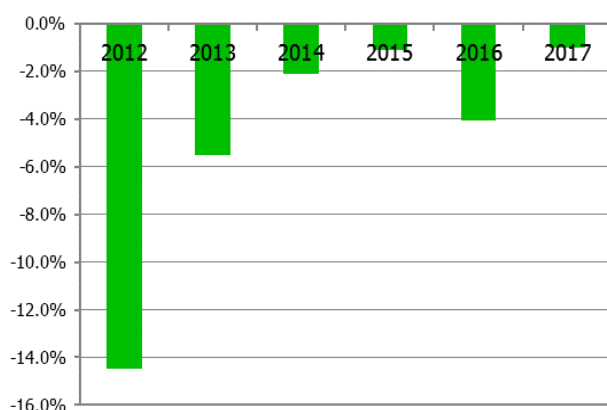
Revenues (in € 000)



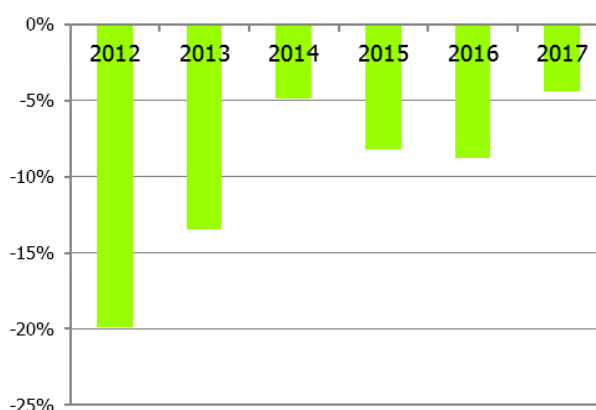
Gross profit (in € 000)



Operating Margin



ROE



MAJOR SHAREHOLDERS (>5%)

Name	%
FIERA A.B.E.E.	33,34%
CHRISOULA ANEZOULAKI	7,44%
IOANNIS TEKELOGLOU	13,65%
Total	54,43%

BOARD OF DIRECTORS

Name	Qualification
ANEZOULAKIS D. IOANNIS	PRESIDENT/CEO/EXECUTIVE MEMBER
ANEZOULAKIS I. DIMITRIOS	EXECUTIVE MEMBER
MANTIKOS A. ATHANASIOS	NON EXECUTIVE MEMBER
ZERVOU EKATERINI	NON EXECUTIVE MEMBER
PAPATHEODOROU M. ARISTOTELIS	INDEPENDENT NON EXECUTIVE MEMBER
ZERVOS S. NIKOLAOS	INDEPENDENT NON EXECUTIVE MEMBER

MANAGEMENT TEAM PROFILE

Mr. Ioannis D. Anezoulakis is Executive President of the Board and Managing Director of Fieratex SA.

Mr. Dimitrios I. Anezoulakis is Executive Director of the Board and Managing Director of Fieratex SA.

Mr. Athanasios Ant. Mantikos is Non-Executive Director at Fieratex SA.

Ms. Ekaterini Zervou is Non-Executive Director at Fieratex SA.

Mr. Aristotelis M. Papatheodorou is Non-Executive Independent Director at Fieratex SA.

Mr. Nikolaos Sp. Zervos is Non-Executive Independent Director at Fieratex SA.

The information contained in this report is supplied by ATHEX and by the listed companies. While all reasonable efforts have been taken to ensure the accuracy of the information contained in the report, it cannot be guaranteed. No liability is accepted by ATHEX and/or any listed company. This report does not constitute financial or investment advice.

The present document is property of Hellenic Exchanges- Athens Stock Exchange S.A. (ATHEX) and the rights over it are protected under the stipulations about intellectual property rights. Copyright © 2018 Hellenic Exchanges- Athens Stock Exchange S.A