

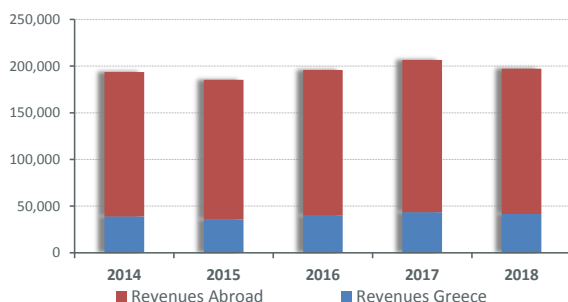


Website: <http://www.nireus.gr>  
 Bloomberg code: NIR:GA  
 Reuters code: NIRr.AT  
 ISIN code: GRS234003002

## COMPANY PROFILE

Aquaculture is the main sector of activity of NIREUS AQUACULTURE S.A.'s group. NIREUS AQUACULTURE S.A is the leading company worldwide in the production and trading of Mediterranean aquaculture species. The main species which NIREUS S.A produces are Gilt-head Sea Bream, European Sea Bass, Meagre and Red Sea Bream. NIREUS S.A is also activated in the sectors of juvenile production, fish feed production and aquaculture equipment, both for our own use and for trading in a wide range of customers in Greece and abroad.

## REVENUE ANALYSIS (in € 000)



Revenues from abroad represented the 78.98% of the group's annual turnover in 2018.

## OVERVIEW - TRADING DATA

### OVERVIEW - TRADING DATA 1 Year (data of period 01/05/2018 - 30/04/2019)

Symbol:	NIR		
Athex Market:	MAIN MARKET		
Listing in Athex:	March 29, 1995		
Sector Classification:	Food & Beverage		
Subsector Classification:	Farming Fishing & Plantations		
Market Cap (Mil. €): (30 April 2019)	52,041		
Shares Outstanding (number): (30 April 2019)	294,016,812		
Average Spread (%):	2.93		
Market Liquidity (%):	4.59%		
Average Trading volume (no of shares):	11,467.9		
Total Value of transactions (€):	15,859,033		
Days to trade (1% of outstanding amount):	12.2		
Free Float (30 April 2019):	19.47%		
Turnover Velocity (F.F. Weighted):	58.48%		
<b>Historic Volatility</b>	<b>30 days</b>	<b>60 days</b>	<b>90 days</b>
(annualised %)	25.12%	29.10%	45.25%

## GROUP STRUCTURE

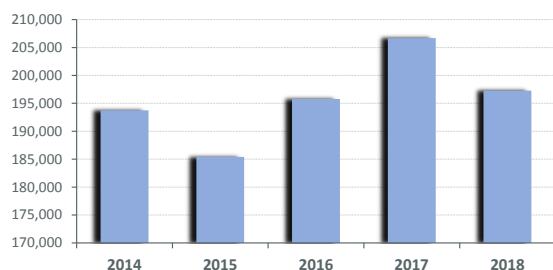
NIREUS AQUACULTURE S.A. - Parent	Location	% Holding
PROTEUS EQUIPMENT S.A	GREECE	100%
NIREUS INTERNATIONAL LTD	CYPRUS	100%
PREDOMAR S.L.	SPAIN	100%
KEGO AGRI S.A	GREECE	100%
NIREUS GMBH	GERMANY	100%

## COMPANY'S PERFORMANCE

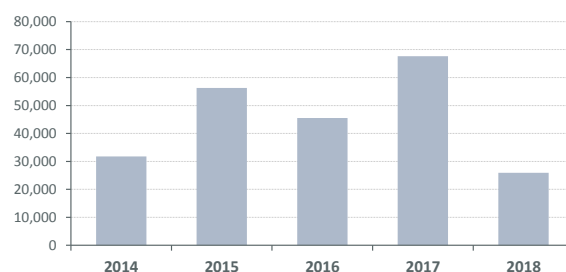
### FINANCIAL OVERVIEW (Consolidated)

(in 000)	2014	2015	2016	2017	2018
Revenues	193,744	185,400	195,786	206,683	197,272
Gross Profit	31,764	56,309	45,510	67,609	25,902
EBIT	6,244	28,062	16,949	36,256	-3,839
EBITDA	13,453	34,262	22,443	42,200	2,690
Profit before tax	-16,495	68,058	7,859	23,312	-14,654
Profit after tax	-15,156	60,056	10,922	23,361	-12,599
Total Equity	43,401	121,188	132,122	156,127	148,742
E.P.S.	-0.220	0.57	0.04	0.08	-0.04
ROE	3.90%	6.36%	2.70%	25.05%	35.16%

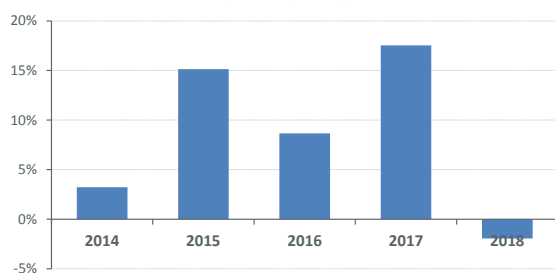
Revenues (in 000)



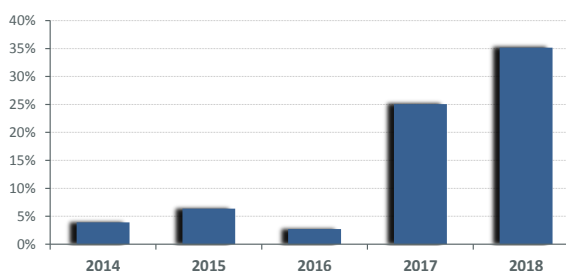
GROSS PROFIT (in 000)



Operating Margin



Return On Equity (ROE)



### MAJOR SHAREHOLDERS (>5%)

Name	%
LINNAEUS CAPITAL PARTNERS B.V.	5.55%
PIRAEUS BANK S.A.	32.51%
EUROBANK ERGASIAS S.A.	15.64%
NATIONAL BANK OF GREECE S.A.	6.18%
ALPHA BANK A.E.	20.65%
<b>Total</b>	<b>72.04%</b>

### BOARD OF DIRECTORS

Name	Qualification
CHACHLAKIS ANTONIOS	PRESIDENT/CEO/EXECUTIVE MEMBER
CHAVIARAS NICKOLAOS	VICE CHAIRMAN/NON EXECUTIVE MEMBER
SAKELLARIDE CHRISTINA	INDEPENDENT NON EXECUTIVE MEMBER
POYSKOURI ANNA	INDEPENDENT NON EXECUTIVE MEMBER
IOANNIDOU A. LITO	INDEPENDENT NON EXECUTIVE MEMBER
FRONISTAS PETROS	INDEPENDENT NON EXECUTIVE MEMBER
KOMONDOUROS P. MARKOS	INDEPENDENT NON EXECUTIVE MEMBER
LAMBRIINOPOULOS KONSTANTINOS	INDEPENDENT NON EXECUTIVE MEMBER
ELISSAIOS EYSTRATIOS	EXECUTIVE MEMBER

The information contained in this report is prepared by Athens Exchange Group (ATHEX Group) and while all reasonable efforts have been used to ensure that the information contained herein is correct at the time of publication, it cannot be guaranteed as to its accuracy or completeness. This report is for informational purposes, based on publicly available data and does not constitute financial or investment advice, thus no liability is accepted by ATHEX group and/or any listed company.

The present document is property of ATHEX Group and the rights over it are protected under the stipulations about intellectual property rights. Copyright © 2019 Athens Exchange Group.