


24

Derivatives Market
Monthly Statistical Bulletin
AXIA NUMBERS
August



ATHEXGROUP
Athens Exchange Group

Derivatives market

DISCLAIMER

Hellenic Exchanges-Athens Exchange S.A. (ATHEX Group) makes all efforts to keep all published information updated and accurate. The information is to be seen as general and it does not constitute in any case, professional, investment, legal or any other advice.

Data processing was affected in accordance with Greek Law 2396/1996 related to the classified registration within DSS and Law 2472/1997 concerning individuals' protection with regard to the processing of personal data.

The bulletin is the property of the company and is protected by Greek and international copyright law.

All rights are reserved. Reproduction, publishing, imitation, modification, copying, sale, transition or distribution in any form or by any means, in whole or in part, without the prior reference in source, is strictly forbidden.

Source: *ATHEX Group*

Monthly Statistics Bulletin AξIAnumbers - Derivatives Market

Aug-2024

Any commercial exploitation of these data by third parties is forbidden.

ATHEX Group cannot be held liable to modification of the information provided herein when third parties are involved.

The new categorization is based on the Rule 1011/2012 of the Central European Bank issued on October 17, 2012 and on the Eurostat standard edition "European system of accounts - ESA2010".

Διεύθυνση Πωλήσεων & Ανάπτυξης Αγορών

Clarifications and further information

Sales & Business Development Div

Tel. +30 210 3366800

e-mail: AthexStats@athexgroup.gr

Διεύθυνση Πωλήσεων & Ανάπτυξης Αγορών

Statistical data processing

Sales & Business Development Div

Διεύθυνση Πωλήσεων & Ανάπτυξης Αγορών

Translation - Layout design

Sales & Business Development Div

Athens Exchange Publications & Reports

Visit the relevant links

<http://www.athexgroup.gr/web/guest/statistics-publications>

<http://www.athexgroup.gr/web/guest/reports>

e-mail: AthexStats@athexgroup.gr

Derivatives market

TABLE OF CONTENTS

1. Investors' participation in the Derivatives Market

2. Investors participation in Futures

3. Investors participation in Index Futures

4. Investors participation in Stock Futures

5. Investors participation in Options

6. Investors participation in Index Options

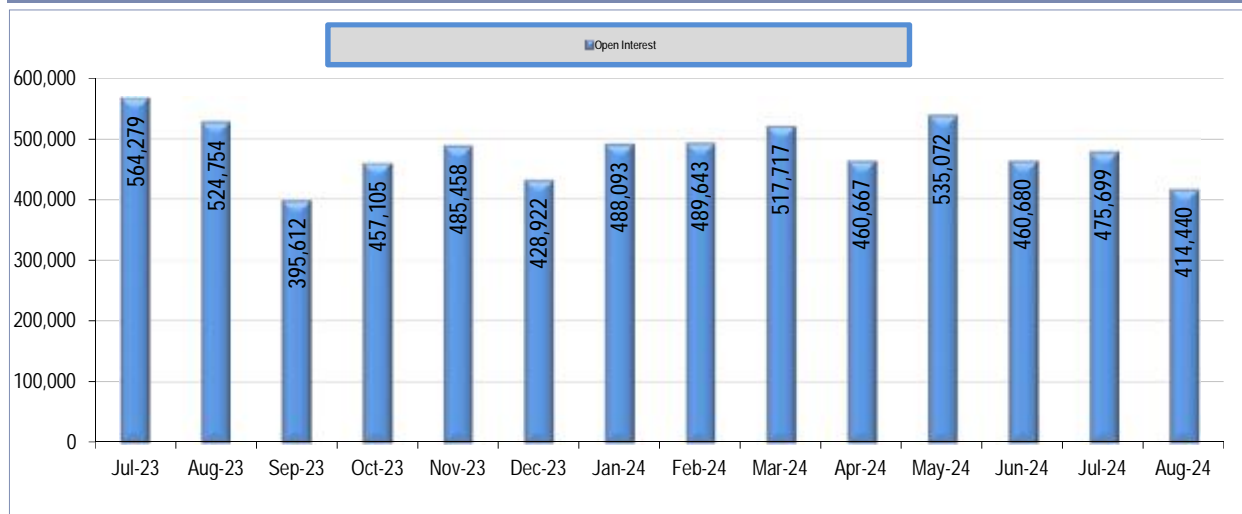
7. Investors participation in Stock Options

8. Notes – Clarifications

Derivatives market

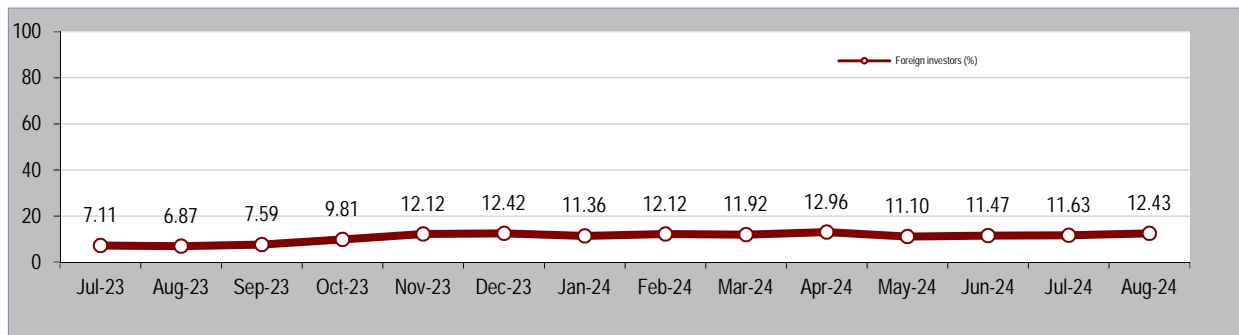
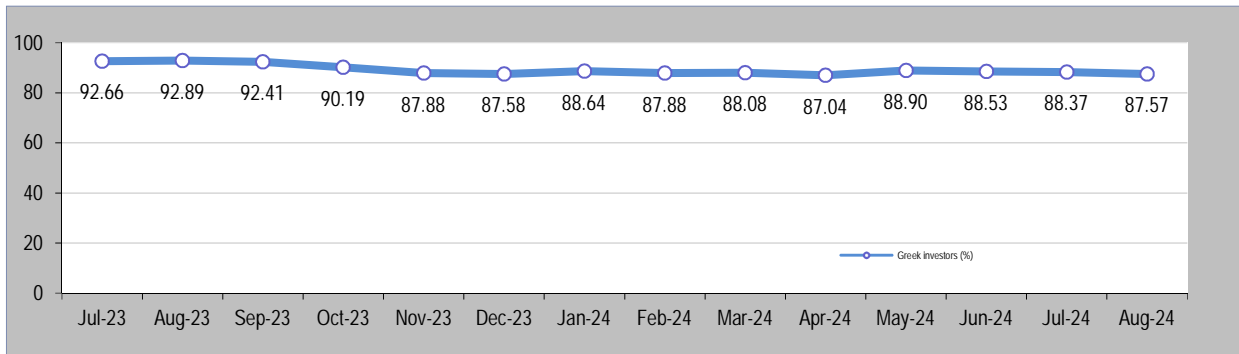
1. Investors' participation in the Derivatives Market

Open Interest	Derivatives Market	
(Data of: 30/08/2024)	Open Interest	
	number	%
I. Domestic Investors	362,921	87.57
Households	330,586	79.77
Insurance Corporations	0	0.00
Pension funds	0	0.00
Money market funds (MMFs)	0	0.00
Non-MMF investment funds	3,230	0.78
Deposit-taking Corporations	318	0.08
Other financial intermediaries	7,707	1.86
Non-Profit Institutions serving Households	1,200	0.29
Non-Financial Corporations	18,720	4.52
Central Governemnt	0	0.00
Social Security Funds	1,160	0.28
Institutions and bodies of the European Union	0	0.00
II. Foreign Investors	51,519	12.43
Households	10,469	2.53
Deposit-taking Corporations	0	0.00
Other financial intermediaries	390	0.09
Non-Financial Corporations	1,060	0.26
Institutions and bodies of the European Union	0	0.00
Non-MMF investment funds	39,600	9.56
Total (I+II+III)	414,440	100.00

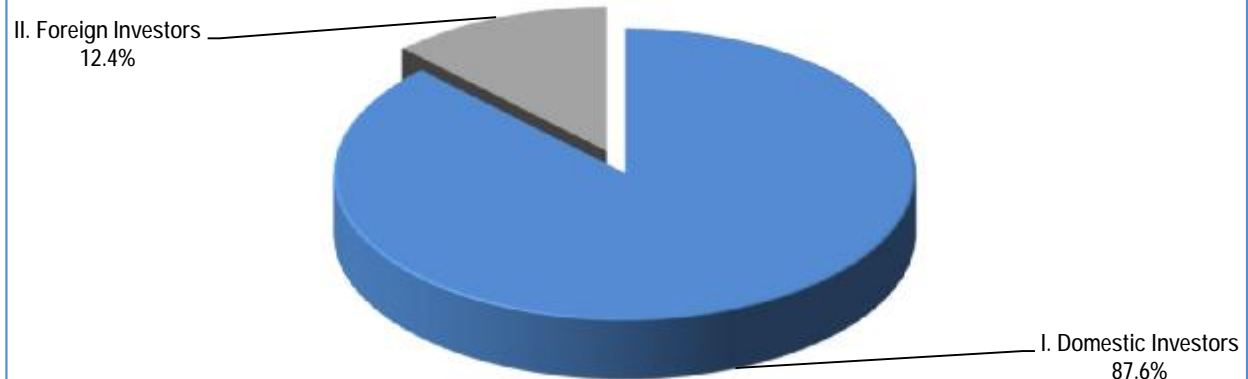


Derivatives market

1. Investors' participation in the Derivatives Market



Derivatives Market Investors' Allocation (%)



Derivatives market

Trading Activity Analysis per Investor Category

Derivatives Market

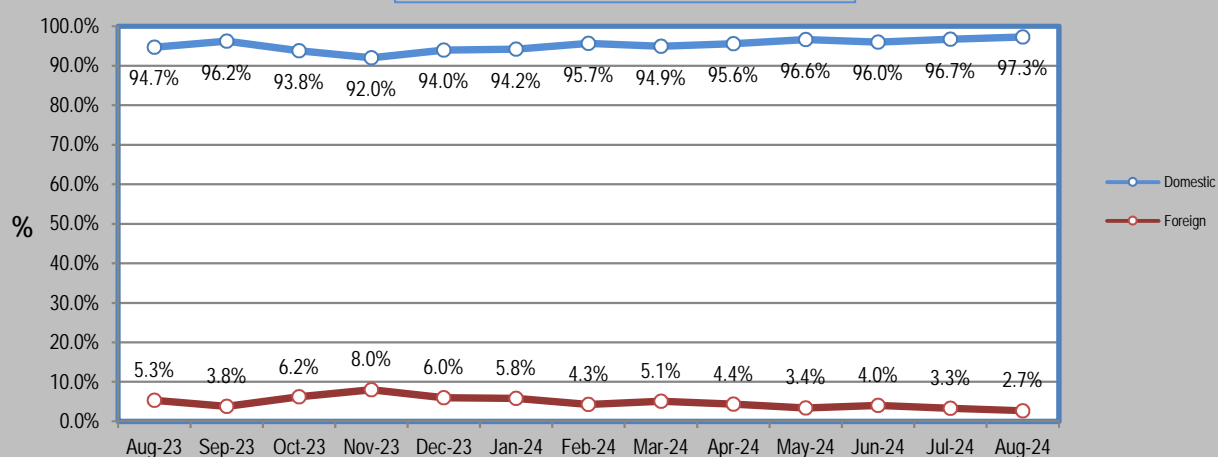
Transactions Volume

Data	Jan-24	Feb-24	Mar-24	Apr-24	May-24	Jun-24	Jul-24	Aug-24			
Domestic Investors	94.2%	95.7%	94.9%	95.6%	96.6%	96.0%	96.7%	97.3%			
Foreign Investors	5.8%	4.3%	5.1%	4.4%	3.4%	4.0%	3.3%	2.7%			

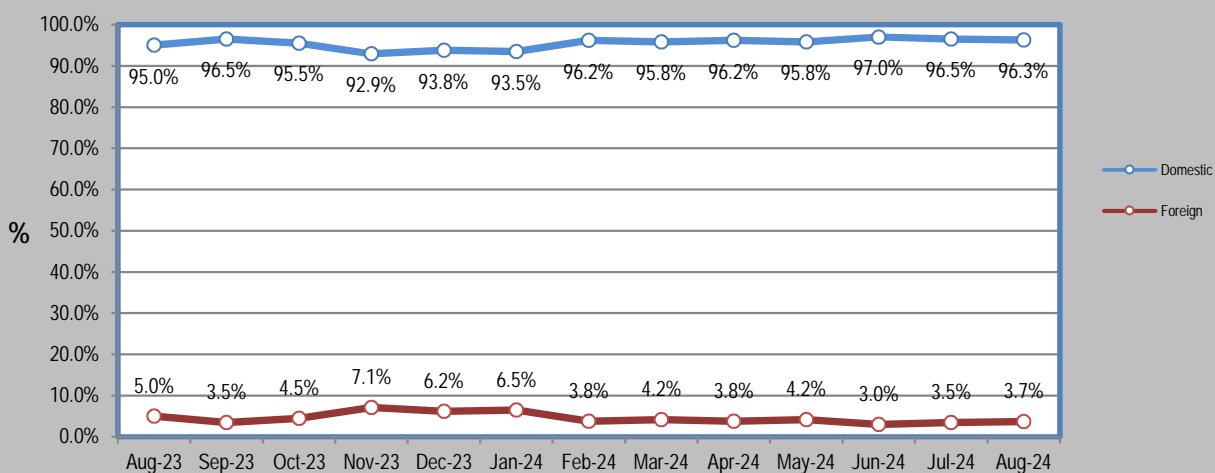
Transactions Value

Data	Jan-24	Feb-24	Mar-24	Apr-24	May-24	Jun-24	Jul-24	Aug-24			
Domestic Investors	93.5%	96.2%	95.8%	96.2%	95.8%	97.0%	96.5%	96.3%			
Foreign Investors	6.5%	3.8%	4.2%	3.8%	4.2%	3.0%	3.5%	3.7%			

Trading Activity Analysis per Investor Category Transactions Volume - Derivatives Market




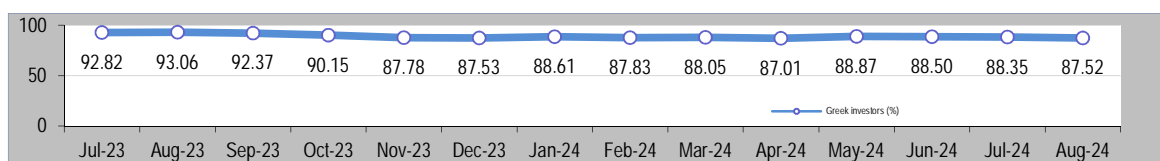
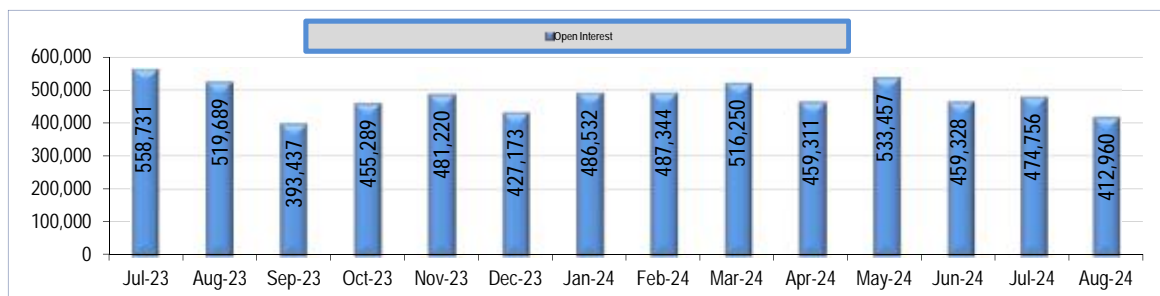
Trading Activity Analysis per Investor Category Transactions Value - Derivatives Market



Derivatives market

2. Investors participation in Futures

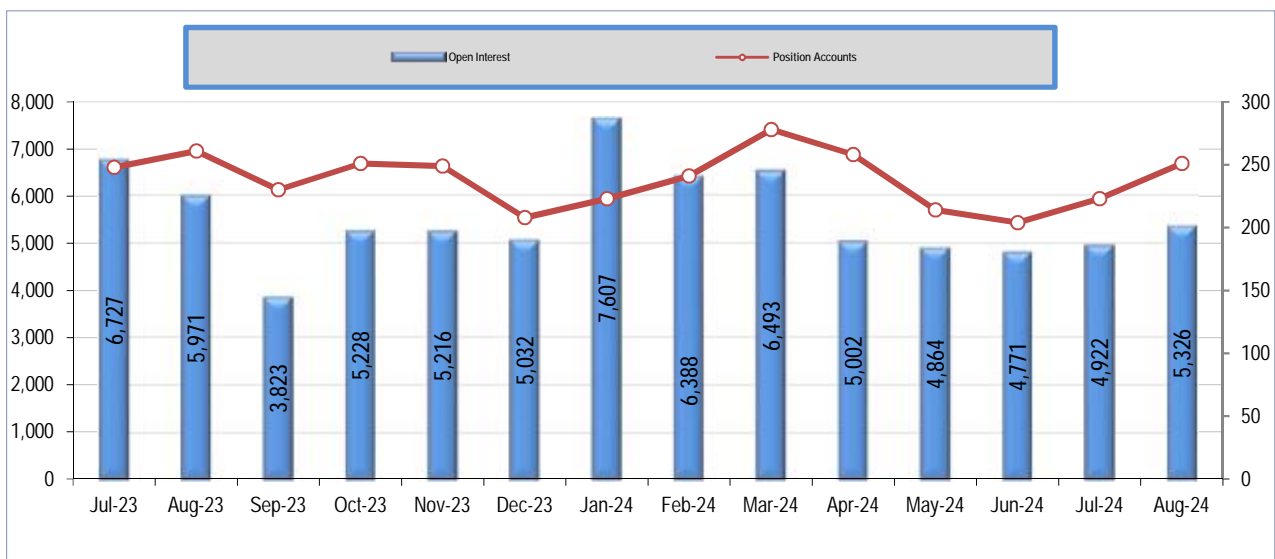
Open Interest	Futures	
(Data of: 30/08/2024)	Open Interest	
	number	%
I. Domestic Investors	361,441	87.52
Households	330,099	79.93
Insurance Corporations	0	0.00
Pension funds	0	0.00
Money market funds (MMFs)	0	0.00
Non-MMF investment funds	3,230	0.78
Deposit-taking Corporations	44	0.01
Other financial intermediaries	6,988	1.69
Non-Profit Institutions serving Households	1,200	0.29
Non-Financial Corporations	18,720	4.53
Central Governemnt	0	0.00
Insurance Funds	0	0.00
Social Security Funds	1,160	0.28
Institutions and bodies of the European Union	0	0.00
II. Foreign Investors	51,519	12.48
Households	10,469	2.54
Deposit-taking Corporations	0	0.00
Other financial intermediaries	390	0.09
Non-Financial Corporations	1,060	0.26
Institutions and bodies of the European Union	0	0.00
Non-MMF investment funds	39,600	9.59
III. Other Not Identified	0	0.00
Total (I+II+III)	412,960	100.00



Derivatives market

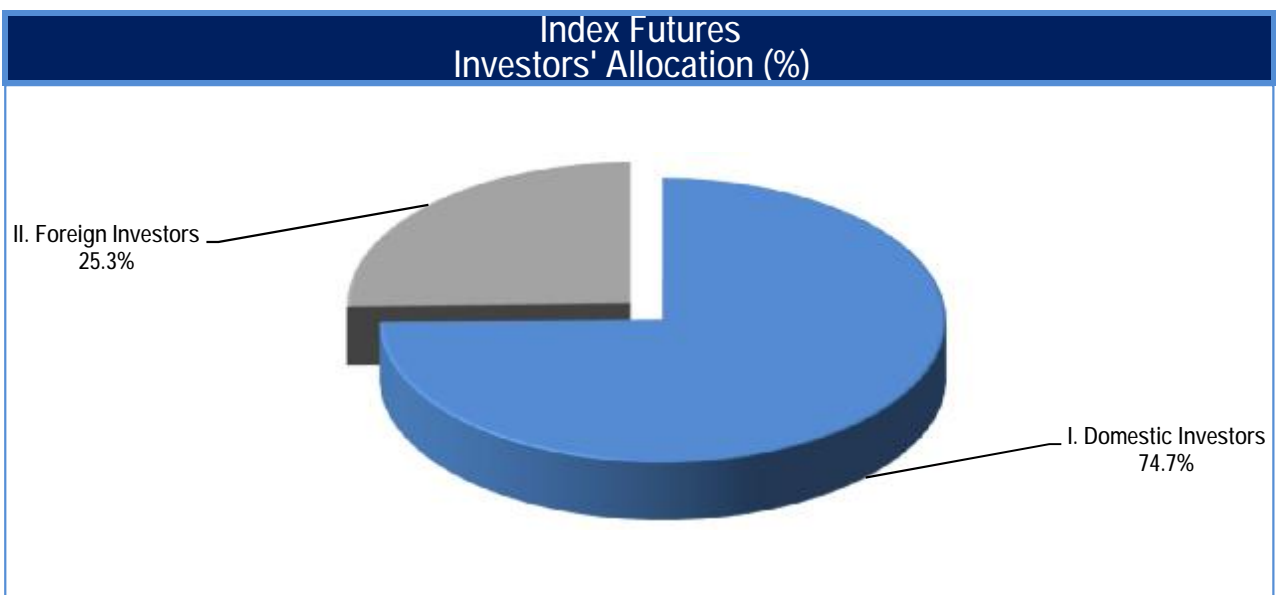
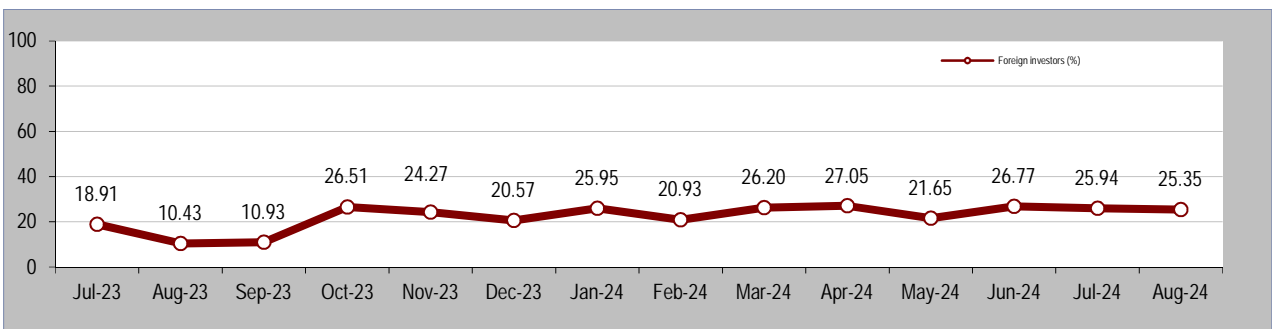
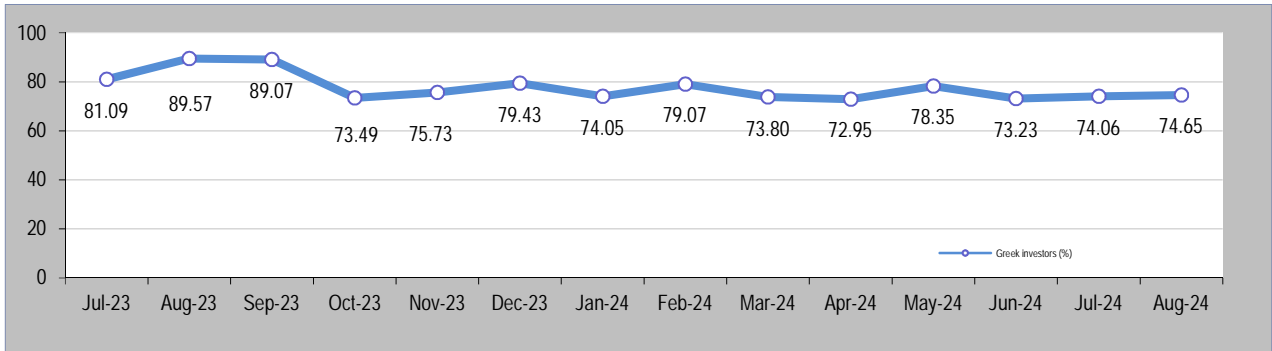
3. Investors participation in Index Futures

Open Interest	Index Futures			
(Data of: 30/08/2024)	Position Accounts		Open Interest	
	number	%	number	%
I. Domestic Investors	250	99.60	3,976	74.65
Households	232	92.43	1,214	22.79
Insurance Corporations	0	0.00	0	0.00
Pension funds	0	0.00	0	0.00
Money market funds (MMFs)	0	0.00	0	0.00
Non-MMF investment funds	12	4.78	2,399	45.04
Deposit-taking Corporations	1	0.40	39	0.73
Other financial intermediaries	4	1.59	304	5.71
Non-Profit Institutions serving Households	0	0.00	0	0.00
Non-Financial Corporations	1	0.40	0	0.00
Central Governemnt	0	0.00	20	0.38
Insurance Funds	0	0.00	0	0.00
Social Security Funds	0	0.00	0	0.00
Institutions and bodies of the European Union	0	0.00	0	0.00
II. Foreign Investors	1	0.40	1,350	25.35
Households	0	0.00	0	0.00
Deposit-taking Corporations	0	0.00	0	0.00
Other financial intermediaries	0	0.00	0	0.00
Non-Financial Corporations	0	0.00	0	0.00
Institutions and bodies of the European Union	0	0.00	0	0.00
Non-MMF investment funds	1	0.40	1,350	25.35
III. Other Not Identified	0	0.00	0	0.00
Total (I+II+III)	251	100.00	5,326	100.00



Derivatives market

3. Investors participation in Index Futures



Derivatives market

Trading Activity Analysis per Investor Category

Index Futures

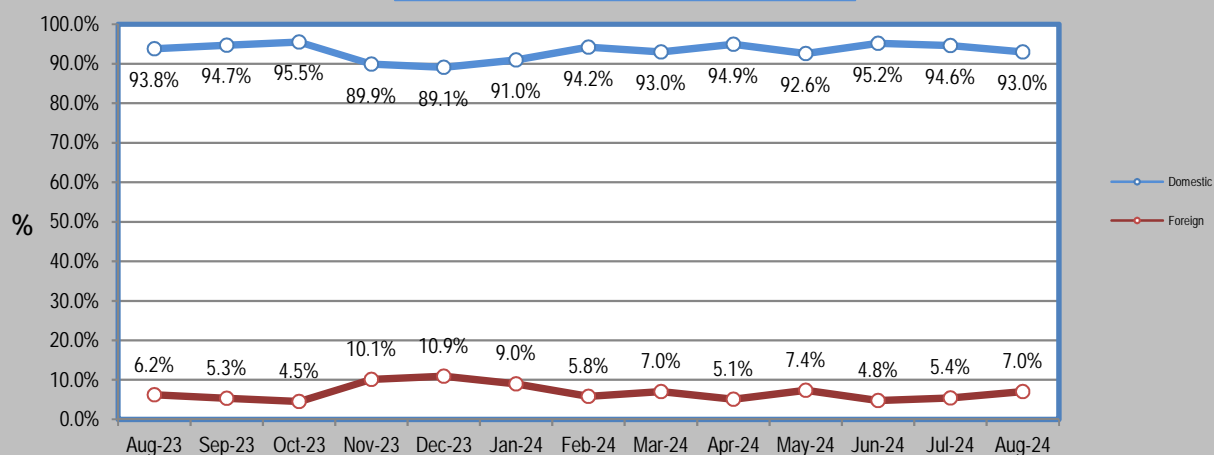
Transactions Volume

Data	Jan-24	Feb-24	Mar-24	Apr-24	May-24	Jun-24	Jul-24	Aug-24			
Domestic Investors	91.0%	94.2%	93.0%	94.9%	92.6%	95.2%	94.6%	93.0%			
Foreign Investors	9.0%	5.8%	7.0%	5.1%	7.4%	4.8%	5.4%	7.0%			

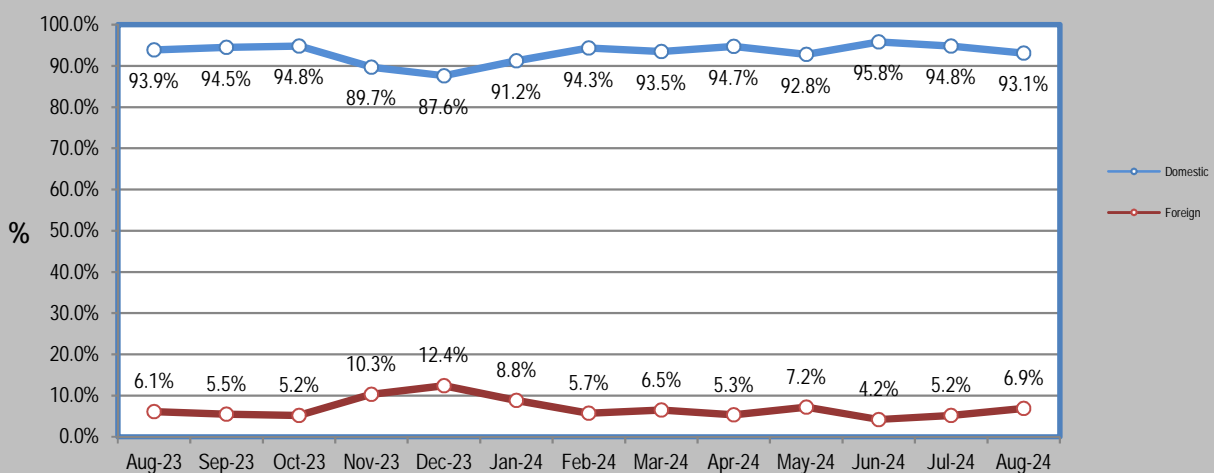
Transactions Value

Data	Jan-24	Feb-24	Mar-24	Apr-24	May-24	Jun-24	Jul-24	Aug-24			
Domestic Investors	91.2%	94.3%	93.5%	94.7%	92.8%	95.8%	94.8%	93.1%			
Foreign Investors	8.8%	5.7%	6.5%	5.3%	7.2%	4.2%	5.2%	6.9%			

Trading Activity Analysis per Investor Category
Transactions Volume - Index Futures



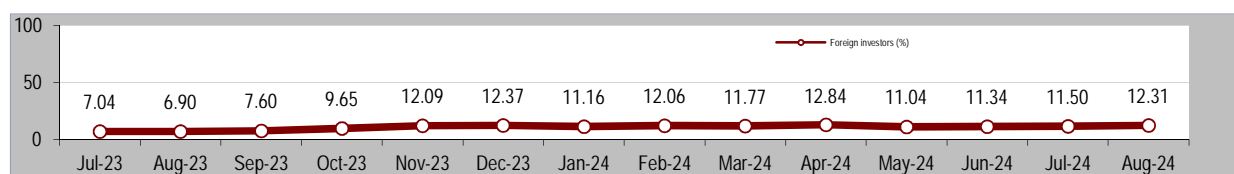
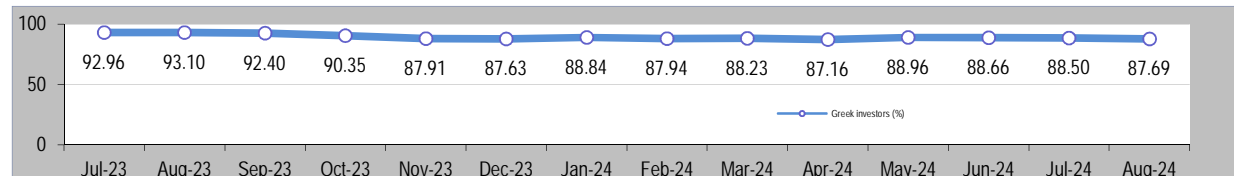
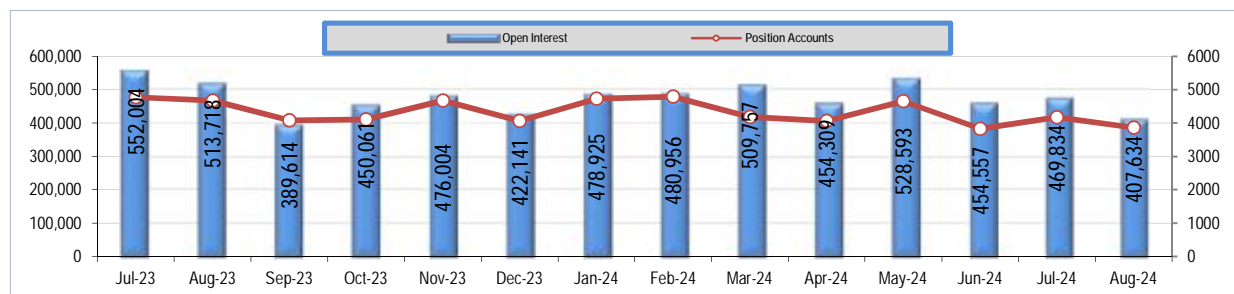
Trading Activity Analysis per Investor Category
Transactions Value - Index Futures



Derivatives market

4. Investors participation in Stock Futures

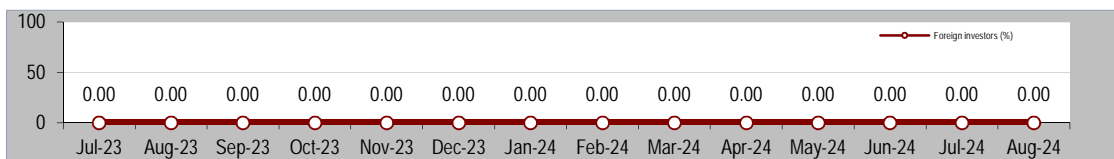
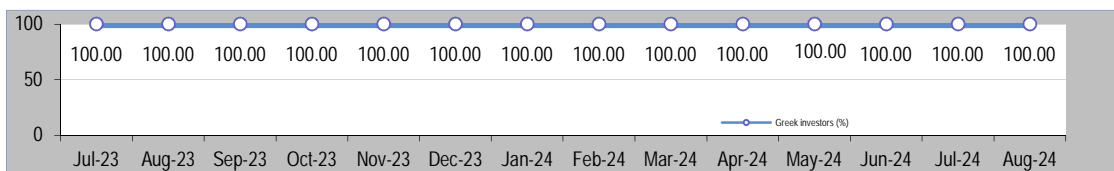
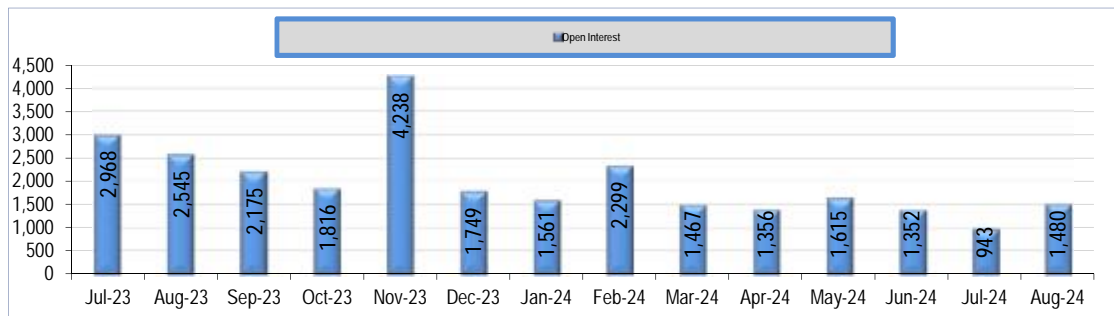
Open Interest	Stock Futures			
(Data of: 30/08/2024)	Position Accounts		Open Interest	
	number	%	number	%
I. Domestic Investors	3,799	98.37	357,465	87.69
Households	3,664	94.87	328,885	80.68
Insurance Corporations	0	0.00	0	0.00
Pension funds	0	0.00	0	0.00
Money market funds (MMFs)	0	0.00	0	0.00
Non-MMF investment funds	4	0.10	831	0.20
Deposit-taking Corporations	1	0.03	5	0.00
Other financial intermediaries	59	1.53	6,684	1.64
Non-Profit Institutions serving Households	10	0.26	1,200	0.29
Non-Financial Corporations	58	1.50	18,700	4.59
Central Governemnt	0	0.00	0	0.00
Insurance Funds	0	0.00	0	0.00
Social Security Funds	3	0.08	1,160	0.28
Institutions and bodies of the European Union	0	0.00	0	0.00
II. Foreign Investors	63	1.63	50,169	12.31
Households	46	1.19	10,469	2.57
Deposit-taking Corporations	0	0.00	0	0.00
Other financial intermediaries	5	0.13	390	0.10
Non-Financial Corporations	7	0.18	1,060	0.26
Non-MMF investment funds	5	0.13	38,250	9.38
III. Other Not Identified	0	0.00	0	0.00
Total (I+II+III)	3,862	100.00	407,634	100.00



Derivatives market

5. Investors participation in Options

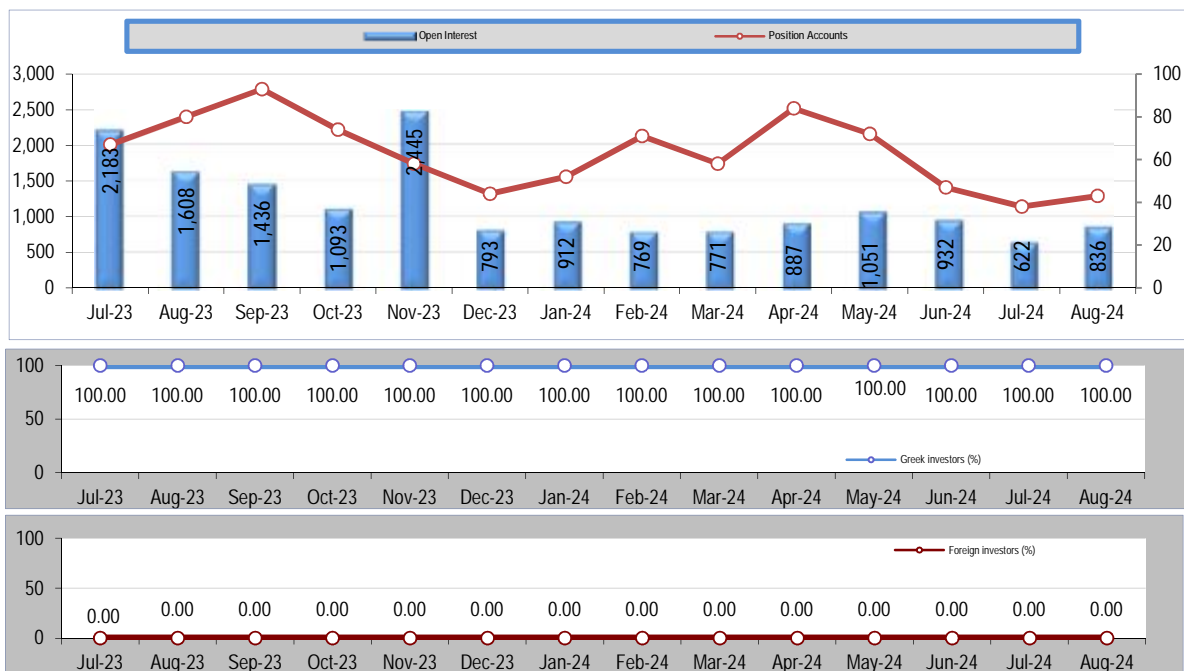
Open Interest	Options	
(Data of: 30/08/2024)	Open Interest	
	number	%
I. Domestic Investors	1,480	100.00
Households	487	32.91
Insurance Corporations	0	0.00
Pension funds	0	0.00
Money market funds (MMFs)	0	0.00
Non-MMF investment funds	0	0.00
Deposit-taking Corporations	274	18.51
Other financial intermediaries	719	48.58
Non-Profit Institutions serving Households	0	0.00
Non-Financial Corporations	0	0.00
Central Governemnt	0	0.00
Insurance Funds	0	0.00
Social Security Funds	0	0.00
Institutions and bodies of the European Union	0	0.00
II. Foreign Investors	0	0.00
Households	0	0.00
Deposit-taking Corporations	0	0.00
Other financial intermediaries	0	0.00
Non-Financial Corporations	0	0.00
III. Other Not Identified	0	0.00
Total (I+II+III)	1,480	100.00



Derivatives market

6. Investors participation in Index Options

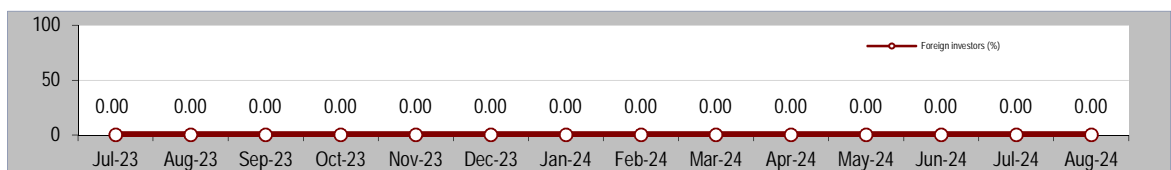
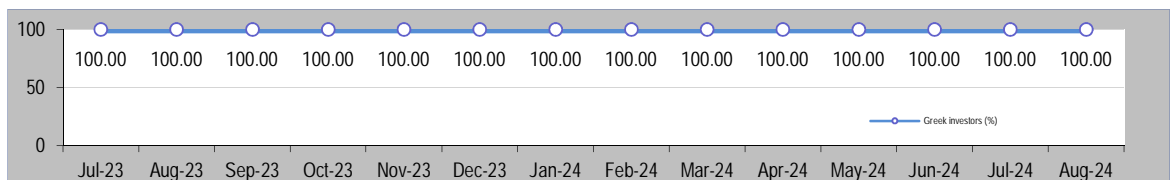
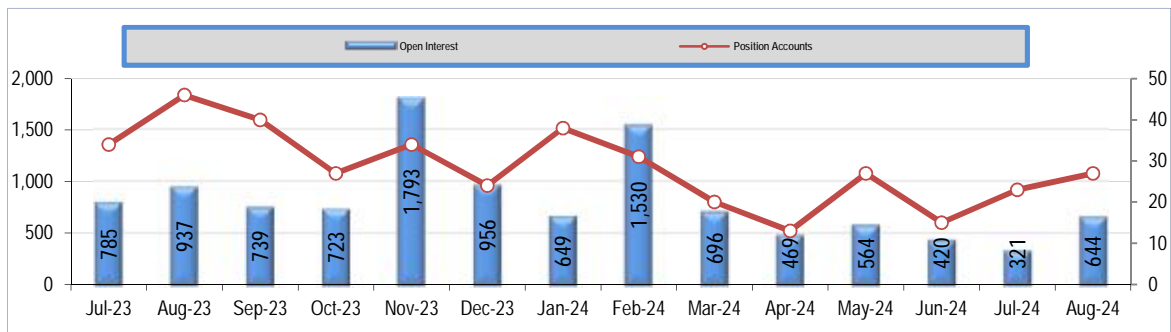
Open Interest	Index Options			
	Position Accounts		Open Interest	
	number	%	number	%
I. Domestic Investors	43	100.00	836	100.00
Households	19	44.19	76	9.09
Insurance Corporations	0	0.00	0	0.00
Pension funds	0	0.00	0	0.00
Money market funds (MMFs)	0	0.00	0	0.00
Non-MMF investment funds	0	0.00	0	0.00
Deposit-taking Corporations	7	16.28	197	23.56
Other financial intermediaries	17	39.53	563	67.34
Non-Profit Institutions serving Households	0	0.00	0	0.00
Non-Financial Corporations	0	0.00	0	0.00
Central Government	0	0.00	0	0.00
Insurance Funds	0	0.00	0	0.00
Social Security Funds	0	0.00	0	0.00
Institutions and bodies of the European Union	0	0.00	0	0.00
II. Foreign Investors	0	0.00	0	0.00
Households	0	0.00	0	0.00
Deposit-taking Corporations	0	0.00	0	0.00
Other financial intermediaries	0	0.00	0	0.00
Non-Financial Corporations	0	0.00	0	0.00
III. Other Not Identified	0	0.00	0	0.00
Total (I+II+III)	43	100.00	836	100.00



Derivatives market

7. Investors participation in Stock Options

Open Interest	Stock Options			
(Data of: 30/08/2024)	Position Accounts		Open Interest	
	number	%	number	%
I. Domestic Investors	27	100.00	644	100.00
Households	10	37.04	411	63.82
Insurance Corporations	0	0.00	0	0.00
Pension funds	0	0.00	0	0.00
Money market funds (MMFs)	0	0.00	0	0.00
Non-MMF investment funds	0	0.00	0	0.00
Deposit-taking Corporations	7	25.93	77	11.96
Other financial intermediaries	10	37.04	156	24.22
Non-Profit Institutions serving Households	0	0.00	0	0.00
Non-Financial Corporations	0	0.00	0	0.00
Central Government	0	0.00	0	0.00
Insurance Funds	0	0.00	0	0.00
Social Security Funds	0	0.00	0	0.00
Institutions and bodies of the European Union	0	0.00	0	0.00
II. Foreign Investors	0	0.00	0	0.00
Households	0	0.00	0	0.00
Deposit-taking Corporations	0	0.00	0	0.00
Other financial intermediaries	0	0.00	0	0.00
Non-Financial Corporations	0	0.00	0	0.00
III. Other Not Identified	0	0.00	0	0.00
Total (I+II+III)	27	100.00	644	100.00



Derivatives market

8. Notes - Clarifications

Investors' Codification

Domestic Investors

Code	Description	Constituents
S_14	Households	Natural Persons
		Individual Enterprises
		Joint Investors Shares (JISs) or Co-owners Investors Shares
		Other cases
S_128	Insurance Companies	Non-life insurance corporations
		Life and non-life insurance to individual units or groups of units
		Pension & Subsidiary Funds
		Reinsurance to other insurance corporations
		Insurance Brokerage
S_129	Pension funds	Other cases
		Pension funds
S_123	Money market funds (MMFs)	Mutual Funds
		(UCITS) Investment funds including investment trusts, unit trusts and other collective investment schemes whose shares or units are close substitutes for deposits
		Public investment funds
		Other cases
S_124	Non-MMF investment funds	Open-ended investment funds whose investment fund shares or units are, at the request of the holders, repurchased or redeemed directly or indirectly out of the undertaking's assets
		Closed-ended investment funds with a fixed share capital, where investors entering or leaving the fund must buy or sell existing shares
		Real estate investment funds
		Investment funds investing in other funds ('funds of funds')
		Hedge funds covering a range of collective investment schemes, involving high minimum investments, light regulation, and a range of investment strategies
		Other cases
S_122	Deposit-taking corporations	Central Bank
		Commercial banks, 'universal' banks, 'all purpose' banks
		Savings banks (including trustee savings banks and savings banks and loan associations) & cooperative banks
		Foreign Credit Institutions' Branches in Greece
		Specialized banks (e.g. merchant banks, issuing houses, private banks)
		Electronic money institutions principally engaged in financial intermediation
		Public Credit Institutions (e.g. Deposit & Loans Fund)
		Other cases
S_125	Other financial intermediaries, except insurance corporations and pension funds	Financial vehicle corporations engaged in securitisation transactions (FVC)
		Security and derivative dealers (ATHEX Members)
		Security and derivative dealers (non ATHEX Members)
		Financial corporations engaged in lending
		Other cases
S_15	Non-Profit Institutions serving Households	Trade Unions
		Charity Organizations, Church
		Associations
		Other cases
S_11	Non-Financial corporations	National private non-financial corporations
		Public Corporations Mainly Active in Goods Production and Non-Financial Services
		Foreign controlled non-financial corporations
		Other cases
S_1311	Central Government	Entities of Central Government (Ministries)
		Central Government Legal Entities & Public Corporations
		Other cases
S_1313	Local Government Organizations	Local Government Organizations and Related Supervised Bodies
S_1314	Social Security Funds	Social security funds
		Other cases
S_212	Institutions and bodies of the European Union	Institutions and bodies of the European Union
		Other Domestic Investors
		Non-Categorized Investors with Registered Office in Greece

Derivatives market

8. Notes - Clarifications

Investors' Codification

Foreign Investors		
Code	Description	Constituents
S_14	Households	Natural Persons
		Individual Enterprises
		Joint Investors Shares (JISs) or Co-owners Investors Shares
		Other cases
S_128	Insurance Companies	Non-life insurance corporations
		Life and non-life insurance to individual units or groups of units
		Pension & Subsidiary Funds
		Reinsurance to other insurance corporations
		Insurance Brokerage
S_129	Pension funds	Other cases
		Pension funds
S_123	Money market funds (MMFs)	Mutual Funds
		(UCITS) Investment funds including investment trusts, unit trusts and other collective investment schemes whose shares or units are close substitutes for deposits
		Public investment funds
		Other cases
S_124	Non-MMF investment funds	Open-ended investment funds whose investment fund shares or units are, at the request of the holders, repurchased or redeemed directly or indirectly out of the undertaking's assets
		Closed-ended investment funds with a fixed share capital, where investors entering or leaving the fund must buy or sell existing shares
		Real estate investment funds
		Investment funds investing in other funds ('funds of funds')
		Hedge funds covering a range of collective investment schemes, involving high minimum investments, light regulation, and a range of investment strategies
		Other cases
S_122	Deposit-taking corporations	Central Bank
		Commercial banks, 'universal' banks, 'all purpose' banks
		Savings banks (including trustee savings banks and savings banks and loan associations) & cooperative banks
		Foreign Credit Institutions' Branches in Greece
		Specialized banks (e.g. merchant banks, issuing houses, private banks)
		Electronic money institutions principally engaged in financial intermediation
		Public Credit Institutions (e.g. Deposit & Loans Fund)
		Other cases
S_125	Other financial intermediaries, except insurance corporations and pension funds	Financial vehicle corporations engaged in securitisation transactions (FVC)
		Security and derivative dealers (ATHEX Members)
		Security and derivative dealers (non ATHEX Members)
		Financial corporations engaged in lending
		Other cases
S_15	Non-Profit Institutions serving Households	Trade Unions
		Charity Organizations, Church
		Associations
		Other cases
S_11	Non-Financial corporations	National private non-financial corporations
		Public Corporations Mainly Active in Goods Production and Non-Financial Services
		Foreign controlled non-financial corporations
		Other cases
S_1311	Central Government	Entities of Central Government (Ministries)
		Central Government Legal Entities & Public Corporations
		Other cases
S_1313	Local Government Organizations	Local Government Organizations and Related Supervised Bodies
S_1314	Social Security Funds	Social security funds
S_212	Institutions and bodies of the European Union	Other cases
		Institutions and bodies of the European Union
S_22	Non-member countries and international organizations non-resident of EU	Non-member countries and international organizations non-resident of EU
	Other Foreign Investors	Non-Categorized Investors with Registered Office outside Greece
Other Not Identified		
	Other Not Identified	Investors with non-registered Office
		Joint Holders with Greek and Foreign Members



ATHEX
Athens Stock Exchange

110, Athinon Ave. GR 104 42 Athens
tel. (+30)210-33.66.800, fax (+30)210-33.66.101
www.athexgroup.gr